

CASABLANCA CLOSING EQUITY

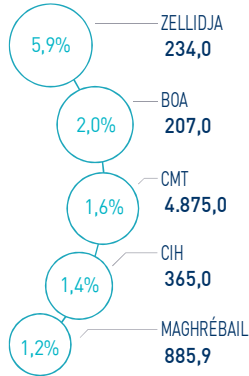
29 APRIL 2026

MARKET INSIGHT

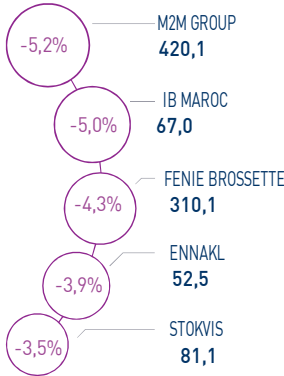
| | | | |
|----------------------------|----------------------------|------------------------------|------------------------------|
| MASI 18.700 pts | MSI20 1.368 pts | CAPI 1.069 MAD Bn | VOLUME 243 MAD Mn |
| ↘ Daily -0,08% | ↘ Daily -0,07% | ↗ High 1.094 | MC 243 |
| ↘ YTD -0,78% | ↘ YTD -7,95% | ↘ Low 921 | MB - |

THE DAY IN REVIEW

TOP PERFORMERS



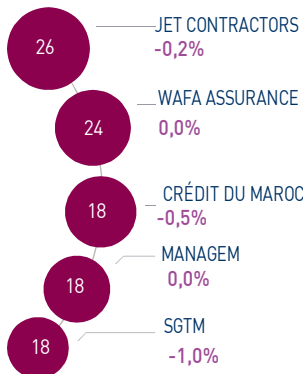
BOTTOM PERFORMERS



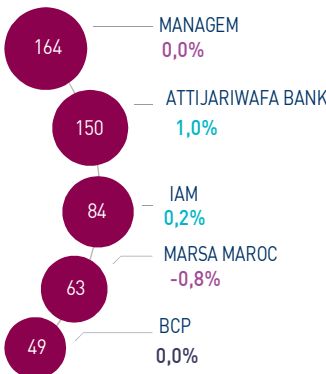
At the end of today's trading session, the MASI index remains almost stable at -0.08% to 18,700 points. In this context, the market's year-to-date performance stands at -0.78%.

Zellidja topped the highest increases recording a gain of +5.88%, while M2M Group declined by -5.17% recording the highest decrease of this trading session.

MOST ACTIVE (MAD Mn)



LARGEST CAP (MAD Bn)



The central market records a trading volume of MAD 243 Mn.

Jet Contractors, Wafa Assurance and CDM are the most active stocks of the session, accounting for 28% of total trading volume.

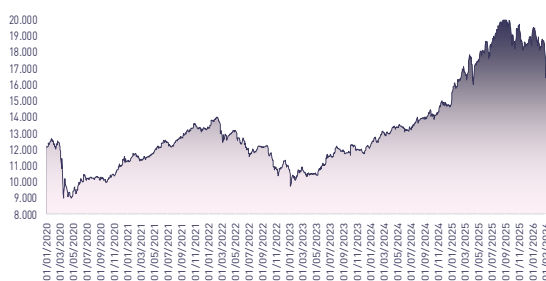
Attijari Global Research

Mahat Zerhouni
+212 529 03 68 16
m.zerhouni@attijari.ma

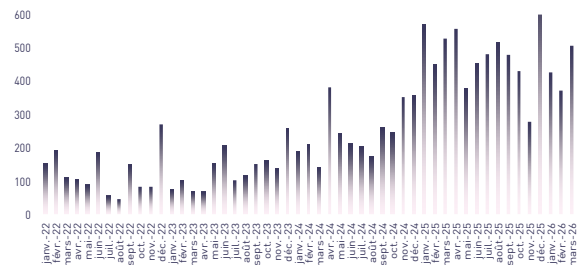
Attijari Intermédiation

Anis Hares
+212 529 03 68 34
Mehdi Benchekroun
+212 529 03 68 14

MASI INDEX EVOLUTION (pts)



ADV- MONTHLY BASIS VOLUME (MAD Mn)



KEY ECONOMIC RELEASES/EVENTS OVER THE WEEK

| Apr. 29th | 2026

According to OMPIC, business creations in Morocco reached 16,978 by the end of February 2026.

| Apr. 28th | 2026

RISMA: Closing of the sale of Sofitel Casablanca Tour Blanche hotel to Albatros for an amount worth MAD 450 Mn.

| Apr. 27th | 2026

In Q1 2026, air traffic in Morocco stood at 8,913,041 passengers, up 11.2%.

| Apr. 24th | 2026

IAM : the Group's NIGS declined by 3.4% in Q1 2026 to settle at MAD 1,304 Mn.



Attijari
Global Research



CASABLANCA CLOSING

EQUITY

DAILY STOCK ON APRIL 29th, 2026

| 29/04/2026 | Close | Day | YTD | Max 2026 | Min 2026 | Quantity | P/E 25R ⁽¹⁾ | P/B 25R | D/Y 25R |
|-------------------------|-----------------|---------------|---------------|-----------------|-----------------|----------|------------------------|------------|-------------|
| Addoha | 34,21 | -2,12% | -4,92% | 36,20 | 26,00 | 353.144 | 30,3 | 1,4 | NC |
| AFMA | 1.200,0 | 0,00% | -2,04% | 1.289 | 1.114 | 0 | 16,4 | 14,7 | 5,2% |
| Afric Industries | 350,00 | 0,01% | 3,86% | 360,00 | 330,20 | 105 | 12,8 | 2,1 | 5,7% |
| Africa Gaz | 3.750,0 | 0,03% | -7,18% | 4.250 | 3.664 | 4 | 17,2 | 3,8 | 4,7% |
| Aigma | 6.900,00 | 0,00% | 8,92% | 7.199,00 | 6.335,00 | 0 | 18,6 | 8,0 | 4,5% |
| Akdital | 1.224,0 | -1,69% | 3,73% | 1.290 | 980 | 7.411 | 35,1 | 5,9 | 1,1% |
| Alliances | 445,00 | 1,14% | -16,04% | 570,00 | 391,50 | 17.463 | 24,4 | 2,5 | 0,9% |
| Aluminium du Maroc | 1.816,0 | 0,00% | 1,00% | 1.841 | 1.653 | 0 | 12,8 | 3,2 | 6,1% |
| Aradei Capital | 443,00 | 0,64% | 5,48% | 450,00 | 401,00 | 701 | 10,9 | 1,1 | 5,2% |
| AtlantaSanad | 131,8 | -0,45% | -12,13% | 152 | 124 | 125.447 | 17,0 | 3,2 | 4,5% |
| Attijariwafa bank | 698,90 | 0,98% | -4,27% | 764,50 | 667,90 | 19.980 | 14,1 | 2,2 | 3,1% |
| Auto Hall | 74,0 | -1,29% | -21,19% | 97 | 74 | 288 | 37,3 | 2,6 | 2,7% |
| Auto Nejma | 4.310,00 | 0,00% | -0,37% | 4.585,00 | 4.310,00 | 0 | 13,6 | 3,0 | 4,1% |
| Balima | 220,0 | 0,00% | -12,00% | 250 | 205 | 0 | 28,0 | 2,9 | NC |
| BCP | 242,00 | 0,00% | -16,55% | 290,00 | 240,00 | 38.426 | 10,9 | 1,2 | NC |
| BoA | 207,0 | 1,97% | -8,00% | 231 | 192 | 4.915 | 12,0 | 1,4 | 2,4% |
| BMCI | 593,00 | -0,67% | -5,87% | 645,00 | 566,00 | 168 | 18,1 | 1,0 | NC |
| Cartier Saada | 31,1 | 0,32% | -9,28% | 35 | 27 | 29.462 | 43,2 | 1,1 | 0,0% |
| Cash Plus | 290,00 | 0,00% | -5,54% | 317,95 | 252,00 | 1.358 | 29,4 | 17,2 | 3,4% |
| CFG Bank | 210,0 | -1,55% | -14,29% | 258 | 200 | 3.818 | 19,9 | 3,6 | 1,9% |
| CIH Bank | 365,00 | 1,39% | -12,05% | 413,50 | 340,00 | 285 | 10,6 | 1,2 | 3,8% |
| Cimar | 1.700,0 | 0,24% | -8,11% | 1.889 | 1.600 | 847 | 17,5 | 6,3 | 3,8% |
| CMGP Group | 360,00 | -1,29% | -2,44% | 403,00 | 330,00 | 1.626 | 25,1 | 2,2 | 1,8% |
| CMT | 4.875,0 | 1,56% | 172,19% | 5.181 | 1.730 | 200 | 41,8 | 9,1 | NC |
| Colorado | 80,20 | -0,99% | -6,52% | 93,79 | 80,00 | 1.694 | 19,6 | 3,6 | 4,4% |
| Cosumar | 189,1 | 0,05% | -7,08% | 214 | 150 | 7.460 | 25,4 | 3,2 | 5,3% |
| Crédit du Maroc | 1.000,00 | -0,50% | -3,75% | 1.149,00 | 981,00 | 18.414 | 12,6 | 1,3 | 4,8% |
| CTM | 911,9 | 0,00% | 0,76% | 925 | 752 | 0 | 20,0 | 2,9 | 2,9% |
| Dari Couspate | 4.100,00 | 0,00% | -2,38% | 4.300,00 | 4.100,00 | 0 | 23,5 | 3,3 | NC |
| Delattre Levivier Maroc | 40,0 | 0,00% | 0,00% | 40 | 40 | 0 | N.S | N.S | NC |
| Delta Holding | 61,30 | -0,33% | -20,39% | 80,00 | 53,50 | 5.254 | 17,5 | 2,1 | 3,3% |
| Diac Salaf | 26,3 | 0,00% | 0,00% | 26 | 26 | 0 | N.S | N.S | 0,0% |
| Disty Technologies | 356,00 | -1,11% | 1,71% | 376,00 | 300,00 | 258 | 13,8 | 1,9 | 5,5% |
| Disway | 774,0 | -0,64% | -12,05% | 904 | 725 | 101 | 17,2 | 2,1 | 5,7% |
| Ennaki | 52,47 | -3,87% | -2,83% | 56,00 | 44,90 | 2.871 | 8,4 | 1,5 | 6,0% |
| Eqdom | 1.340,0 | 0,00% | 3,32% | 1.430 | 1.242 | 0 | 22,6 | 1,5 | 4,3% |
| Fenie Brossette | 310,10 | -4,29% | -18,73% | 425,00 | 279,50 | 1.733 | 29,7 | 2,7 | 0,0% |
| HPS | 614,0 | -0,65% | 10,43% | 655 | 485 | 14.355 | 42,9 | 5,6 | 1,3% |
| IAM | 95,50 | 0,16% | -12,39% | 114,40 | 90,00 | 106.830 | 14,9 | 4,1 | 4,2% |
| IB Maroc | 67,0 | -4,96% | -3,60% | 71 | 52 | 114 | N.S | N.S | 0,0% |
| Immorrente | 90,87 | 0,41% | -0,85% | 92,50 | 89,97 | 718 | 19,7 | 1,0 | 6,1% |
| Invovys | 152,0 | -0,65% | -16,48% | 205 | 134 | 302 | N.S | 0,6 | 0,0% |
| Jet Contractors | 2.382,00 | -0,21% | -10,11% | 2.850,00 | 2.005,00 | 10.882 | 13,7 | 5,3 | 0,8% |
| Label Vie | 4.189,0 | -0,24% | -8,93% | 4.680 | 3.600 | 69 | 20,9 | 3,3 | 2,9% |
| LafargeHolcim Maroc | 1.816,00 | -0,22% | -1,30% | 1.900,00 | 1.500,00 | 3.124 | 19,6 | 3,5 | 5,3% |
| Lesieur Cristal | 373,0 | -1,84% | 3,61% | 425 | 292 | 269 | N.S | 6,1 | 0,0% |
| M2M Group | 420,05 | -5,17% | -9,65% | 503,90 | 397,05 | 2 | 38,9 | 1,8 | 0,0% |
| Maghreb Oxygène | 384,0 | 0,23% | -7,22% | 413 | 360 | 4 | 20,2 | 1,0 | 1,0% |
| Maghrébail | 885,90 | 1,25% | -6,06% | 945,00 | 845,00 | 5 | 8,3 | 1,0 | 6,0% |
| Managem | 13.800,0 | -0,01% | 115,63% | 14.299 | 6.500 | 1.306 | 54,5 | 12,3 | 0,4% |
| Maroc Leasing | 381,90 | 0,00% | 6,08% | 383,90 | 337,00 | 0 | 9,9 | 0,9 | NC |
| Marsa Maroc | 852,5 | -0,76% | -10,26% | 990 | 702 | 8.442 | 39,4 | 13,7 | 1,3% |
| Med Paper | 25,25 | -2,51% | -4,82% | 27,69 | 21,50 | 2.144 | 17,3 | 2,9 | 0,0% |
| Microdata | 750,0 | -1,32% | -6,21% | 847 | 705 | 1 | 18,0 | 6,8 | 5,3% |
| Mutandis | 242,00 | -0,74% | -3,20% | 260,00 | 228,45 | 572 | 17,8 | 1,4 | 4,3% |
| Oulmès | 1.200,0 | 0,84% | 1,52% | 1.257 | 1.147 | 2 | 21,2 | 2,9 | 3,3% |
| Promopharm | 1.407,00 | 0,00% | -6,20% | 1.483,00 | 1.343,00 | 0 | 23,5 | 2,4 | 2,1% |
| Rebab | 104,9 | 0,00% | -1,27% | 113 | 96 | 0 | 13,7 | 0,7 | 0,0% |
| RDS | 166,60 | -1,71% | 3,48% | 179,00 | 128,70 | 25.381 | N.S | 1,1 | 0,0% |
| Risma | 352,0 | -0,56% | -4,86% | 415 | 290 | 2.610 | 20,9 | 2,9 | 2,6% |
| S2M | 585,00 | -2,09% | 0,00% | 610,00 | 513,10 | 198 | 14,4 | 3,5 | 0,0% |
| Sanlam Maroc | 3.089,0 | 0,36% | 44,35% | 3.140 | 2.037 | 13 | 18,8 | 2,1 | 3,2% |
| Salafin | 450,00 | 1,12% | -15,09% | 596,00 | 424,90 | 222 | 14,6 | 1,6 | 6,7% |
| Samir | 127,8 | 0,00% | 0,00% | 128 | 128 | 0 | N.S | N.S | 0,0% |
| SBM | 2.364,00 | 0,00% | 3,23% | 2.367,00 | 1.950,00 | 0 | 19,5 | 4,2 | 5,4% |
| SGTM | 765,2 | -1,01% | -16,37% | 950 | 690 | 23.070 | 34,2 | 13,3 | 1,6% |
| SMI | 8.600,00 | -0,01% | 109,76% | 9.000,00 | 4.200,00 | 173 | 35,6 | 8,5 | 1,7% |
| SNEP | 390,0 | 0,00% | -18,75% | 505 | 380 | 234 | N.S | 2,0 | 0,0% |
| Sonasid | 2.050,00 | -1,82% | -7,95% | 2.355,00 | 1.684,00 | 204 | 29,4 | 4,0 | 2,5% |
| Sothema | 1.721,0 | 0,23% | -6,97% | 1.875 | 1.550 | 141 | 32,1 | 6,6 | 1,9% |
| SRM | 513,00 | 0,00% | 3,23% | 515,00 | 400,00 | 0 | 13,7 | 0,9 | 0,0% |
| Stokvis Nord Afrique | 81,1 | -3,45% | -13,76% | 108 | 64 | 22.236 | 55,2 | N.S | 0,0% |
| Stroc Industrie | 199,90 | -3,20% | -18,41% | 276,50 | 158,00 | 1.495 | N.S | N.S | 0,0% |
| TAQA Morocco | 1.849,0 | -0,05% | -12,78% | 2.200 | 1.631 | 194 | 44,5 | 6,4 | 2,1% |
| TGCC | 787,00 | -1,01% | -13,14% | 950,00 | 676,00 | 21.956 | 28,7 | 11,8 | 1,9% |
| TotalEnergies Maroc | 1.515,00 | 0,00% | -13,18% | 1.769,00 | 1.471,00 | 57 | 16,0 | 5,3 | NC |
| UNIMER | 163,00 | -2,40% | 1,88% | 167,00 | 151,40 | 2 | N.S | 2,0 | 0,0% |
| Vicenne | 426,0 | -2,07% | -5,31% | 480 | 365 | 2.550 | 30,3 | 8,0 | 2,0% |
| Wafa Assurance | 5.749,00 | -0,02% | 19,67% | 5.750,00 | 4.558,00 | 4.279 | 19,6 | 1,3 | 2,6% |
| Zellidja | 234,00 | 5,88% | 14,68% | 248,00 | 200,00 | 122 | 6,1 | 1,7 | 0,0% |
| MASI | 18.699,5 | -0,08% | -0,78% | 19.555,0 | 16.399,3 | - | 21,0 | 6,1 | 2,5% |

⁽¹⁾ : The P/E multiple is calculated on the basis of the 2025 reported results, with the exception of Maroc Telecom, which P/E is calculated on the basis of adjusted NIGS (Adjusted for the restitution of MAD 2.0 Bn)





CASABLANCA CLOSING

EQUITY

H1 2025 FINANCIAL FIGURES

| MAD Mn | Turnover | | | EBIT | | | Net Income (Group Share) | | |
|-------------------------------|----------|---------|--------|---------|---------|-------------|--------------------------|---------|------------|
| | H1 2025 | H1 2024 | Change | H1 2025 | H1 2024 | Change | H1 2025 | H1 2024 | Change |
| Maroc Telecom | 18.041 | 18.260 | -1,2% | 5.961 | 5.935 | 0,4% | 2.959 | 2.943 | 0,5% |
| Cosumar | 5.362 | 4.983 | 7,6% | 656 | 685 | -4,2% | 387 | 412 | -5,9% |
| SBM | 1.181 | 1.115 | 5,9% | 137 | 119 | 15,5% | 87 | 75 | 16,8% |
| Lesieur Cristal | 2.824 | 2.711 | 4,2% | 44 | 131 | -66,4% | 12 | 79 | -84,8% |
| Mutandis | 902 | 965 | -6,6% | 101 | 104 | -2,7% | 68 | 107 | -36,4% |
| Dari Couspate | 377 | 400 | -5,8% | 34 | 32 | 6,1% | 26 | 23 | 12,9% |
| Oulmès | 1.521 | 1.370 | 11,0% | 106 | 90 | 17,8% | 32 | 24 | 33,4% |
| Unimer | 392 | 570 | -31,2% | -10 | -2 | MAD -8 Mn | -64 | -53 | MAD -11 Mn |
| Attijariwafa bank | 17.696 | 17.023 | 4,0% | 10.055 | 8.784 | 14,5% | 5.879 | 4.906 | 19,8% |
| Bank Of Africa | 10.349 | 9.572 | 8,1% | 4.408 | 3.611 | 22,1% | 2.251 | 1.942 | 15,9% |
| BCP | 13.912 | 12.838 | 8,4% | 5.546 | 4.565 | 21,5% | 2.916 | 2.584 | 12,8% |
| CFG Bank | 600 | 424 | 41,4% | 278 | 140 | 98,3% | 181 | 109 | 65,7% |
| Crédit du Maroc | 1.775 | 1.606 | 10,5% | 836 | 712 | 17,4% | 445 | 391 | 13,9% |
| CIH Bank | 2.748 | 2.333 | 17,8% | 994 | 788 | 26,1% | 615 | 442 | 39,2% |
| BMCI | 1.989 | 1.887 | 5,4% | 399 | 380 | 5,0% | 223 | 211 | 5,6% |
| SANLAM Maroc | 3.430 | 3.535 | -3,0% | 209 | 271 | -23,0% | 169 | 245 | -31,0% |
| Wafa Assurance | 6.619 | 6.145 | 7,7% | 744 | 535 | 39,0% | 590 | 484 | 21,9% |
| AtlantaSanad | 3.663 | 3.096 | 18,3% | 302 | 305 | -1,0% | 276 | 250 | 10,5% |
| AFMA | 178 | 159 | 11,6% | 76 | 71 | 7,6% | 51 | 46 | 10,8% |
| Agma Lahlou-Tazi | 96 | 88 | 9,8% | 52 | 49 | 7,2% | 38 | 36 | 7,9% |
| SGTM | 7.117 | 4.165 | 70,9% | 992 | 480 | 106,7% | 739 | 334 | 121,1% |
| TGCC | 5.071 | 3.543 | 43,1% | 978 | 409 | 139,3% | 417 | 259 | 60,6% |
| Delta Holding | 1.333 | 1.375 | -3,0% | 193 | 170 | 13,7% | 125 | 142 | -11,9% |
| SNEP | 360 | 256 | 40,4% | -82 | -35 | MAD -48 Mn | -91 | -32 | MAD -59 Mn |
| Sonasid | 3.054 | 2.437 | 25,3% | 182 | 52 | MAD +130 Mn | 97 | 21 | MAD +76 Mn |
| Colorado | 289 | 282 | 2,6% | 54 | 34 | 58,3% | 27 | 21 | 28,1% |
| Aluminium du Maroc | 650 | 605 | 7,4% | 63 | 59 | 6,8% | 31 | 23 | 34,3% |
| Jet Contractors | 1.460 | 1.380 | 5,8% | 271 | 197 | 37,5% | 126 | 89 | 41,3% |
| LafargeHolcim Maroc | 4.159 | 3.691 | 12,7% | 1.747 | 1.460 | 19,6% | 918 | 756 | 21,3% |
| Ciments du Maroc | 2.203 | 1.999 | 10,2% | 815 | 661 | 23,2% | 601 | 433 | 38,8% |
| Alliances | 1.333 | 1.209 | 10,3% | 320 | 243 | 31,7% | 210 | 165 | 27,7% |
| RDS | 162 | 174 | -6,9% | 36 | 7 | MAD +29 Mn | 6 | -13 | MAD +19 Mn |
| Addoha | 1.297 | 1.688 | -23,1% | 168 | 319 | -47,3% | 263 | 186 | 41,9% |
| Taq Morocco | 5.379 | 5.651 | -4,8% | 1.254 | 1.417 | -11,5% | 437 | 526 | -17,0% |
| TotalEnergies Marketing Maroc | 7.486 | 8.436 | -11,3% | 570 | 604 | -5,7% | 324 | 406 | -20,1% |
| Afriquia Gaz | 4.701 | 4.253 | 10,5% | 568 | 551 | 3,1% | 368 | 353 | 4,4% |
| Label Vie | 8.728 | 7.783 | 12,1% | 323 | 304 | 6,1% | 270 | 259 | 4,1% |
| Auto Hall | 2.678 | 2.432 | 10,1% | 135 | 131 | 2,8% | 47 | 19 | 145,1% |
| Auto Nejma | 1.832 | 1.319 | 38,9% | 237 | 155 | 53,1% | 147 | 81 | 80,5% |
| Marsa Maroc | 2.842 | 2.482 | 14,5% | 1.289 | 1.074 | 20,0% | 773 | 626 | 23,5% |
| CMGP | 1.121 | 1.117 | 0,4% | 147 | 158 | -6,7% | 97 | 94 | 2,6% |
| Managem | 4.422 | 4.408 | 0,3% | 738 | 671 | 10,0% | 381 | 259 | 47,1% |
| CMT | 342 | 281 | 21,9% | 199 | 144 | 38,4% | 75 | 93 | -19,9% |
| SMI | 628 | 571 | 10,0% | 187 | 156 | 19,8% | 108 | 116 | -7,0% |
| Disway | 952 | 842 | 13,0% | 58 | 47 | 22,6% | 50 | 35 | 44,3% |
| Disty Technologies | 279 | 247 | 13,0% | 17 | 15 | 12,3% | 13 | 10 | 24,3% |
| HPS | 616 | 553 | 11,3% | 36 | 75 | -51,7% | -47 | 40 | MAD -87 Mn |
| Microdata | 504 | 555 | -9,2% | 71 | 81 | -12,4% | 49 | 61 | -19,8% |
| S2M | 149 | 148 | 0,8% | 25 | 10 | 144,9% | 11 | 7 | 65,6% |
| Involys | 22 | 20 | 8,1% | 4 | 2 | 77,4% | 3 | 1 | MAD +2 Mn |
| M2M Group | 61 | 55 | 11,1% | 2 | 9 | -71,8% | 0 | 6 | MAD -7 Mn |
| Maghrebail | 215 | 197 | 9,4% | 133 | 119 | 12,0% | 71 | 68 | 5,4% |
| Maroc Leasing | 171 | 127 | 35,0% | 99 | 73 | 34,7% | 53 | 42 | 24,5% |
| Salafin | 191 | 186 | 2,8% | 84 | 75 | 12,7% | 47 | 42 | 12,0% |
| Egdom | 301 | 278 | 8,1% | 110 | 92 | 19,9% | 63 | 62 | 1,9% |
| Cash Plus | 415 | 370 | 12,1% | 228 | 171 | 33,3% | 127 | 89 | 43,5% |
| Risma | 653 | 597 | 9,4% | 172 | 116 | 48,3% | 117 | 75 | 56,0% |
| Sothema | 1.549 | 1.328 | 16,7% | 307 | 242 | 26,6% | 194 | 164 | 18,3% |
| Aradei Capital | 308 | 298 | 3,5% | 202 | 183 | 10,7% | 99 | 76 | 29,8% |
| Akdital | 2.093 | 1.249 | 67,7% | 326 | 205 | 58,4% | 194 | 113 | 71,9% |
| Ennakt Automobiles | 1.099 | 1.086 | 1,1% | 130 | 102 | 27,4% | 173 | 165 | 5,2% |
| Promopharm | 464 | 434 | 7,0% | 42 | 44 | -6,3% | 26 | 24 | 8,4% |
| CTM | 759 | 360 | 110,4% | -55 | 0 | MAD -56 Mn | 12 | 12 | 0,0% |
| Vicenne | 527 | 366 | 43,7% | 125 | 76 | 63,8% | 83 | 46 | 79,0% |
| Maghreb Oxygène | 154 | 149 | 3,7% | 5 | 3 | 47,7% | 9 | 8 | 13,5% |
| Immoyente Invest | 41 | 38 | 7,9% | 29 | 24 | 20,0% | 22 | 17 | 29,3% |
| Afric Industries | 21 | 20 | 7,4% | 5 | 4 | 28,8% | 3 | 2 | 35,1% |
| Med Paper | 42 | 49 | -13,6% | 2 | 6 | -71,6% | 2 | 4 | -58,6% |
| Fenie Brossette | 374 | 343 | 8,9% | 18 | 12 | 49,0% | 8 | 8 | 6,0% |
| Stokvis Nord Afrique | 108 | 69 | 56,8% | 20 | -14 | MAD +34 Mn | 0 | -24 | MAD +24 Mn |
| SRM | 151 | 141 | 7,1% | 4 | -8 | MAD +12 Mn | 1 | -11 | MAD +12 Mn |
| Stroc Industrie | 142 | 49 | 189,1% | 31 | -2 | MAD +34 Mn | 15 | -7 | MAD +23 Mn |





CASABLANCA CLOSING

EQUITY

2025 DIVIDENDS

| Stock | DPS 2025 | DPS 2024 | Change | GM Date | Ex-Dividend Date | Date of payment |
|-------------------------------|---------------------------|---------------------------|---------|------------|------------------|-----------------|
| Addoha | NC | 0,5 | - | | | |
| AFMA | 62 | 60 | 3,3% | | | |
| Afric Industries | 20 | 22 | -9,1% | 12/05/2026 | | 30/06/2026 |
| Afrikaia Gaz | 175 | 175 | 0,0% | 06/03/2026 | 24/03/2026 | 02/04/2026 |
| Agma | 310 | 300 | 3,3% | 29/05/2026 | | |
| Akdital | 14 | 10 | 40,0% | | | |
| Alliances | 4,0 | 3,6 | 11,1% | | | |
| Aluminium du Maroc | 110 | 100 | 10,0% | | | |
| Aradei Capital | 5,71 | 10,43 | 4,5% | 25/05/2026 | | 30/06/2026 |
| | 17,29 (Extraordinary DPS) | 11,57 (Extraordinary DPS) | | | | |
| AtlantaSanad | 5,9 | 5,8 | 1,7% | | | |
| Attijariwafa bank | 22 | 19 | 15,8% | | | |
| Auto Hall | 2 | 2 | 0,0% | 30/04/2026 | | |
| Auto Nejma | 176 | 120 | 46,7% | 15/04/2026 | 30/04/2026 | 11/05/2026 |
| Balima | NC | 5,5 | - | | | |
| BCP | NC | 10,5 | - | | | |
| Bank of Africa | 5 | 5 | 0,0% | | | |
| BMCI | NC | 18 | - | | | |
| Cartier Saada | 0 | 0 | - | | | |
| Cash Plus | 9,73 | 8,89 | 9,4% | 28/04/2026 | | |
| Crédit du Maroc | 48,0 | 41,7 | 15,1% | 27/04/2026 | | 15/06/2026 |
| CFG Bank | 4 | 3,3 | 21,2% | 22/05/2026 | | 01/06/2026 |
| CIH Bank | 14 | 14 | 0,0% | 20/05/2026 | | |
| Cimar | 65 | 60 | 8,3% | 25/05/2026 | | |
| CMGP | 6,5 | 6,3 | 3,2% | | | |
| CMT | NC | 0 | - | | | |
| Colorado | 3,5 | 2,6 | 34,6% | 15/05/2026 | | |
| Cosumar | 9 | 10 | 0,0% | | | |
| | 1 (Extraordinary DPS) | | | | | |
| CTM | 26 | 25 | 4,0% | | | |
| Dari Couspate | NC | 140 | - | | | |
| Delta Holding | 2 | 2,25 | -11,1% | 12/05/2026 | | |
| Disty Technologies | 20 | 16,5 | 18,2% | 21/05/2026 | | 01/07/2026 |
| Disway | 44 | 40 | 10,0% | 20/05/2026 | | 03/07/2026 |
| Delattre Levivier Maroc | 0 | 0 | - | | | |
| Ennaki Automobiles | 3,16 | 2,38 | 32,6% | 29/04/2026 | | |
| Eqdom | 57 | 0 | - | | | |
| Fenie Brossette | 0 | 0 | - | | | |
| HPS | 8 | 7 | 14,3% | | | |
| IB Maroc | 0 | 0 | - | | | |
| Immorente | 1 | 1 | 5,8% | 01/04/2026 | 22/04/2026 | 04/05/2026 |
| | 2,5 | 2,2 | | | | 03/07/2026 |
| | 2 | 1 | | | | |
| | | 1 | | | | |
| Involys | 0 | 0 | - | | | |
| Jet Contractors | 20 | 15 | 33,3% | 22/05/2026 | | |
| Label Vie | 120 | 110,57 | 8,5% | | | |
| LafargeHolcim Maroc | 96 | 70 | 37,1% | 22/05/2026 | | 24/06/2026 |
| Lesieur Cristal | 0 | 3 | -100,0% | 15/05/2026 | | |
| M2M Group | 0 | 0 | - | | | |
| Maghreb Oxygène | 4 | 4 | 0,0% | 06/03/2026 | 24/03/2026 | 08/04/2026 |
| Maghrébaïl | 53 | 53 | 0,0% | 13/05/2026 | | |
| Managem | 55 | 40 | 37,5% | | | |
| Maroc Leasing | NC | 14 | - | | | |
| Maroc Telecom | 4 | 1,43 | 179,7% | 26/03/2026 | | |
| Marsa Maroc | 11 | 9,5 | 15,8% | | | |
| Med Paper | 0 | 0 | - | | | |
| Microdata | 40 | 40 | 0,0% | | | |
| Mutandis | 10,5 | 10,5 | 0,0% | | | |
| TGCC | 15,0 | 11,5 | 30,4% | | | |
| Oulmès | 40,15 | 23 | 74,6% | 12/05/2026 | | 09/06/2026 |
| Promopharm | 30 | 0 | - | | | |
| RDS | 0 | 0 | - | | | |
| Rebab Company | 0 | 0 | - | | | |
| Risma | 9 | 7 | 28,6% | 02/06/2026 | | 30/09/2026 |
| S2M | 0 | 0 | - | | | |
| SANLAM Maroc | 98 | 81 | 21,0% | 24/04/2026 | | |
| Salafin | 30 | 14,75 | 1,7% | 14/05/2026 | | 12/06/2026 |
| | | 14,75 (Extraordinary DPS) | | | | |
| SBM | 107 | 100 | 27,0% | 13/05/2026 | | 18/06/2026 |
| | 20 (Extraordinary DPS) | | | | | |
| SGTM | 12 | 8,3 | 44,6% | | | |
| SMI | 150 | 80 | 87,5% | | | |
| SNEP | 0 | 0 | - | | | |
| Sonasis | 52 | 39 | 33,3% | | | |
| Sothema | 33 | 28 | 17,9% | | | |
| SRM | 0 | 0 | - | | | |
| Stokvis | 0 | 0 | - | | | |
| Stroc Industrie | 0 | 0 | - | | | |
| Taqa Morocco | 38 | 37 | 2,7% | 26/05/2026 | | 25/09/2026 |
| Vicenne | 8,44 | 4,87 | 73,3% | 25/05/2026 | | |
| TotalEnergies Marketing Maroc | NC | 113 | - | | | |
| | | 67 (Extraordinary DPS) | | | | |
| Unimer | 0 | 0 | - | 14/05/2026 | | |
| Wafa Assurance | 150 | 140 | 7,1% | 19/05/2026 | | |

Attijari Global Research

Mahat Zerhouni
+212 529 03 68 16
m.zerhouni@attijari.ma

Attijari Intermédiation

Anis Hares
+212 529 03 68 34
Mehdi Benchekroun
+212 529 03 68 14



Attijari
Global Research