



CASABLANCA CLOSING

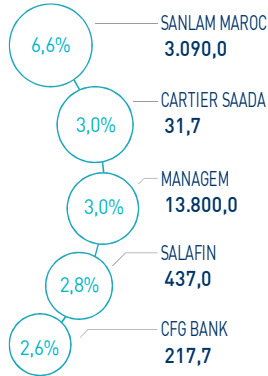
EQUITY

MARKET INSIGHT

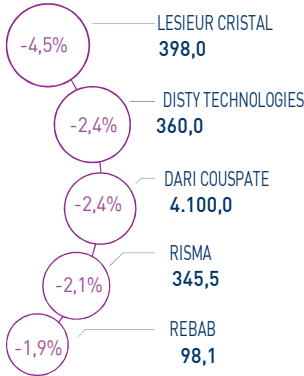
 MASI 19.160 pts	 MSI20 1.410 pts	 CAPI 1.092 MAD Bn	 VOLUME 293 MAD Mn
↗ Daily 0,63%	↗ Daily 0,44%	↗ High 1.093	MC 293
↗ YTD 1,66%	↘ YTD -5,12%	↘ Low 921	MB -

THE DAY IN REVIEW

TOP PERFORMERS



BOTTOM PERFORMERS

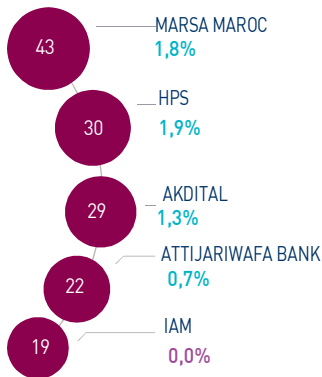


At the end of today's trading session, the MASI index records an increase of +0.63% to 19,160 points.

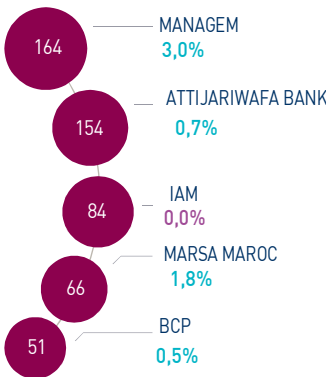
In this context, the market's year-to-date performance stands at +1.66%.

Sanlam Maroc topped the highest increases recording a gain of +6.55%, while Lesieur Cristal declined by -4.50% recording the highest decrease of this trading session.

MOST ACTIVE (MAD Mn)



LARGEST CAP (MAD Bn)



The central market records a trading volume of MAD 293 Mn.

Marsa Maroc, HPS and Akdital are the most active stocks of the session, accounting for 35% of total trading volume.

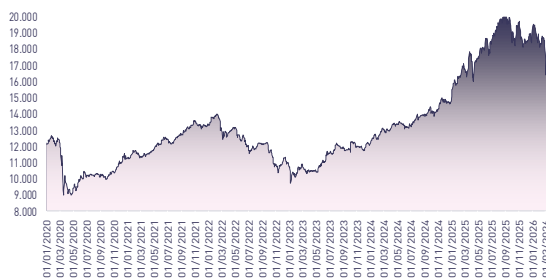
Attijari Global Research

Mahat Zerhouni
+212 529 03 68 16
m.zerhouni@attijari.ma

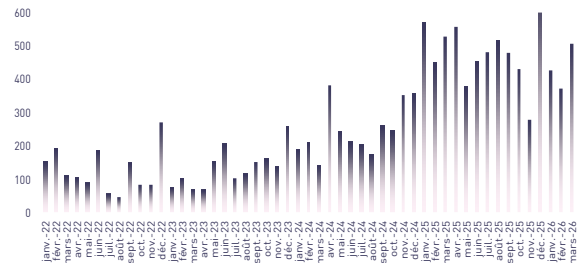
Attijari Intermédiation

Anis Hares
+212 529 03 68 34
Mehdi Benchekroun
+212 529 03 68 14

MASI INDEX EVOLUTION (pts)



ADV- MONTHLY BASIS VOLUME (MAD Mn)



KEY ECONOMIC RELEASES/EVENTS OVER THE WEEK

| Apr. 21st | 2026

By the end of February 2026, Morocco's tourism sector recorded 6.3 million overnight stays in classified establishments, up 4% compared to the same period in 2025.

| Apr. 20th | 2026

HCP: The Household Confidence Index stands at 64.4 points in Q1 2026, up 6.8 points compared to the previous quarter. Year-on-year, it shows an increase of 17.8 points.

| Apr. 17th | 2026

The World Bank has granted a USD 500 Mn financing to Morocco to support employment, SMEs and clean energy.

| Apr. 17th | 2026

At end-February 2026, net electricity production declined by 1.7% to 7,036 million kWh, while sales increased by 9.7% to 6,528 million kWh.



Attijari Global Research



CASABLANCA CLOSING

EQUITY



DAILY STOCK ON APRIL 21st, 2026

21/04/2026	Close	Day	YTD	Max 2026	Min 2026	Quantity	P/E 25R ⁽¹⁾	P/B 25R	D/Y 25R
Addoha	36,00	1,12%	0,06%	36,20	26,00	399.402	31,9	1,5	NC
AFMA	1.200,0	1,69%	-2,04%	1.289	1.114	1.345	16,4	14,7	5,2%
Afric Industries	354,95	-0,57%	5,33%	360,00	330,20	25	12,9	2,1	5,6%
Afriqueia Gaz	3.772,0	-0,74%	-6,63%	4.250	3.664	53	17,3	3,8	4,6%
Aigma	6.900,00	0,00%	8,92%	7.199,00	6.335,00	0	18,6	8,0	4,5%
Akdital	1.280,0	1,27%	8,47%	1.290	980	22.353	36,7	6,2	1,1%
Alliances	460,00	1,72%	-13,21%	570,00	391,50	20.116	25,3	2,5	0,9%
Aluminium du Maroc	1.840,0	1,10%	2,34%	1.840	1.653	9	12,9	3,2	6,0%
Aradei Capital	421,00	0,43%	0,24%	450,00	401,00	564	10,3	1,0	5,5%
AtlantaSanad	132,0	1,93%	-12,00%	152	124	3.373	17,0	3,2	4,5%
Attijariwafa bank	715,00	0,70%	-2,07%	764,50	667,90	30.247	14,5	2,2	3,1%
Auto Hall	78,5	1,26%	-16,40%	97	75	172	39,5	2,7	2,5%
Auto Nejma	4.310,00	0,00%	-0,37%	4.585,00	4.310,00	0	13,6	3,0	4,1%
Balima	225,0	0,00%	-10,00%	250	205	2	28,6	3,0	NC
BCP	253,15	0,46%	-12,71%	290,00	240,00	27.798	11,4	1,2	NC
BoA	213,6	-1,57%	-5,07%	231	192	10.220	12,3	1,5	2,3%
BMCI	595,00	0,85%	-5,56%	645,00	566,00	13.809	18,2	1,0	NC
Cartier Saada	31,7	2,99%	-7,53%	35	27	31	44,1	1,1	0,0%
Cash Plus	296,70	0,58%	-3,36%	317,95	252,00	4.245	30,1	17,6	3,3%
CFG Bank	217,7	2,59%	-11,14%	258	200	3.357	20,6	3,7	1,8%
CIH Bank	375,00	1,08%	-9,64%	413,50	340,00	8.115	10,8	1,2	3,7%
Cimar	1.712,0	-0,17%	-7,46%	1.889	1.600	1.059	17,6	6,4	3,8%
CMGP Group	380,05	0,01%	2,99%	403,00	330,00	19.073	26,5	2,3	1,7%
CMT	4.879,0	-0,22%	172,42%	5.181	1.730	472	41,9	9,1	NC
Colorado	80,00	0,00%	-6,75%	93,79	80,00	606	19,5	3,6	4,4%
Cosumar	194,0	1,09%	-4,67%	214	150	7.385	26,0	3,2	5,2%
Crédit du Maroc	1.027,00	-0,29%	-1,15%	1.149,00	981,00	7.269	12,9	1,4	4,7%
CTM	919,0	0,00%	1,55%	925	752	0	20,1	2,9	2,8%
Dari Couspate	4.100,00	-2,36%	-2,38%	4.300,00	4.100,00	3	23,5	3,3	NC
Delattre Levivier Maroc	40,0	0,00%	0,00%	40	40	0	N.S	N.S	NC
Delta Holding	63,26	0,49%	-17,84%	80,00	53,50	27.508	18,1	2,1	3,2%
Diac Salaf	26,3	0,00%	0,00%	26	26	0	N.S	N.S	0,0%
Disty Technologies	360,00	-2,44%	2,86%	376,00	300,00	3.340	13,9	1,9	5,4%
Disway	771,0	0,14%	-12,39%	904	725	142	17,1	2,1	5,7%
Ennaki	55,10	0,18%	2,04%	56,00	44,90	2.485	8,8	1,6	5,7%
Eqdom	1.400,0	0,00%	7,94%	1.430	1.242	0	23,6	1,6	4,1%
Fenie Brossette	327,00	0,93%	-14,30%	425,00	279,50	1.835	31,4	2,9	0,0%
HPS	650,2	1,91%	16,94%	650	485	45.838	45,4	5,9	1,2%
IAM	96,11	-0,02%	-11,83%	114,40	90,00	197.726	15,0	4,1	4,2%
IB Maroc	61,6	-0,63%	-11,35%	71	52	74	N.S	N.S	0,0%
Immoyente	90,50	-0,13%	-1,25%	92,50	90,00	6.474	19,6	1,0	6,1%
Invyls	153,0	0,00%	-15,93%	205	134	710	N.S	0,6	0,0%
Jet Contractors	2.369,00	-0,17%	-10,60%	2.850,00	2.005,00	950	13,6	5,3	0,8%
Label Vie	4.300,0	-1,83%	-6,52%	4.680	3.600	31	21,5	3,4	2,8%
LafargeHolcim Maroc	1.854,00	-0,86%	0,76%	1.900,00	1.500,00	614	20,0	3,5	5,2%
Lesieur Cristal	398,0	-4,50%	10,56%	425	292	10	N.S	6,5	0,0%
M2M Group	447,75	0,00%	-3,69%	503,90	397,05	0	41,4	1,9	0,0%
Maghreb Oxygène	395,0	0,00%	-4,57%	413	360	0	20,8	1,0	1,0%
Maghrébaïl	870,00	0,00%	-7,74%	945,00	845,00	0	8,1	1,0	6,1%
Managem	13.800,0	2,99%	115,63%	14.100	6.500	552	54,5	12,3	0,4%
Maroc Leasing	367,75	0,00%	2,15%	380,90	337,00	0	9,5	0,8	NC
Marsa Maroc	900,0	1,75%	-5,26%	990	702	47.981	41,6	14,5	1,2%
Med Paper	27,00	1,89%	1,77%	27,69	21,50	2.558	18,5	3,1	0,0%
Microdata	760,0	-1,68%	-4,96%	847	705	173	18,2	6,9	5,3%
Mutandis	242,00	-0,41%	-3,20%	260,00	228,45	16.440	17,8	1,4	4,3%
Oulmès	1.162,0	1,31%	-1,69%	1.257	1.147	178	20,5	2,8	3,5%
Promopharm	1.407,00	0,00%	-6,20%	1.483,00	1.343,00	0	23,5	2,4	2,1%
Rebab	98,1	-1,90%	-7,67%	113	96	2	13,6	0,7	0,0%
RDS	164,30	1,39%	2,05%	179,00	128,70	58.321	N.S	1,1	0,0%
Risma	345,5	-2,12%	-6,62%	415	290	13.822	20,5	2,9	2,6%
S2M	605,00	-0,82%	3,42%	610,00	513,10	227	14,9	3,6	0,0%
Sanlam Maroc	3.090,0	6,55%	44,39%	3.140	2.037	8	18,8	2,1	3,2%
Salafin	437,00	2,85%	-17,55%	596,00	424,90	10	14,2	1,5	6,9%
Samir	127,8	0,00%	0,00%	128	128	0	N.S	N.S	0,0%
SBM	2.299,00	-0,04%	0,39%	2.350,00	1.950,00	37	19,0	4,1	5,5%
SGTM	820,6	0,20%	-10,32%	950	690	17.702	36,7	14,2	1,5%
SMI	8.850,00	-0,20%	115,85%	8.985,00	4.200,00	384	36,7	8,8	1,7%
SNEP	394,0	0,00%	-17,92%	505	380	324	N.S	2,0	0,0%
Sonasid	2.150,00	0,84%	-3,46%	2.355,00	1.684,00	277	30,8	4,2	2,4%
Sothema	1.795,0	-0,28%	-2,97%	1.875	1.550	106	33,5	6,9	1,8%
SRM	508,70	-0,93%	2,36%	515,00	400,00	114	13,6	0,9	0,0%
Stokvis Nord Afrique	88,9	1,63%	-5,41%	108	64	48.125	60,5	N.S	0,0%
Stroc Industrie	215,70	2,23%	-11,96%	276,50	158,00	4.442	N.S	N.S	0,0%
TAQA Morocco	1.880,0	0,05%	-11,32%	2.200	1.631	1.525	45,2	6,5	2,0%
TGCC	835,00	0,59%	-7,85%	950,00	676,00	18.600	30,4	12,5	1,8%
TotalEnergies Maroc	1.522,00	-0,52%	-12,78%	1.769,00	1.471,00	355	16,0	5,3	NC
UNIMER	165,0	0,00%	3,13%	165	151	0	N.S	2,0	0,0%
Vicenne	440,00	0,00%	-2,20%	480,00	365,00	8.819	31,3	8,3	1,9%
Wafa Assurance	5.400,0	2,47%	12,41%	5.400	4.558	30	18,4	1,3	2,8%
Zellidja	235,00	0,00%	15,17%	248,00	200,00	82	6,1	1,7	0,0%
MASI	19.160,1	0,63%	1,66%	19.555,0	16.399,3	-	21,4	6,2	2,4%

⁽¹⁾ : The P/E multiple is calculated on the basis of the 2025 reported results, with the exception of Maroc Telecom, which P/E is calculated on the basis of adjusted NIGS (Adjusted for the restitution of MAD 2.0 Bn)





CASABLANCA CLOSING

EQUITY

H1 2025 FINANCIAL FIGURES

MAD Mn	Turnover			EBIT			Net Income (Group Share)		
	H1 2025	H1 2024	Change	H1 2025	H1 2024	Change	H1 2025	H1 2024	Change
Maroc Telecom	18.041	18.260	-1,2%	5.961	5.935	0,4%	2.959	2.943	0,5%
Cosumar	5.362	4.983	7,6%	656	685	-4,2%	387	412	-5,9%
SBM	1.181	1.115	5,9%	137	119	15,5%	87	75	16,8%
Lesieur Cristal	2.824	2.711	4,2%	44	131	-66,4%	12	79	-84,8%
Mutandis	902	965	-6,6%	101	104	-2,7%	68	107	-36,4%
Dari Couspate	377	400	-5,8%	34	32	6,1%	26	23	12,9%
Oulmès	1.521	1.370	11,0%	106	90	17,8%	32	24	33,4%
Unimer	392	570	-31,2%	-10	-2	MAD -8 Mn	-64	-53	MAD -11 Mn
Attijariwafa bank	17.696	17.023	4,0%	10.055	8.784	14,5%	5.879	4.906	19,8%
Bank Of Africa	10.349	9.572	8,1%	4.408	3.611	22,1%	2.251	1.942	15,9%
BCP	13.912	12.838	8,4%	5.546	4.565	21,5%	2.916	2.584	12,8%
CFG Bank	600	424	41,4%	278	140	98,3%	181	109	65,7%
Crédit du Maroc	1.775	1.606	10,5%	836	712	17,4%	445	391	13,9%
CIH Bank	2.748	2.333	17,8%	994	788	26,1%	615	442	39,2%
BMCI	1.989	1.887	5,4%	399	380	5,0%	223	211	5,6%
SANLAM Maroc	3.430	3.535	-3,0%	209	271	-23,0%	169	245	-31,0%
Wafa Assurance	6.619	6.145	7,7%	744	535	39,0%	590	484	21,9%
AtlantaSanad	3.663	3.096	18,3%	302	305	-1,0%	276	250	10,5%
AFMA	178	159	11,6%	76	71	7,6%	51	46	10,8%
Agma Lahlou-Tazi	96	88	9,8%	52	49	7,2%	38	36	7,9%
SGTM	7.117	4.165	70,9%	992	480	106,7%	739	334	121,1%
TGCC	5.071	3.543	43,1%	978	409	139,3%	417	259	60,6%
Delta Holding	1.333	1.375	-3,0%	193	170	13,7%	125	142	-11,9%
SNEP	360	256	40,4%	-82	-35	MAD -48 Mn	-91	-32	MAD -59 Mn
Sonasid	3.054	2.437	25,3%	182	52	MAD +130 Mn	97	21	MAD +76 Mn
Colorado	289	282	2,6%	54	34	58,3%	27	21	28,1%
Aluminium du Maroc	650	605	7,4%	63	59	6,8%	31	23	34,3%
Jet Contractors	1.460	1.380	5,8%	271	197	37,5%	126	89	41,3%
LafargeHolcim Maroc	4.159	3.691	12,7%	1.747	1.460	19,6%	918	756	21,3%
Ciments du Maroc	2.203	1.999	10,2%	815	661	23,2%	601	433	38,8%
Alliances	1.333	1.209	10,3%	320	243	31,7%	210	165	27,7%
RDS	162	174	-6,9%	36	7	MAD +29 Mn	6	-13	MAD +19 Mn
Addoha	1.297	1.688	-23,1%	168	319	-47,3%	263	186	41,9%
Taq Morocco	5.379	5.651	-4,8%	1.254	1.417	-11,5%	437	526	-17,0%
TotalEnergies Marketing Maroc	7.486	8.436	-11,3%	570	604	-5,7%	324	406	-20,1%
Afriquia Gaz	4.701	4.253	10,5%	568	551	3,1%	368	353	4,4%
Label Vie	8.728	7.783	12,1%	323	304	6,1%	270	259	4,1%
Auto Hall	2.678	2.432	10,1%	135	131	2,8%	47	19	145,1%
Auto Nejma	1.832	1.319	38,9%	237	155	53,1%	147	81	80,5%
Marsa Maroc	2.842	2.482	14,5%	1.289	1.074	20,0%	773	626	23,5%
CMGP	1.121	1.117	0,4%	147	158	-6,7%	97	94	2,6%
Managem	4.422	4.408	0,3%	738	671	10,0%	381	259	47,1%
CMT	342	281	21,9%	199	144	38,4%	75	93	-19,9%
SMI	628	571	10,0%	187	156	19,8%	108	116	-7,0%
Disway	952	842	13,0%	58	47	22,6%	50	35	44,3%
Disty Technologies	279	247	13,0%	17	15	12,3%	13	10	24,3%
HPS	616	553	11,3%	36	75	-51,7%	-47	40	MAD -87 Mn
Microdata	504	555	-9,2%	71	81	-12,4%	49	61	-19,8%
S2M	149	148	0,8%	25	10	144,9%	11	7	65,6%
Involys	22	20	8,1%	4	2	77,4%	3	1	MAD +2 Mn
M2M Group	61	55	11,1%	2	9	-71,8%	0	6	MAD -7 Mn
Maghrebail	215	197	9,4%	133	119	12,0%	71	68	5,4%
Maroc Leasing	171	127	35,0%	99	73	34,7%	53	42	24,5%
Salafin	191	186	2,8%	84	75	12,7%	47	42	12,0%
Egdom	301	278	8,1%	110	92	19,9%	63	62	1,9%
Cash Plus	415	370	12,1%	228	171	33,3%	127	89	43,5%
Risma	653	597	9,4%	172	116	48,3%	117	75	56,0%
Sothema	1.549	1.328	16,7%	307	242	26,6%	194	164	18,3%
Aradei Capital	308	298	3,5%	202	183	10,7%	99	76	29,8%
Akdital	2.093	1.249	67,7%	326	205	58,4%	194	113	71,9%
Ennakt Automobiles	1.099	1.086	1,1%	130	102	27,4%	173	165	5,2%
Promopharm	464	434	7,0%	42	44	-6,3%	26	24	8,4%
CTM	759	360	110,4%	-55	0	MAD -56 Mn	12	12	0,0%
Vicenne	527	366	43,7%	125	76	63,8%	83	46	79,0%
Maghreb Oxygène	154	149	3,7%	5	3	47,7%	9	8	13,5%
Immoyente Invest	41	38	7,9%	29	24	20,0%	22	17	29,3%
Afric Industries	21	20	7,4%	5	4	28,8%	3	2	35,1%
Med Paper	42	49	-13,6%	2	6	-71,6%	2	4	-58,6%
Fenie Brossette	374	343	8,9%	18	12	49,0%	8	8	6,0%
Stokvis Nord Afrique	108	69	56,8%	20	-14	MAD +34 Mn	0	-24	MAD +24 Mn
SRM	151	141	7,1%	4	-8	MAD +12 Mn	1	-11	MAD +12 Mn
Stroc Industrie	142	49	189,1%	31	-2	MAD +34 Mn	15	-7	MAD +23 Mn





CASABLANCA CLOSING

EQUITY

2025 DIVIDENDS

Stock	DPS 2025	DPS 2024	Change	GM Date	Ex-Dividend Date	Date of payment
Addoha	NC	0,5	-			
AFMA	62	60	3,3%			
Afric Industries	20	22	-9,1%	12/05/2026		30/06/2026
Afrikaia Gaz	175	175	0,0%	06/03/2026	24/03/2026	02/04/2026
Agma	310	300	3,3%			
Akdital	14	10	40,0%			
Alliances	4,0	3,6	11,1%			
Aluminium du Maroc	110	100	10,0%			
Aradei Capital	23	22	4,5%	25/05/2026		30/06/2026
AtlantaSanad	5,9	5,8	1,7%			
Attjarirwafa bank	22	19	15,8%			
Auto Hall	2	2	0,0%	30/04/2026		
Auto Nejma	176	120	46,7%	15/04/2026		11/05/2026
Balima	NC	5,5	-			
BCP	NC	10,5	-			
Bank of Africa	5	5	0,0%			
BMCI	NC	18	-			
Cartier Saada	0	0	-			
Cash Plus	9,73	8,89	9,4%	28/04/2026		
Crédit du Maroc	48,0	41,7	15,1%	27/04/2026		
CFG Bank	4	3,3	21,2%			
CIH Bank	14	14	0,0%	20/05/2026		
Cimar	65	60	8,3%			
CMGP	6,5	6,3	3,2%			
CMT	NC	0	-			
Colorado	3,5	2,6	34,6%	15/05/2026		
Cosumar	10	10	0,0%			
CTM	26	25	4,0%			
Dari Couspate	NC	140	-			
Delta Holding	2	2,25	-11,1%	12/05/2026		
Disty Technologies	20	16,5	18,2%			
Disway	44	40	10,0%	20/05/2026		03/07/2026
Delattre Levivier Maroc	0	0	-			
Ennaki Automobiles	3,156	2,380	32,6%	29/04/2026		
Egdom	57	0	-			
Fenie Brossette	0	0	-			
HPS	8	7	14,3%			
IB Maroc	0	0	-			
Immoyente	1	1	5,8%	01/04/2026	22/04/2026	04/05/2026
	2,5	2,2				03/07/2026
	2	1				
		1				
Involys	0	0	-			
Jet Contractors	20	15	33,3%	22/05/2026		
Label Vie	120	110,57	8,5%			
LafargeHolcim Maroc	96	70	37,1%	22/05/2026		24/06/2026
Lesieur Cristal	0	3	-100,0%	15/05/2026		
M2M Group	0	0	-			
Maghreb Oxygène	4	4	0,0%	06/03/2026	24/03/2026	08/04/2026
Maghrébaïl	53	53	0,0%	13/05/2026		
Managem	55	40	37,5%			
Maroc Leasing	NC	14	-			
Maroc Telecom	4	1,43	179,7%	26/03/2026		
Marsa Maroc	11	9,5	15,8%			
Med Paper	0	0	-			
Microdata	40	40	0,0%			
Mutandis	10,5	10,5	0,0%			
TGCC	15,0	11,5	30,4%			
Oulmès	40,15	23	74,6%	12/05/2026		09/06/2026
Promopharm	30	0	-			
RDS	0	0	-			
Rebab Company	0	0	-			
Risma	9	7	28,6%			
S2M	0	0	-			
SANLAM Maroc	98	81	21,0%	24/04/2026		
Salafin	30	14,75	0,0%	14/05/2026		12/06/2026
		14,75 [Extraordinay DPS]				
SBM	107	100	27,0%	13/05/2026		18/06/2026
	20 [Extraordinay DPS]					
SGTM	12	8,3	44,6%			
SMI	150	80	87,5%			
SNEP	0	0	-			
Sonacid	52	39	33,3%			
Sothema	33	28	17,9%			
SRM	0	0	-			
Stokvis	0	0	-			
Stroc Industrie	0	0	-			
Taqa Morocco	38	37	2,7%			
Vicenne	8,44	4,87	73,3%			
TotalEnergies Marketing Maroc	NC	113	-			
		67 [Extraordinay DPS]				
Unimer	0	0	-	14/05/2026		
Wafa Assurance	150	140	7,1%	19/05/2026		
Zellidja	0	0	-			

Attijari Global Research

Mahat Zerhouni
+212 529 03 68 16
m.zerhouni@attijari.ma

Attijari Intermédiation

Anis Hares
+212 529 03 68 34
Mehdi Benckroun
+212 529 03 68 14



Attijari
Global Research