



CASABLANCA CLOSING

EQUITY


23 JANUARY 2026

MARKET INSIGHT

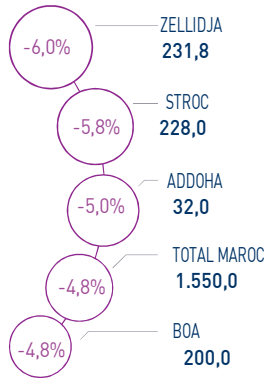
 MASI 18.644 pts	 MSI20 1.448 pts	 CAPI 1.041 MAD Bn	 VOLUME 420 MAD Mn
↓ Daily -0,79%	↓ Daily -0,99%	↑ High 1.084	MC 420
↓ YTD -1,08%	↓ YTD -2,52%	↓ Low 1.039	MB -

THE DAY IN REVIEW

TOP PERFORMERS



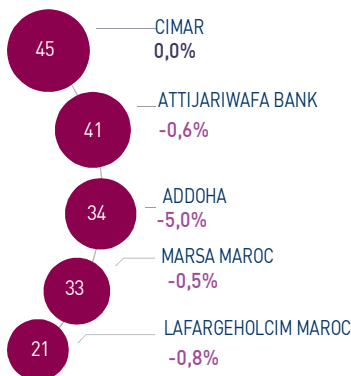
BOTTOM PERFORMERS



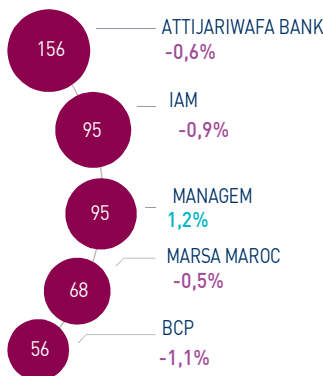
At the end of the last trading session of the week, the MASI index records a decrease of -0.79% to 18,644 points. In this context, the market's year-to-date performance stands at -1.08%.

SRM topped the highest increases recording a gain of +7.92%, while Zellidja declined by -5.98% recording the highest decrease of this trading session.

MOST ACTIVE (MAD Mn)



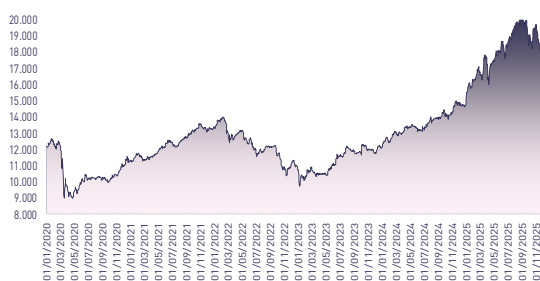
LARGEST CAP (MAD Bn)



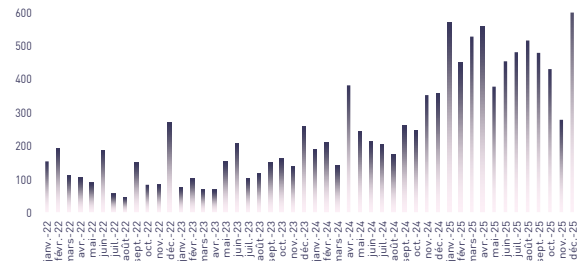
The central market records a trading volume of MAD 420 Mn.

Cimar, Attijariwafa bank and Addoha are the most active stocks of the session, accounting for 28% of total trading volume.

MASI INDEX EVOLUTION (pts)



ADV- MONTHLY BASIS VOLUME (MAD Mn)



KEY ECONOMIC RELEASES/EVENTS OVER THE WEEK

| Jan. 23rd | 2026

Morocco: According to the HCP, the ICM stood at 57.6 points in Q4 2025. This represents an increase of 4.0 points compared with the previous quarter and 11.1 points year on year.

| Jan. 23rd | 2026

CMGP Group: Completion of the acquisition of CPCM. This transaction covers 95% of the share capital, with a view to reaching 100% in the longer term.

| Jan. 22nd | 2026

Morocco: In December 2025, the CPI edged down slightly by 0.1% compared with November. Over 2025, the average annual CPI increased by 0.8%.

| Jan. 22nd | 2026

Morocco: Marsa Maroc announces the completion of Terminal Investment Limited's entry into the share capital of (WMCT).

Attijari Global Research

Mahat Zerhouni
+212 529 03 68 16
m.zerhouni@attijari.ma

Attijari Intermédiation

Anis Hares
+212 529 03 68 34
Mehdi Benchekroun
+212 529 03 68 14



Attijari
Global Research



CASABLANCA CLOSING

EQUITY



DAILY STOCK ON JANUARY 23rd, 2026

23/01/2026	Close	Day	YTD	Max 2026	Min 2026	Quantity	P/E 24	P/B 24	D/Y 24
Addoha	32,00	-4,96%	-11,06%	36,20	32,00	1.042.344	42,7	1,4	1,6%
AFMA	1.226,0	-0,97%	0,08%	1.239	1.226	3	16,9	17,9	4,9%
Afric Industries	345,5	-0,43%	2,52%	349,0	336,9	18	10,2	2,1	6,4%
Afriquia Gaz	4.100,0	-0,92%	1,49%	4.215,0	4.049,0	170	18,9	4,4	4,3%
Agma	6.699,0	0,00%	5,75%	6.700,0	6.335,0	0	20,1	8,5	4,5%
Akdital	1.200,0	-2,44%	1,69%	1.286,0	1.200,0	11.531	54,0	6,6	0,8%
Alliances	529,7	0,78%	-0,06%	570,0	523,5	15.505	38,3	3,2	0,7%
Aluminium du Maroc	1.799,0	-0,06%	0,06%	1.803,0	1.775,0	1	22,8	3,4	5,6%
Aradei Capital	441,9	1,59%	5,21%	449,0	435,0	202	19,4	1,1	5,0%
AtlantaSanad	141,1	-4,01%	-5,93%	152,0	141,1	3.211	18,8	3,6	4,1%
Attijariwafa bank	725,4	-0,63%	-0,64%	764,5	721,0	56.132	16,4	2,5	2,6%
Auto Hall	94,90	0,37%	1,06%	96,70	93,60	2.183	N.S	3,3	2,1%
Auto Nejma	4.326,0	0,00%	0,00%	4.326	4.326	0	21,6	3,5	2,8%
Balima	225,0	0,00%	-10,00%	250,0	225,0	11	27,5	3,0	2,4%
BCP	273,0	-1,09%	-5,86%	290,0	273,0	74.025	13,4	1,4	3,8%
BoA	200,0	-4,76%	-11,11%	231,5	200,0	66.205	12,9	1,5	2,5%
BMCI	592,5	-3,66%	-5,95%	640,0	592,5	866	24,2	1,1	3,0%
Cartier Saada	32,65	-1,09%	-4,75%	34,79	32,65	388	17,6	1,2	0,0%
Cash Plus	296,00	0,00%	-3,58%	317,95	295,00	11.144	36,9	18,6	3,0%
CFG Bank	235,0	-2,08%	-4,08%	258,0	235,0	49.182	31,4	4,5	1,4%
CIH Bank	391,0	-3,46%	-5,78%	413,5	391,0	22.399	14,1	1,6	3,6%
Cimar	1.750	0,00%	-5,41%	1.889	1.750	25.703	27,6	7,6	3,4%
CMGP Group	383,0	0,42%	3,79%	403,0	375,0	11.425	35,7	2,5	1,6%
CMT	2.190	0,92%	22,28%	2.200	1.730	5.697	N.S	5,1	0,0%
Colorado	85,60	0,71%	-0,22%	86,00	83,90	2.105	30,5	4,1	3,0%
Cosumar	203,0	-2,31%	-0,25%	213,5	203,0	43.249	22,6	3,3	4,9%
Crédit du Maroc	1.060	1,05%	2,02%	1.139	1.049,0	2.334	15,6	1,5	3,9%
CTM	871,0	-2,90%	-3,76%	913	815,0	189	22,9	2,9	2,9%
Dari Couspate	4.300	0,00%	2,38%	4.300	4.200	0	29,4	3,6	3,3%
Delattre Levivier Maroc	40,00	0,00%	0,00%	40,00	40,00	0	N.S	N.S	0,0%
Delta Holding	70,70	-2,46%	-8,18%	80,00	70,60	25.889	21,0	2,5	3,2%
Diac Salaf	26,25	0,00%	0,00%	26,25	26,25	0	N.S	N.S	0,0%
Disty Technologies	327,5	-0,76%	-6,43%	348,0	327,5	103	16,8	1,9	5,0%
Disway	887,0	-0,22%	0,80%	904,0	871,0	37	21,2	2,5	4,5%
Ennaki	52,65	0,86%	-2,50%	55,88	51,50	1.930	7,0	1,7	5,2%
Eqdom	1.388	0,00%	7,02%	1.398	1.320	72	N.S	1,7	0,0%
Fenie Brossette	380,0	-3,72%	-0,41%	425,0	380,0	910	32,9	3,7	0,0%
HPS	537,0	-2,33%	-3,42%	585,0	530,0	5.128	52,8	5,1	1,3%
IAM	108,0	-0,92%	-0,92%	114,4	107,80	118.933	15,5	6,4	1,3%
IB Maroc	67,30	-0,74%	-3,17%	71,35	67,30	161	N.S	N.S	0,0%
Immorente	91,50	-0,22%	-0,16%	92,00	91,40	1.107	17,5	1,0	5,8%
Involys	188,0	-1,08%	3,30%	205,0	183,00	112	N.S	0,8	0,0%
Jet Contractors	2.647	-0,11%	-0,11%	2.850,0	2.629	1.585	N.S	6,8	0,6%
Label Vie	4.440	3,74%	-3,48%	4.680	4.280	1.671	23,7	3,8	2,5%
LafargeHolcim Maroc	1.830	-0,76%	-0,54%	1.877,0	1.807	11.673	23,4	3,7	3,8%
Lesieur Cristal	365,0	0,55%	1,39%	379,0	350,0	64	N.S	5,7	0,8%
M2M Group	475,0	3,98%	2,17%	503,9	451,0	63	21,0	2,1	0,0%
Maghreb Oxygène	393,3	-4,53%	-4,98%	413,0	391,1	13	25,7	1,0	1,0%
Maghrébail	945,0	5,18%	0,21%	945,0	856,4	10	9,6	1,1	5,6%
Managem	8.000	1,20%	25,00%	8.200	6.500	1.850	N.S	8,8	0,5%
Maroc Leasing	379,5	0,00%	5,42%	380,9	361,0	4	10,0	0,9	3,7%
Marsa Maroc	920,1	-0,52%	-3,15%	990,0	919,0	35.442	53,3	18,4	1,0%
Med Paper	26,13	-3,22%	-1,51%	27,69	26,13	2.226	15,8	3,6	0,0%
Microdata	801,0	0,50%	0,16%	847	797,0	3	19,8	7,4	5,0%
Mutandis	250,0	-0,04%	0,00%	259,5	250,0	2.183	14,5	1,5	4,2%
Outmès	1.186	0,00%	0,34%	1.254	1.182	0	40,6	3,2	1,9%
Promopharm	1.444	0,00%	-3,73%	1.483	1.380,0	0	26,2	2,7	0,0%
Rebab	105,0	0,96%	-1,18%	113,2	100,60	20	N.S	0,7	0,0%
RDS	160,0	-0,81%	-0,62%	179,0	159,45	50.329	N.S	1,0	0,0%
Risma	402,0	-1,71%	8,65%	414,9	390,0	16.414	31,5	3,6	1,7%
S2M	580,0	-1,36%	-0,85%	590,0	559,1	119	16,0	4,6	0,0%
Sanlam Maroc	2.155	0,00%	0,70%	2.339	2.140	30	13,0	1,5	3,8%
Salafin	587,0	-0,17%	10,75%	596,0	558,6	2	19,7	2,1	5,0%
Samir	127,8	0,00%	0,00%	127,8	127,8	0	N.S	N.S	0,0%
SBM	2.249	0,00%	-1,79%	2.298	2.240,0	42	29,6	4,1	4,4%
SGTM	839,00	0,84%	-8,31%	950,00	824,20	19.875	N.S	19,2	1,0%
SMI	6.200	4,71%	51,22%	6.200	4.200,0	1.599	54,5	7,3	1,3%
SNEP	489,9	0,18%	2,06%	505,0	489,0	200	N.S	1,7	0,0%
Sonacid	2.150	-2,27%	-3,46%	2.355	2.150,0	2.635	59,4	4,5	1,8%
Sothema	1.731	-1,09%	-6,43%	1.875	1.731,0	328	39,6	7,4	1,6%
SRM	477,0	7,92%	-4,01%	498,5	442,0	19	N.S	0,9	0,0%
Stokvis Nord Afrique	90,2	-1,78%	-4,07%	108,5	90,2	24.889	N.S	N.S	0,0%
Stroc Industrie	228,0	-5,79%	-6,94%	276,5	228,0	5.116	N.S	N.S	0,0%
TAQA Morocco	2.089	-0,52%	-1,46%	2.200	2.089,0	6.833	46,8	6,7	1,8%
TGCC	879,0	-0,68%	-2,99%	950,0	869,0	15.632	58,4	17,3	1,3%
TotalEnergies Maroc	1.550	-4,79%	-11,17%	1.769	1.550,0	3.715	14,9	5,1	11,6%
UNIMER	160,0	1,27%	0,00%	160,0	151,5	35	N.S	1,9	0,0%
Vicenne	435,0	-3,12%	-3,31%	480,0	435,0	12.092	48,9	9,9	0,3%
Wafa Assurance	4.900	0,02%	2,00%	5.000	4.850,0	56	20,1	1,6	2,9%
Zellidja	231,8	-5,98%	13,58%	248,0	216,3	7	21,0	2,3	0,0%
MASI	18.643,6	-0,79%	-1,08%	19.555,0	18.643,6	-	24,6	6,5	2,3%

Multiples reflect 2024 annual results reported to the current stock market capitalization



Attijari
Global Research



CASABLANCA CLOSING

EQUITY

2024 FINANCIAL FIGURES

MAD Mn	Turnover			EBIT			Net Income (Group Share)		
	2024	2023	Change	2024	2023	Change	2024	2023	Change
Maroc Telecom	36.699	36.786	-0,2%	6.062	11.726	-48,3%	1.801	5.283	-65,9%
Cosumar	10.239	10.233	0,1%	1.341	1.375	-2,5%	850	1.009	-15,7%
SBM	2.863	2.922	-2,0%	414	597	-30,6%	215	637	-66,2%
Lesieur Cristal	5.455	5.934	-8,1%	334	74	MAD +260 Mn	24	3	MAD +22 Mn
Mutandis	2.117	2.167	-2,3%	223	194	15,0%	159	93	71,3%
Dari Couspate	859	874	-1,8%	71	44	62,3%	44	33	33,0%
Oulmès	2.940	2.625	12,0%	238	183	30,2%	58	64	-9,4%
Unimer	1.260	1.394	-9,6%	-3	46	MAD -49 Mn	-81	-34	MAD -47 Mn
Attijariwafa bank	34.507	29.943	15,2%	17.833	13.771	29,5%	9.504	7.508	26,6%
Bank Of Africa	18.717	16.953	10,4%	6.849	5.395	27,0%	3.427	2.662	28,7%
BCP	25.601	22.795	12,3%	7.849	6.220	26,2%	4.145	3.475	19,3%
CFG Bank	941	657	43,2%	347	199	74,5%	262	166	57,7%
Crédit du Maroc	3.303	2.927	12,9%	1.300	883	47,2%	741	503	47,3%
CIH Bank	4.740	4.468	6,1%	1.588	1.196	32,8%	876	710	23,3%
BMCI	3.789	3.438	10,2%	738	614	20,2%	325	171	89,9%
SANLAM Maroc	6.282	6.153	2,1%	944	723	30,6%	680	559	21,6%
Wafa Assurance	13.067	12.724	2,7%	1.184	902	31,2%	854	670	27,3%
AtlantaSanad	5.260	5.112	2,9%	535	552	-3,1%	453	438	3,6%
AFMA	286	259	10,6%	117	106	10,6%	72	60	20,6%
Agma Lahlou-Tazi	172	161	7,1%	91	90	1,5%	67	63	5,3%
TGCC	7.597	6.866	10,6%	913	581	57,1%	522	363	43,9%
Delta Holding	3.138	3.133	0,2%	395	315	25,5%	295	189	56,3%
SNEP	633	794	-20,3%	-27	15	MAD -41 Mn	-44	-47	MAD +3 Mn
Sonasid	5.495	4.996	10,0%	222	117	90,1%	141	65	117,0%
Colorado	605	611	-1,0%	93	65	43,5%	45	39	17,3%
Aluminium du Maroc	1.243	1.270	-2,1%	110	84	30,3%	37	7	MAD +30 Mn
Jet Contractors	3.118	2.212	41,0%	301	160	87,7%	133	73	82,1%
LafargeHolcim Maroc	8.155	8.212	-0,7%	3.294	2.978	10,6%	1.826	1.548	18,0%
Ciments du Maroc	4.387	4.333	1,2%	1.557	1.428	9,1%	914	970	-5,8%
Alliances	2.363	2.017	17,2%	446	410	8,7%	302	239	26,4%
RDS	136	421	-67,7%	-37	-29	MAD -8 Mn	-83	-67	MAD -16 Mn
Addoha	2.595	2.134	21,6%	493	144	MAD +349 Mn	274	175	56,9%
Taqa Morocco	10.878	13.191	-17,5%	2.633	2.708	-2,8%	1.053	1.037	1,5%
TotalEnergies Marketing Maroc	16.752	16.933	-1,1%	1.340	419	MAD +921 Mn	934	50	MAD +884 Mn
Afrquia Gaz	8.773	8.257	6,2%	1.195	815	46,6%	747	481	55,2%
Label Vie	16.418	15.800	3,9%	804	794	1,2%	542	508	6,7%
Auto Hall	5.022	4.912	2,2%	210	208	1,1%	17	28	-38,7%
Auto Nejma	2.902	2.275	27,6%	358	265	35,1%	205	158	30,2%
Marsa Maroc	5.008	4.320	15,9%	2.088	1.555	34,3%	1.267	852	48,7%
CMGP	2.328	2.074	12,2%	316	257	22,7%	183	123	48,9%
Managem	8.859	7.508	18,0%	1.252	1.045	19,9%	620	514	20,5%
CMT	586	592	-0,9%	298	305	-2,6%	-12	159	MAD -171 Mn
SMI	1.053	1.066	-1,2%	261	235	10,9%	187	168	10,8%
Disway	1.905	1.870	1,9%	103	126	-18,6%	79	66	20,3%
Disty Technologies	548	541	1,3%	30	29	1,9%	19	19	3,1%
HPS	1.204	1.117	7,8%	154	196	-21,8%	75	100	-24,7%
Microdata	900	751	19,9%	97	90	6,7%	68	57	18,6%
S2M	313	280	11,7%	44	38	17,7%	29	22	36,5%
Involys	38	37	1,1%	1,7	1,8	-5,6%	0	1	MAD -1 Mn
M2M Group	103	79	30,6%	5	-10	MAD +16 Mn	15	-15	MAD +29 Mn
Maghrebail	378	332	13,7%	231	228	1,2%	136	128	6,1%
Maroc Leasing	379	410	-7,4%	183	181	1,1%	105	104	1,1%
Salafin	379	396	-4,4%	166	157	5,6%	93	91	2,8%
Egdom	550	553	-0,6%	93	153	-39,3%	-5	89	MAD -94 Mn
Cash Plus	760	525	44,8%	378	274	38,0%	197	152	29,6%
Risma	1.264	1.175	7,6%	293	250	17,2%	183	244	-25,0%
Sothema	2.816	2.486	13,3%	530	432	22,7%	315	263	20,0%
Aradei Capital	606	583	3,9%	517	497	4,0%	297	272	9,5%
Akdital	2.954	1.907	54,9%	519	328	58,3%	315	175	80,1%
Ennaki Automobiles	2.153	2.269	-5,1%	211	205	2,8%	225	218	3,1%
Promopharm	899	806	11,6%	106	101	5,5%	55	57	-3,1%
CTM	1.302	656	98,4%	28	53	-46,4%	47	63	-26,1%
Vicenne	837	700	19,6%	162	137	18,7%	91	59	55,5%
Maghreb Oxygène	311	291	7,2%	8	4	99,0%	12	10	30,2%
Immoyente Invest	79	72	8,9%	45	49	-9,7%	47	43	10,1%
Afric Industries	43	43	0,0%	10	7	33,4%	10	4	122,5%
Med Paper	106	108	-2,1%	6	11	-43,0%	8	6	38,9%
Fenie Brossette	698	603	15,8%	26	17	50,9%	17	7	129,9%
Stokvis Nord Afrique	334	150	123,0%	-17	-84	MAD +68 Mn	21	-128	MAD +149 Mn
SRM	356	313	13,9%	7	-1	MAD +8 Mn	2	-9	MAD +11 Mn
Stroc Industrie	118	87	35,8%	-14	-22	MAD +8 Mn	-13	-40	MAD +27 Mn
Balima	63	52	22,4%	17	10	72,3%	14	9	60,6%





CASABLANCA CLOSING

EQUITY



2024 DIVIDENDS

Stock	DPS 2024	DPS 2023	Change	GM Date	Ex-Dividend Date	Date of payment
Addoha	0,5	0	-	24/06/2025	19/09/2025	30/09/2025
AFMA	60	55	9,1%	11/06/2025	08/09/2025	17/09/2025
Afric Industries	22	20	10,0%	06/05/2025	10/06/2025	19/06/2025
Afriquia Gaz	175	140	25,0%	12/05/2025	25/03/2025	08/04/2025
Agma	300	275	9,1%	30/05/2025	15/07/2025	24/07/2025
Akdital	10	6	66,7%	18/06/2025	24/07/2025	05/08/2025
Alliances	3,6	3,0	20,0%	09/05/2025	10/07/2025	21/07/2025
Aluminium du Maroc	100	90	11,1%	24/06/2025	11/07/2025	22/07/2025
Aradei Capital	10,43	5,88	7,5%	13/05/2025	11/06/2025	20/06/2025
	11,57 [Extraordinary DPS]	14,59 [Extraordinary DPS]			11/06/2025	20/06/2025
AtlantaSanad	5,8	5,7	1,8%	21/05/2025	10/06/2025	16/06/2025
Attijariwafa bank	19,0	16,5	15,2%	30/04/2025	27/05/2025	05/06/2025
Auto Hall	2	2	0,0%	27/05/2025	10/06/2025	18/06/2025
Auto Nejma	120	94	27,7%	15/04/2025	22/05/2025	02/06/2025
Balima	5,5	5,5	0,0%	23/06/2025	18/07/2025	29/07/2025
BCP	10,5	10,0	5,0%	30/06/2025	15/07/2025	24/07/2025
Bank of Africa	5	4	25,0%	24/06/2025	10/07/2025	21/07/2025
BMCI	18	18	0,0%	20/05/2025	16/06/2025	25/06/2025
Cartier Saada	0	0	-	-	-	-
Crédit du Maroc	41,7	34,2	21,9%	17/06/2025	01/07/2025	10/07/2025
CFG Bank	3,3	3,3	0,0%	29/05/2025	13/06/2025	24/06/2025
CIH Bank	14	14	0,0%	05/06/2025	30/06/2025	09/07/2025
Cimar	60	60	-14,3%	26/05/2025	18/07/2025	29/07/2025
		10 [Extraordinary DPS]				
CMGP	6,3	0	-	20/06/2025	16/09/2025	25/09/2025
CMT	0	0	-	26/06/2025	-	-
Colorado	2,6	2	15,6%	15/05/2025	12/06/2025	23/06/2025
Cosumar	10	7	0,0%	18/06/2025	21/07/2025	31/07/2025
		3 [Extraordinary DPS]				
CTM	25	15	66,7%	17/06/2025	18/09/2025	29/09/2025
Dari Couspate	140	120	16,7%	25/06/2025	18/07/2025	29/07/2025
Delta Holding	2	2	50,0%	13/05/2025	10/07/2025	21/07/2025
Disty Technologies	17	15	10,0%	05/06/2025	09/07/2025	18/07/2025
Disway	40	35	14,3%	15/05/2025	30/06/2025	09/07/2025
Delattre Levivier Maroc	0	0	-	-	-	-
Ennaki Automobiles	2	2	11,2%	25/04/2025	27/05/2025	05/06/2025
Eqdom	0	55	-	30/05/2025	-	-
Fenie Brossette	0	0	-	24/06/2025	-	-
HPS	7	7	2,9%	26/06/2025	16/07/2025	25/07/2025
IB Maroc	0	0	-	-	-	-
Immorente	1,0	1,0	1,9%	26/03/2025	18/04/2025	29/04/2025
	2,2	2,2			17/06/2025	26/06/2025
	1,0	1,0			23/09/2025	02/10/2025
	1,1	1,0			10/12/2025	19/12/2025
Involys	0	0	-	26/06/2025	-	-
Jet Contractors	15	7	114,3%	29/05/2025	18/07/2025	29/07/2025
Label Vie	111	97	14,3%	26/06/2025	21/07/2025	31/07/2025
LafargeHolcim Maroc	70	66	6,1%	21/05/2025	13/06/2025	24/06/2025
Lesieur Cristal	3	2	50,0%	20/05/2025	30/06/2025	09/07/2025
M2M Group	0	0	-	19/06/2025	-	-
Maghreb Oxygène	4	4	0,0%	12/05/2025	25/03/2025	08/04/2025
Maghrébaït	53	50	6,0%	14/05/2025	27/08/2025	08/09/2025
Managem	40	30	33,3%	11/06/2025	30/06/2025	08/07/2025
Maroc Leasing	14	14	-	23/05/2025	17/09/2025	26/09/2025
Maroc Telecom	1,43	4,20	-66,0%	27/03/2025	01/09/2025	12/09/2025
Marsa Maroc	10	9	11,8%	25/06/2025	17/07/2025	28/07/2025
Med Paper	0	0	-	-	-	-
Microdata	40	34	17,6%	24/06/2025	18/07/2025	29/07/2025
Mutandis	11	11	0,0%	08/04/2025	30/06/2025	09/07/2025
TGCC	12	8	53,3%	21/05/2025	04/08/2025	13/08/2025
Oulmès	23	22	4,5%	13/05/2025	18/06/2025	30/06/2025
Promopharm	0	0	-	20/06/2025	-	-
RDS	0	0	-	20/06/2025	-	-
Rebab Company	0	0	-	23/06/2025	-	-
Risma	7	6	16,7%	30/06/2025	23/07/2025	04/08/2025
S2M	0	0	-	20/06/2025	-	-
SANLAM Maroc	81	77	5,2%	28/05/2025	25/08/2025	03/09/2025
Salafin	15	14	3,5%	22/05/2025	06/06/2025	17/06/2025
	14,75 [Extraordinary DPS]	14,25 [Extraordinary DPS]			06/06/2025	17/06/2025
SBM	100	160	-37,5%	14/05/2025	10/06/2025	19/06/2025
SMI	80	80	0,0%	11/06/2025	30/06/2025	08/07/2025
SNEP	0	0	-	24/06/2025	-	-
Sonasid	39	21	85,7%	19/06/2025		31/07/2025
Sothema	28	17	64,7%	21/05/2025	20/06/2025	02/07/2025
SRM	0	0	-	30/06/2025	-	-
Stokvis	0	0	-	05/06/2025	-	-
Stroc Industrie	0	0	-	20/06/2025	-	-
Taqa Morocco	37	35	5,7%	23/05/2025	16/09/2025	25/09/2025
TotalEnergies Marketing Maroc	113	56	101,8%	11/06/2025	19/06/2025	30/06/2025
	67 [Extraordinary DPS]					11/12/2025
Unimer	0	1	-	13/05/2025		
Wafa Assurance	140	140	0,0%	20/05/2025	17/06/2025	26/06/2025
Zellidja	0	0	-	23/06/2025	-	-

Attijari Global Research

Mahat Zerhouni
+212 529 03 68 14
m.zerhouni@attijari.ma

Attijari Intermédiation

Anis Hares
+212 529 03 68 34
Mehdi Benckroun
+212 529 03 68 14



Attijari
Global Research