

CASABLANCA CLOSING EQUITY

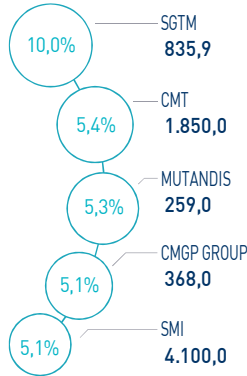
30 DECEMBER 2025

MARKET INSIGHT

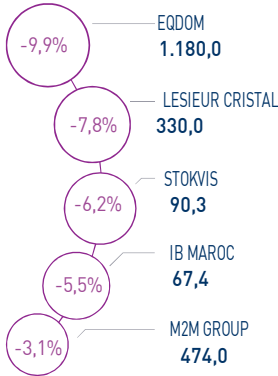
MASI 18.655 pts	MSI20 1.475 pts	CAP1 1.028 MAD Bn	VOLUME 1.827 MAD Mn
↑ Daily 1,46%	↑ Daily 1,59%	↑ High 1.063	MC 1.789
↑ YTD 26,27%	↑ YTD 23,62%	↓ Low 766	MB 38

THE DAY IN REVIEW

TOP PERFORMERS



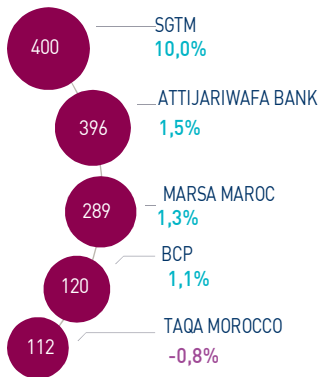
BOTTOM PERFORMERS



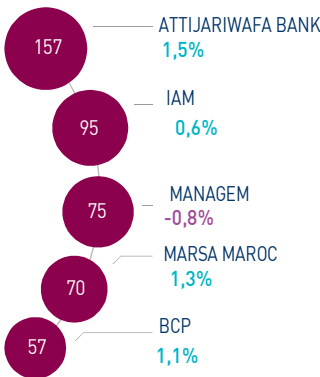
At the end of today's trading session, the MASI index records a significant increase of +1.46% to 18,655 points. In this context, the market's year-to-date performance stands at +26.27%.

SGTM topped the highest increases recording a gain of +9.99%, while Eqdom declined by -9.92% recording the highest decrease of this trading session.

MOST ACTIVE (MAD Mn)



LARGEST CAP (MAD Bn)



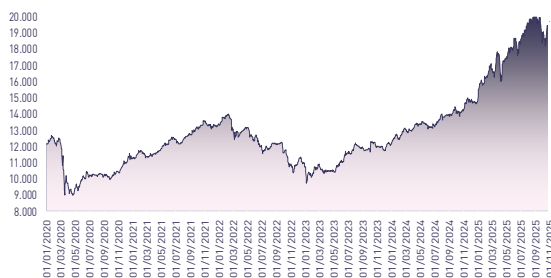
The central market records a trading volume of MAD 1.789 Mn. SGTM, Attijariwafa bank and Marsa Maroc are the most active stocks of the session, accounting for 61% of total trading volume.

Meanwhile, the block market posted a flow of MAD 38 Mn related to Aradei Capital.

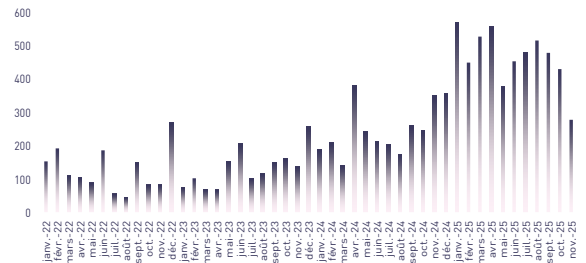
Attijari Global Research
Mahat Zerhouni
+212 529 03 68 16
m.zerhouni@attijari.ma

Attijari Intermédiation
Anis Hares
+212 529 03 68 34
Mehdi Benchekroun
+212 529 03 68 14

MASI INDEX EVOLUTION (pts)



ADV- MONTHLY BASIS VOLUME (MAD Mn)



KEY ECONOMIC RELEASES/EVENTS OVER THE WEEK

| Dec. 30th | 2025

HCP: producer prices up in November 2025, manufacturing excluding oil refining +0.3% and extractive industries +0.1%; electricity and water remain stable.

| Dec. 29th | 2025

Crédit du Maroc and Ynexis Group now each hold 50% of Nema Capital's share capital and voting rights.

| Dec. 26th | 2025

CMGP GROUP: Submission of an acquisition offer covering 70% of Sodipire's share capital.

| Dec. 25th | 2025

BCP: Completion of the acquisition of a 20.17% stake in ABI for MAD 1.88 Bn.



CASABLANCA CLOSING

EQUITY

DAILY STOCK ON DECEMBER 30th, 2025

30/12/2025	Close	Day	YTD	Max 2025	Min 2025	Quantity	P/E 24	P/B 24	D/Y 24
Addoha	34,95	-0,14%	-11,07%	46,56	34,00	595.269	46,6	1,5	1,4%
AFMA	1.225,0	0,33%	11,26%	1.435	1.080	6	16,9	17,9	4,9%
Afric Industries	336,0	0,24%	10,54%	369,6	299,0	329	9,9	2,0	6,5%
Afriquia Gaz	4.020,0	0,37%	6,91%	4.847,0	3.759,0	17	18,5	4,3	4,4%
Aigma	6.335,0	0,00%	-7,85%	7.000,0	6.130,0	0	19,0	8,0	4,7%
Akdital	1.160,0	3,11%	10,27%	1.600,0	1.090,0	10.679	52,2	6,4	0,9%
Alliances	540,0	0,93%	12,50%	620,1	450,0	34.023	39,1	3,3	0,7%
Aluminium du Maroc	1.798,0	-0,11%	24,69%	1.979,0	1.400,0	117	22,8	3,4	5,6%
Aradei Capital	430,0	-1,25%	-10,41%	495,0	396,0	3.002	18,9	1,1	5,1%
AtlantaSanad	145,0	-0,55%	13,73%	167,8	123,0	5.622	19,3	3,7	4,0%
Attijariwafa bank	729,0	1,53%	28,12%	789,9	583,0	545.786	16,5	2,5	2,6%
Auto Hall	95,89	2,89%	45,29%	107,00	64,20	1.139	N.S	3,3	2,1%
Auto Nejma	4.326,0	0,00%	109,19%	5.150	1.948	0	21,6	3,5	2,8%
Balima	250,0	0,00%	14,16%	318,0	215,0	6	30,5	3,4	2,2%
BCP	280,0	1,08%	1,82%	335,0	264,5	427.798	13,7	1,4	3,8%
BoA	218,0	2,83%	6,34%	280,0	170,0	43.539	14,0	1,6	2,3%
BMCI	633,0	3,26%	9,14%	665,0	470,0	1.571	25,9	1,1	2,8%
Cartier Saada	33,65	1,97%	-3,86%	47,56	30,63	1.250	18,2	1,2	0,0%
Cash Plus	298,05	0,02%	49,03%	321,90	200,00	34.644	37,2	18,7	3,0%
CFG Bank	236,0	2,61%	6,31%	261,9	205,0	18.877	31,6	4,6	1,4%
CIH Bank	414,0	-0,25%	4,80%	475,0	391,0	11.285	14,9	1,7	3,4%
Cimar	1.820	0,55%	-3,19%	2.150	1.710	4.479	28,7	7,9	3,3%
CMGP Group	368,0	5,14%	26,90%	440,0	290,0	13.619	34,3	2,4	1,7%
CMT	1.850	5,35%	14,48%	2.949	1.570	368	N.S	4,3	0,0%
Colorado	86,00	0,00%	53,57%	103,65	57,50	8.673	30,6	4,1	3,0%
Cosumar	197,0	2,07%	3,68%	261,6	187,0	31.709	21,9	3,2	5,1%
Crédit du Maroc	1.010	1,00%	8,60%	1.180	940,0	10.212	14,8	1,4	4,1%
CTM	887,0	-0,89%	-19,14%	1.239	821,0	416	23,3	3,0	2,8%
Dari Couspate	4.200	0,00%	21,74%	4.239	3.201	0	28,7	3,5	3,3%
Delattre Levivier Maroc	40,00	0,00%	0,00%	40,00	40,00	0	N.S	N.S	0,0%
Delta Holding	75,00	-1,30%	31,58%	90,00	58,00	191.339	22,2	2,6	3,0%
Diac Salaf	26,25	0,00%	0,00%	26,25	26,25	0	N.S	N.S	0,0%
Disty Technologies	350,0	0,00%	34,87%	435,0	269,9	389	18,0	2,0	4,7%
Disway	891,0	-0,02%	39,66%	1.000,0	631,3	95	21,3	2,5	4,5%
Ennakl	53,50	4,90%	62,07%	66,00	32,00	26.662	7,1	1,7	5,1%
Eqdom	1.180	-9,92%	-8,31%	1.385	1.040	1.484	N.S	1,4	0,0%
Fenie Brossette	389,0	-0,24%	265,43%	571,9	105,1	2.078	33,7	3,8	0,0%
HPS	549,0	-0,18%	-9,56%	691,0	490,0	6.512	54,0	5,2	1,3%
IAM	108,5	0,56%	32,30%	126,9	82,90	961.690	15,6	6,4	1,3%
IB Maroc	67,44	-5,53%	93,13%	95,87	32,80	107	N.S	N.S	0,0%
Immorente	91,50	0,00%	1,67%	94,00	84,21	3.486	17,5	1,0	5,8%
Involys	198,5	-0,73%	106,28%	254,9	95,00	648	N.S	0,8	0,0%
Jet Contractors	2.680	-0,74%	41,80%	2.740,0	1.833	977	N.S	6,9	0,6%
Label Vie	4.570	2,70%	8,81%	5.000	3.900	472	24,4	3,9	2,4%
LafargeHolcim Maroc	1.805	1,40%	-6,72%	2.148,0	1.700	36.398	23,1	3,6	3,9%
Lesieur Cristal	330,0	-7,82%	10,00%	360,0	265,1	144	N.S	5,2	0,9%
M2M Group	474,0	-3,07%	-10,41%	571,0	435,0	32	21,0	2,1	0,0%
Maghreb Oxygène	413,0	-0,24%	68,54%	582,9	240,1	5	27,0	1,1	1,0%
Maghrébail	943,0	0,00%	4,78%	1.001,0	900,0	0	9,6	1,1	5,6%
Managem	6.300	-0,79%	118,07%	6.400	2.833	9.482	N.S	6,9	0,6%
Maroc Leasing	360,0	0,00%	-2,70%	400,0	341,0	0	9,5	0,9	3,9%
Marsa Maroc	949,0	1,28%	77,05%	1.001,0	559,9	306.398	55,0	19,0	1,0%
Med Paper	26,77	1,67%	30,39%	40,79	19,90	1.285	16,2	3,7	0,0%
Microdata	800,0	0,00%	32,23%	1.000	629,0	1	19,8	7,4	5,0%
Mutandis	259,0	5,28%	-14,80%	342,0	246,0	150.071	15,0	1,5	4,1%
Outmès	1.250	0,00%	1,38%	1.381	1.150	0	42,7	3,3	1,8%
Promopharm	1.500	0,00%	57,89%	1.589	938,0	0	27,2	2,8	0,0%
Rebab	113,0	1,57%	13,00%	114,4	70,62	35	N.S	0,8	0,0%
RDS	158,9	0,25%	111,30%	195,4	77,00	73.709	N.S	1,0	0,0%
Risma	370,0	2,78%	65,14%	434,0	224,5	3.793	29,0	3,4	1,9%
S2M	582,0	-0,51%	147,66%	785,3	248,5	65	16,1	4,6	0,0%
Sanlam Maroc	2.246	-1,49%	22,80%	2.300	1.756	10	13,6	1,6	3,6%
Salafin	540,0	-3,05%	-1,46%	700,0	525,5	620	18,1	1,9	5,5%
Samir	127,8	0,00%	0,00%	127,8	127,8	0	N.S	N.S	0,0%
SBM	2.300	0,00%	-2,54%	2.479	1.932,0	0	30,2	4,2	4,3%
SGTM	835,90	9,99%	99,02%	899,70	420,00	490.620	N.S	19,1	1,0%
SMI	4.100	5,13%	108,02%	4.100	1.958,0	492	36,1	4,8	2,0%
SNEP	494,5	0,71%	-16,89%	749,9	480,0	480	N.S	1,8	0,0%
Sonasis	2.279	3,59%	131,63%	2.650	1.050,0	3.356	62,9	4,7	1,7%
Sothema	1.814	4,25%	96,11%	1.949	925,0	538	41,5	7,8	1,5%
SRM	483,0	-2,71%	20,75%	616,0	385,6	51	N.S	0,9	0,0%
Stokvis Nord Afrique	90,3	-6,23%	451,62%	135,0	15,9	148.484	N.S	N.S	0,0%
Stroc Industrie	244,9	-2,06%	482,28%	336,0	42,0	3.170	N.S	N.S	0,0%
TAQA Morocco	2.180	-0,82%	62,69%	3.164	1.370,0	52.144	48,8	7,0	1,7%
TGCC	929,7	3,88%	95,32%	1.082,0	510,0	16.374	61,8	18,3	1,2%
TotalEnergies Maroc	1.700	0,00%	13,33%	2.000	1.500,0	237	16,3	5,5	10,6%
UNIMER	160,0	0,00%	-5,88%	177,0	151,0	1	N.S	1,9	0,0%
Vicenne	449,9	0,65%	90,64%	535,0	236,0	16.870	50,6	10,2	0,3%
Wafa Assurance	4.804	-2,95%	7,71%	5.600	4.096,0	83	19,7	1,5	2,9%
Zellidja	217,0	0,00%	112,75%	315,0	108,0	16	19,7	2,2	0,0%
MASI	18.654,7	1,46%	26,27%	20.233,5	15.087,3	-	24,4	6,4	2,3%

Multiples reflect 2024 annual results reported to the current stock market capitalization



Attijari
Global Research



CASABLANCA CLOSING

EQUITY

2024 FINANCIAL FIGURES

MAD Mn	Turnover			EBIT			Net Income (Group Share)		
	2024	2023	Change	2024	2023	Change	2024	2023	Change
Maroc Telecom	36.699	36.786	-0,2%	6.062	11.726	-48,3%	1.801	5.283	-65,9%
Cosumar	10.239	10.233	0,1%	1.341	1.375	-2,5%	850	1.009	-15,7%
SBM	2.863	2.922	-2,0%	414	597	-30,6%	215	637	-66,2%
Lesieur Cristal	5.455	5.934	-8,1%	334	74	MAD +260 Mn	24	3	MAD +22 Mn
Mutandis	2.117	2.167	-2,3%	223	194	15,0%	159	93	71,3%
Dari Couspate	859	874	-1,8%	71	44	62,3%	44	33	33,0%
Oulmès	2.940	2.625	12,0%	238	183	30,2%	58	64	-9,4%
Unimer	1.260	1.394	-9,6%	-3	46	MAD -49 Mn	-81	-34	MAD -47 Mn
Attijariwafa bank	34.507	29.943	15,2%	17.833	13.771	29,5%	9.504	7.508	26,6%
Bank Of Africa	18.717	16.953	10,4%	6.849	5.395	27,0%	3.427	2.662	28,7%
BCP	25.601	22.795	12,3%	7.849	6.220	26,2%	4.145	3.475	19,3%
CFG Bank	941	657	43,2%	347	199	74,5%	262	166	57,7%
Crédit du Maroc	3.303	2.927	12,9%	1.300	883	47,2%	741	503	47,3%
CIH Bank	4.740	4.468	6,1%	1.588	1.196	32,8%	876	710	23,3%
BMCI	3.789	3.438	10,2%	738	614	20,2%	325	171	89,9%
SANLAM Maroc	6.282	6.153	2,1%	944	723	30,6%	680	559	21,6%
Wafa Assurance	13.067	12.724	2,7%	1.184	902	31,2%	854	670	27,3%
AtlantaSanad	5.260	5.112	2,9%	535	552	-3,1%	453	438	3,6%
AFMA	286	259	10,6%	117	106	10,6%	72	60	20,6%
Agma Lahlou-Tazi	172	161	7,1%	91	90	1,5%	67	63	5,3%
TGCC	7.597	6.866	10,6%	913	581	57,1%	522	363	43,9%
Delta Holding	3.138	3.133	0,2%	395	315	25,5%	295	189	56,3%
SNEP	633	794	-20,3%	-27	15	MAD -41 Mn	-44	-47	MAD +3 Mn
Sonasid	5.495	4.996	10,0%	222	117	90,1%	141	65	117,0%
Colorado	605	611	-1,0%	93	65	43,5%	45	39	17,3%
Aluminium du Maroc	1.243	1.270	-2,1%	110	84	30,3%	37	7	MAD +30 Mn
Jet Contractors	3.118	2.212	41,0%	301	160	87,7%	133	73	82,1%
LafargeHolcim Maroc	8.155	8.212	-0,7%	3.294	2.978	10,6%	1.826	1.548	18,0%
Ciments du Maroc	4.387	4.333	1,2%	1.557	1.428	9,1%	914	970	-5,8%
Alliances	2.363	2.017	17,2%	446	410	8,7%	302	239	26,4%
RDS	136	421	-67,7%	-37	-29	MAD -8 Mn	-83	-67	MAD -16 Mn
Addoha	2.595	2.134	21,6%	493	144	MAD +349 Mn	274	175	56,9%
Taqa Morocco	10.878	13.191	-17,5%	2.633	2.708	-2,8%	1.053	1.037	1,5%
TotalEnergies Marketing Maroc	16.752	16.933	-1,1%	1.340	419	MAD +921 Mn	934	50	MAD +884 Mn
Afrquia Gaz	8.773	8.257	6,2%	1.195	815	46,6%	747	481	55,2%
Label Vie	16.418	15.800	3,9%	804	794	1,2%	542	508	6,7%
Auto Hall	5.022	4.912	2,2%	210	208	1,1%	17	28	-38,7%
Auto Nejma	2.902	2.275	27,6%	358	265	35,1%	205	158	30,2%
Marsa Maroc	5.008	4.320	15,9%	2.088	1.555	34,3%	1.267	852	48,7%
CMGP	2.328	2.074	12,2%	316	257	22,7%	183	123	48,9%
Managem	8.859	7.508	18,0%	1.252	1.045	19,9%	620	514	20,5%
CMT	586	592	-0,9%	298	305	-2,6%	-12	159	MAD -171 Mn
SMI	1.053	1.066	-1,2%	261	235	10,9%	187	168	10,8%
Disway	1.905	1.870	1,9%	103	126	-18,6%	79	66	20,3%
Disty Technologies	548	541	1,3%	30	29	1,9%	19	19	3,1%
HPS	1.204	1.117	7,8%	154	196	-21,8%	75	100	-24,7%
Microdata	900	751	19,9%	97	90	6,7%	68	57	18,6%
S2M	313	280	11,7%	44	38	17,7%	29	22	36,5%
Involys	38	37	1,1%	1,7	1,8	-5,6%	0	1	MAD -1 Mn
M2M Group	103	79	30,6%	5	-10	MAD +16 Mn	15	-15	MAD +29 Mn
Maghrebail	378	332	13,7%	231	228	1,2%	136	128	6,1%
Maroc Leasing	379	410	-7,4%	183	181	1,1%	105	104	1,1%
Salafin	379	396	-4,4%	166	157	5,6%	93	91	2,8%
Egdom	550	553	-0,6%	93	153	-39,3%	-5	89	MAD -94 Mn
Cash Plus	760	525	44,8%	378	274	38,0%	197	152	29,6%
Risma	1.264	1.175	7,6%	293	250	17,2%	183	244	-25,0%
Sothema	2.816	2.486	13,3%	530	432	22,7%	315	263	20,0%
Aradei Capital	606	583	3,9%	517	497	4,0%	297	272	9,5%
Akdital	2.954	1.907	54,9%	519	328	58,3%	315	175	80,1%
Ennaki Automobiles	2.153	2.269	-5,1%	211	205	2,8%	225	218	3,1%
Promopharm	899	806	11,6%	106	101	5,5%	55	57	-3,1%
CTM	1.302	656	98,4%	28	53	-46,4%	47	63	-26,1%
Vicenne	837	700	19,6%	162	137	18,7%	91	59	55,5%
Maghreb Oxygène	311	291	7,2%	8	4	99,0%	12	10	30,2%
Immoyente Invest	79	72	8,9%	45	49	-9,7%	47	43	10,1%
Afric Industries	43	43	0,0%	10	7	33,4%	10	4	122,5%
Med Paper	106	108	-2,1%	6	11	-43,0%	8	6	38,9%
Fenie Brossette	698	603	15,8%	26	17	50,9%	17	7	129,9%
Stokvis Nord Afrique	334	150	123,0%	-17	-84	MAD +68 Mn	21	-128	MAD +149 Mn
SRM	356	313	13,9%	7	-1	MAD +8 Mn	2	-9	MAD +11 Mn
Stroc Industrie	118	87	35,8%	-14	-22	MAD +8 Mn	-13	-40	MAD +27 Mn
Balima	63	52	22,4%	17	10	72,3%	14	9	60,6%





CASABLANCA CLOSING

EQUITY



2024 DIVIDENDS

Stock	DPS 2024	DPS 2023	Change	GM Date	Ex-Dividend Date	Date of payment
Addoha	0,5	0	-	24/06/2025	19/09/2025	30/09/2025
AFMA	60	55	9,1%	11/06/2025	08/09/2025	17/09/2025
Afric Industries	22	20	10,0%	06/05/2025	10/06/2025	19/06/2025
Afriquia Gaz	175	140	25,0%	12/05/2025	25/03/2025	08/04/2025
Agma	300	275	9,1%	30/05/2025	15/07/2025	24/07/2025
Akdital	10	6	66,7%	18/06/2025	24/07/2025	05/08/2025
Alliances	3,6	3,0	20,0%	09/05/2025	10/07/2025	21/07/2025
Aluminium du Maroc	100	90	11,1%	24/06/2025	11/07/2025	22/07/2025
Aradei Capital	10,43	5,88	7,5%	13/05/2025	11/06/2025	20/06/2025
	11,57 [Extraordinary DPS]	14,59 [Extraordinary DPS]			11/06/2025	20/06/2025
AtlantaSanad	5,8	5,7	1,8%	21/05/2025	10/06/2025	16/06/2025
Attijariwafa bank	19,0	16,5	15,2%	30/04/2025	27/05/2025	05/06/2025
Auto Hall	2	2	0,0%	27/05/2025	10/06/2025	18/06/2025
Auto Nejma	120	94	27,7%	15/04/2025	22/05/2025	02/06/2025
Balima	5,5	5,5	0,0%	23/06/2025	18/07/2025	29/07/2025
BCP	10,5	10,0	5,0%	30/06/2025	15/07/2025	24/07/2025
Bank of Africa	5	4	25,0%	24/06/2025	10/07/2025	21/07/2025
BMCI	18	18	0,0%	20/05/2025	16/06/2025	25/06/2025
Cartier Saada	0	0	-	-	-	-
Crédit du Maroc	41,7	34,2	21,9%	17/06/2025	01/07/2025	10/07/2025
CFG Bank	3,3	3,3	0,0%	29/05/2025	13/06/2025	24/06/2025
CIH Bank	14	14	0,0%	05/06/2025	30/06/2025	09/07/2025
Cimar	60	60	-14,3%	26/05/2025	18/07/2025	29/07/2025
		10 [Extraordinary DPS]				
CMGP	6,3	0	-	20/06/2025	16/09/2025	25/09/2025
CMT	0	0	-	26/06/2025	-	-
Colorado	2,6	2	15,6%	15/05/2025	12/06/2025	23/06/2025
Cosumar	10	7	0,0%	18/06/2025	21/07/2025	31/07/2025
		3 [Extraordinary DPS]				
CTM	25	15	66,7%	17/06/2025	18/09/2025	29/09/2025
Dari Couspate	140	120	16,7%	25/06/2025	18/07/2025	29/07/2025
Delta Holding	2	2	50,0%	13/05/2025	10/07/2025	21/07/2025
Disty Technologies	17	15	10,0%	05/06/2025	09/07/2025	18/07/2025
Disway	40	35	14,3%	15/05/2025	30/06/2025	09/07/2025
Delattre Levivier Maroc	0	0	-	-	-	-
Ennaki Automobiles	2	2	11,2%	25/04/2025	27/05/2025	05/06/2025
Eqdom	0	55	-	30/05/2025	-	-
Fenie Brossette	0	0	-	24/06/2025	-	-
HPS	7	7	2,9%	26/06/2025	16/07/2025	25/07/2025
IB Maroc	0	0	-	-	-	-
Immorente	1,0	1,0	1,9%	26/03/2025	18/04/2025	29/04/2025
	2,2	2,2			17/06/2025	26/06/2025
	1,0	1,0			23/09/2025	02/10/2025
	1,1	1,0			10/12/2025	19/12/2025
Involys	0	0	-	26/06/2025	-	-
Jet Contractors	15	7	114,3%	29/05/2025	18/07/2025	29/07/2025
Label Vie	111	97	14,3%	26/06/2025	21/07/2025	31/07/2025
LafargeHolcim Maroc	70	66	6,1%	21/05/2025	13/06/2025	24/06/2025
Lesieur Cristal	3	2	50,0%	20/05/2025	30/06/2025	09/07/2025
M2M Group	0	0	-	19/06/2025	-	-
Maghreb Oxygène	4	4	0,0%	12/05/2025	25/03/2025	08/04/2025
Maghrébaït	53	50	6,0%	14/05/2025	27/08/2025	08/09/2025
Managem	40	30	33,3%	11/06/2025	30/06/2025	08/07/2025
Maroc Leasing	14	14	-	23/05/2025	17/09/2025	26/09/2025
Maroc Telecom	1,43	4,20	-64,0%	27/03/2025	01/09/2025	12/09/2025
Marsa Maroc	10	9	11,8%	25/06/2025	17/07/2025	28/07/2025
Med Paper	0	0	-	-	-	-
Microdata	40	34	17,6%	24/06/2025	18/07/2025	29/07/2025
Mutandis	11	11	0,0%	08/04/2025	30/06/2025	09/07/2025
TGCC	12	8	53,3%	21/05/2025	04/08/2025	13/08/2025
Oulmès	23	22	4,5%	13/05/2025	18/06/2025	30/06/2025
Promopharm	0	0	-	20/06/2025	-	-
RDS	0	0	-	20/06/2025	-	-
Rebab Company	0	0	-	23/06/2025	-	-
Risma	7	6	16,7%	30/06/2025	23/07/2025	04/08/2025
S2M	0	0	-	20/06/2025	-	-
SANLAM Maroc	81	77	5,2%	28/05/2025	25/08/2025	03/09/2025
Salafin	15	14	3,5%	22/05/2025	06/06/2025	17/06/2025
	14,75 [Extraordinary DPS]	14,25 [Extraordinary DPS]			06/06/2025	17/06/2025
SBM	100	160	-37,5%	14/05/2025	10/06/2025	19/06/2025
SMI	80	80	0,0%	11/06/2025	30/06/2025	08/07/2025
SNEP	0	0	-	24/06/2025	-	-
Sonasid	39	21	85,7%	19/06/2025		31/07/2025
Sothema	28	17	64,7%	21/05/2025	20/06/2025	02/07/2025
SRM	0	0	-	30/06/2025	-	-
Stokvis	0	0	-	05/06/2025	-	-
Stroc Industrie	0	0	-	20/06/2025	-	-
Taqa Morocco	37	35	5,7%	23/05/2025	16/09/2025	25/09/2025
TotalEnergies Marketing Maroc	113	56	101,8%	11/06/2025	19/06/2025	30/06/2025
	67 [Extraordinary DPS]					11/12/2025
Unimer	0	1	-	13/05/2025		
Wafa Assurance	140	140	0,0%	20/05/2025	17/06/2025	26/06/2025
Zellidja	0	0	-	23/06/2025	-	-

Attijari Global Research

Mahat Zerhouni
+212 529 03 68 16
m.zerhouni@attijari.ma

Attijari Intermédiation

Anis Hares
+212 529 03 68 34
Mehdi Benchekroun
+212 529 03 68 14



Attijari
Global Research