

# CASABLANCA CLOSING EQUITY

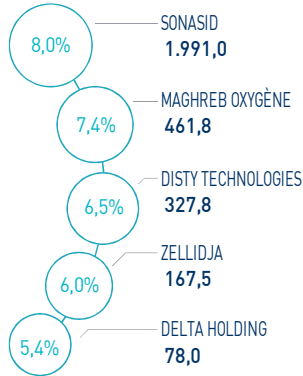
21 MARCH 2025

## MARKET INSIGHT


<b>  MASI  </b> 17.621 pts	<b>  MSI20  </b> 1.428 pts	<b>  CAPI  </b> 912 MAD Bn	<b>  VOLUME  </b> 1.423 MAD Mn
↗ Daily 1,47%	↗ Daily 1,40%	↗ High 912	MC 1.423
↗ YTD 19,28%	↗ YTD 19,72%	↘ Low 766	MB -

## THE DAY IN REVIEW

### TOP PERFORMERS



### BOTTOM PERFORMERS

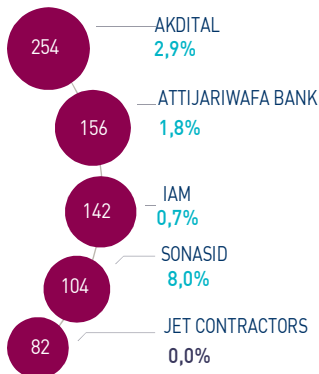


At the last trading session of the week, the MASI index recorded an increase of +1.47% to settle at 17,621 points.

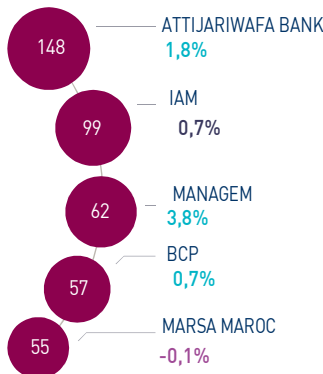
In this context, the YTD performance of the market stood at +19.28%.

Sonasid topped the highest increases up +8.0% while Ennakl decreased by -2.5% recording the strongest decrease of this trading session.

### MOST ACTIVE (MAD Mn)



### LARGEST CAP (MAD Bn)



Volume traded on the official market settled at MAD 1.423 Mn. This was mainly driven by Akdital, Attijariwafa bank and Maroc Telecom which represent 39% of the total flow.

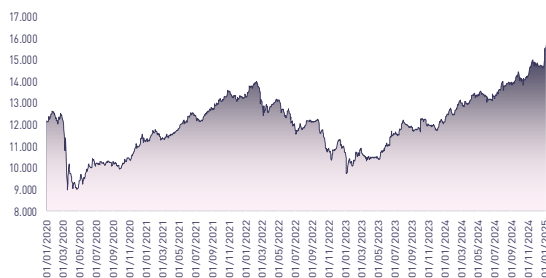
### Attijari Global Research

Mahat Zerhouni  
+212 529 03 68 16  
m.zerhouni@attijari.ma

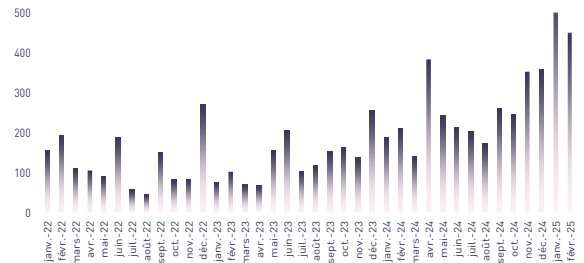
### Attijari Intermédiation

Anis Hares  
+212 529 03 68 34  
Alae Yahya  
+212 529 03 68 15  
Sofia Mohcine  
+212 529 03 68 21  
Mehdi Benchekroun  
+212 529 03 68 14

## MASI INDEX EVOLUTION (pts)



## ADV- MONTHLY BASIS VOLUME (MAD Mn)



## KEY ECONOMIC RELEASES/EVENTS OVER THE WEEK

### | Mar. 21<sup>st</sup> | 2025

In 2024, the NIGS of Akdital stood at MAD 315 Mn, up by +80%. The DPS is raised to MAD 10.

### | Mar. 21<sup>st</sup> | 2025

In 2024, Lesieur Cristal's NIGS up by MAD 21 Mn to MAD 24 Mn. The DPS raised to MAD 3.

### | Mar. 21<sup>st</sup> | 2025

In February 2025, the Consumer Prices Index rose by 0.3% compared to January 2025. Year-on-year, the inflation rate stands at 2.6%.

### | Mar. 21<sup>st</sup> | 2025

LafargeHolcim Maroc: Consolidated net income up +18% in 2024, to settle at MAD 1,826 Mn. The DPS is raised to MAD 70.



Attijari  
Global Research



# CASABLANCA CLOSING

## EQUITY

### DAILY STOCK ON MARCH 21<sup>st</sup>, 2025

21/03/2025	Close	Day	YTD	Max 2025	Min 2025	Quantity	P/E 24E	P/B 24E	D/Y 24E
Addoha	45,95	1,50%	16,92%	46,56	40,00	1.139.884	71,0	2,0	0,0%
AFMA	1.250,0	4,17%	13,53%	1.250,0	1.080,0	151	18,9	20,2	4,4%
Afric Industries	326,4	2,32%	7,39%	335,0	299,0	130	19,9	2,2	6,1%
Afriquia Gaz	4.650,0	0,00%	23,67%	4.847,0	3.759,0	243	21,4	4,9	3,8%
Agma	7.000,0	0,00%	1,82%	7.000,0	6.466,0	0	21,1	8,9	4,0%
Akdital	1.256,0	2,87%	19,39%	1.256,0	1.100,0	203.092	N.S	6,8	0,6%
Alliances	550,0	-0,18%	14,58%	610,5	506,0	90.640	42,3	3,3	0,5%
Aluminium du Maroc	1.610,0	-1,23%	11,65%	1.630,0	1.400,0	60	18,8	3,1	6,2%
Aradei Capital	494,0	1,54%	2,93%	495,0	470,0	14.119	22,2	1,2	4,4%
AtlantaSanad	141,0	-2,08%	10,59%	167,8	125,3	65.346	19,0	3,6	4,2%
Attijariwafa bank	687,0	1,78%	20,74%	687,0	583,0	229.250	16,0	2,3	2,5%
Auto Hall	76,00	-0,52%	15,15%	79,00	64,20	18.311	N.S	2,6	2,6%
Auto Nejma	2.068,0	0,00%	0,00%	2.068,0	2.068,0	0	13,1	1,7	4,5%
Balima	220,0	0,00%	0,46%	231,8	219,0	0	38,4	3,1	2,5%
BCP	282,0	0,71%	2,55%	290,0	276,0	139.149	12,5	1,4	3,7%
BoA	200,0	0,00%	-2,44%	215,1	185,0	72.723	13,3	1,5	3,5%
BMCI	610,0	-0,65%	5,17%	665,0	595,0	2.460	19,8	1,1	3,9%
Cartier Saada	34,00	-1,45%	-2,86%	35,98	32,00	1.351	18,3	1,1	0,0%
CFG Bank	232,0	0,00%	4,50%	252,0	224,0	22.801	31,7	4,5	1,5%
CIH Bank	435,0	1,16%	10,13%	475,0	395,0	5.705	16,4	1,9	3,7%
Cimar	1.970,0	5,07%	4,79%	2.008,0	1.870,0	12.056	28,0	8,2	3,6%
CMGP Group	339,9	3,46%	17,19%	366,0	305,5	148.111	32,5	2,5	1,9%
CMT	1.958,0	2,03%	21,16%	1.980,0	1.620,0	1.775	16,0	3,5	2,6%
Colorado	65,50	0,94%	16,96%	65,5	57,5	10.079	23,8	3,2	3,8%
Cosumar	216,0	1,41%	13,68%	216,0	187,0	135.315	23,6	3,5	3,7%
Crédit du Maroc	1.160,0	4,04%	24,73%	1.180,0	950,0	19.551	17,9	1,7	3,9%
CTM	1.147,0	-0,26%	4,56%	1.239,0	1.023,0	208	16,8	3,6	1,3%
Dari Couspate	3.201,0	0,00%	-7,22%	3.719,0	3.201,0	0	19,9	2,7	3,7%
Delattre Levivier	40,00	0,00%	0,00%	40,00	40,00	0	N.S	N.S	0,0%
Delta Holding	78,00	5,41%	36,84%	78,00	58,00	244.991	25,8	2,7	2,1%
Diac Salaf	26,25	0,00%	0,00%	26,25	26,25	0	N.S	N.S	0,0%
Disty Technologies	327,8	6,50%	26,32%	327,8	269,9	10.402	18,9	1,9	4,6%
Disway	793,0	1,67%	24,29%	793,0	631,3	1.873	23,7	2,2	4,4%
Ennaki	34,00	-2,47%	3,00%	36,00	32,00	102	6,6	1,1	6,3%
Eqdom	1.110,0	4,03%	-13,75%	1.287,0	1.040,0	672	20,9	1,2	5,0%
Fenie Brossette	286,0	5,19%	168,67%	303,0	105,1	10.931	51,3	2,9	0,0%
HPS	615,0	-0,18%	1,32%	691,0	600,0	35.415	43,3	5,6	1,1%
IAM	113,00	0,71%	37,79%	116,00	82,90	1.258.355	16,2	6,7	1,3%
IB Maroc	40,50	0,00%	15,98%	43,00	32,80	0	N.S	N.S	0,0%
Immorente	91,99	1,75%	2,21%	92,35	88,50	38	17,6	1,0	5,8%
Involys	98,0	0,46%	1,84%	105,0	96,60	130	21,4	0,4	0,0%
Jet Contractors	2.700,0	0,00%	42,86%	2.700,0	2.078,0	30.181	N.S	7,0	0,3%
Label Vie	4.450,0	0,02%	5,95%	4.450,0	3.900,0	2.529	24,6	3,8	2,2%
LafargeHolcim Maroc	1.961,0	2,14%	1,34%	2.050,0	1.893,0	23.355	29,5	4,0	3,4%
Lesieur Cristal	290,0	3,98%	-3,33%	290,0	265,1	3.936	N.S	4,3	0,7%
M2M Group	515,5	0,86%	-2,55%	564,0	502,0	86	35,9	2,4	0,0%
Maghreb Oxygène	461,8	7,38%	88,43%	582,9	240,1	487	30,2	1,2	0,9%
Maghrébail	940,0	0,00%	4,44%	940,0	900,0	0	9,6	1,1	5,3%
Managem	5.200,0	3,77%	79,99%	5.200,0	2.833,0	2.169	N.S	5,6	0,6%
Maroc Leasing	372,0	0,00%	0,54%	392,2	370,0	65	10,4	0,9	3,8%
Marsa Maroc	744,0	-0,15%	38,81%	749,6	559,9	101.939	47,5	17,0	1,1%
Med Paper	23,89	3,82%	16,37%	23,9	20,7	13.391	19,0	3,5	0,0%
Microdata	848,0	3,41%	40,17%	848,0	629,0	4.233	21,8	7,5	4,6%
Mutandis	319,0	0,68%	4,93%	342,0	300,0	21.703	23,2	1,9	3,3%
Oulmès	1.250,0	0,00%	1,38%	1.381,0	1.222,0	0	35,7	3,4	1,8%
Promopharm	995,0	0,00%	4,74%	1.034,0	938,0	0	18,2	1,9	0,0%
Rebab	90,00	2,27%	-10,00%	103,0	78,5	58	N.S	0,6	0,0%
RDS	114,80	-0,17%	52,66%	130,00	77,00	59.528	N.S	0,7	0,0%
Risma	310,0	0,00%	38,36%	310,0	224,5	8.118	28,2	2,9	1,9%
S2M	430,0	0,00%	82,98%	440,0	248,5	4.530	14,5	3,6	0,0%
Sanlam Maroc	1.899,0	4,23%	3,83%	2.030,0	1.756,0	275	10,0	1,3	4,3%
Salafin	599,0	3,01%	9,31%	620,0	538,0	2.748	19,7	2,2	4,8%
Samir	127,8	0,00%	0,00%	127,8	127,8	0	N.S	N.S	0,0%
SBM	2.320,0	-1,28%	-1,69%	2.479,0	2.291,0	1.242	17,2	3,9	5,5%
SMI	2.435,0	-0,16%	23,54%	3.000,0	1.958,0	689	16,2	2,8	4,1%
SNEP	670,0	1,36%	12,61%	670,0	590,0	10.332	N.S	2,1	0,0%
Sonasid	1.991,0	7,97%	102,36%	1.991,0	1.050,0	51.845	71,2	4,2	1,5%
Sothema	1.075,0	0,47%	16,22%	1.163,0	925,0	4.479	27,6	4,7	1,6%
SRM	417,0	1,71%	4,25%	496,0	396,1	110	N.S	0,9	0,0%
Stokvis Nord Afrique	41,86	0,62%	155,71%	41,86	15,92	38.679	N.S	N.S	0,0%
Stroc Industrie	58,55	-0,43%	39,24%	62,53	42,00	16.299	N.S	N.S	0,0%
TAGA Morocco	1.998,0	5,27%	49,10%	1.998,0	1.370,0	22.081	47,0	7,1	1,8%
TGCC	721,10	-0,40%	51,49%	730,0	510,0	108.027	39,4	12,5	1,1%
TotalEnergies Maroc	1.600,0	0,63%	6,67%	1.639,0	1.500,0	7.935	22,7	5,9	3,5%
UNIMER	172,0	0,00%	1,18%	177,0	160,0	0	N.S	2,0	0,0%
Wafa Assurance	5.000,0	1,03%	12,11%	5.000,0	4.336,0	5	22,5	1,8	3,0%
Zellidja	167,5	5,98%	64,17%	167,5	108,0	20	28,7	1,8	0,0%
MASI	17.621,4	1,47%	19,28%	17.621,4	15.087,3	-	22,6	5,0	2,3%

Multiples reflect 2024 forecasts reported to the current stock market capitalization



Attijari  
Global Research



# CASABLANCA CLOSING

## EQUITY

### H1 2024 FINANCIAL FIGURES

MAD Mn	Turnover			EBIT			Net Income (Group Share)		
	H1 2024	H1 2023	Change	H1 2024	H1 2023	Change	H1 2024	H1 2023	Change
Maroc Telecom	18.260	18.399	-0,8%	5.935	6.052	-1,9%	2.943	2.935	0,3%
Cosumar	4.983	4.958	0,5%	685	658	4,2%	412	369	11,6%
<b>Food-processing</b>									
SBM	1.115	1.208	-7,7%	119	188	-36,7%	75	112	-33,1%
Lesieur Cristal	2.711	3.039	-10,8%	131	89	47,2%	79	23	MAD +56 Mn
Mutandis	965	960	0,6%	104	81	28,2%	107	39	177,0%
Dari Couspate	400	428	-6,4%	32	22	45,6%	23	16	47,6%
Oulmès	1.370	1.165	17,6%	90	62	44,8%	24	21	15,3%
Unimer	570	623	-8,5%	-2	-9	MAD +7 Mn	-53	-45	MAD -8 Mn
<b>Banks</b>									
Attijariwafa bank	17.023	14.605	16,6%	8.784	6.661	31,9%	4.906	3.614	35,7%
Bank Of Africa	9.572	8.377	14,3%	3.611	2.799	29,0%	1.942	1.414	37,3%
BCP	12.838	11.740	9,4%	4.565	4.167	9,6%	2.584	2.345	10,2%
CFG Bank	424	309	37,5%	140	91	53,7%	109	65	68,3%
Crédit du Maroc	1.606	1.426	12,6%	712	534	33,2%	391	286	36,8%
CIH Bank	2.333	2.219	5,2%	788	788	0,0%	442	413	7,1%
BMCI	1.887	1.695	11,4%	380	364	4,6%	211	217	-3,0%
<b>Insurance</b>									
SANLAM Maroc	3.535	3.493	1,2%	539	234	130,6%	376	208	80,7%
Wafa Assurance	7.100	6.533	8,7%	758	606	25,2%	643	550	16,8%
AtlantaSanad	3.096	3.085	0,3%	305	302	0,9%	250	245	2,0%
AFMA	159	144	10,6%	71	66	7,0%	46	41	14,4%
Agma Lahlou-Tazi	88	84	4,2%	49	48	0,8%	36	34	4,7%
<b>Building materials</b>									
TGCC	3.543	2.860	23,9%	409	213	91,8%	259	122	113,1%
Delta Holding	1.375	1.323	3,9%	170	137	23,5%	142	79	81,4%
SNEP	256	478	-46,4%	-35	5	MAD -39 Mn	-32	-21	MAD -12 Mn
Sonasid	2.437	2.543	-4,2%	52	56	-7,9%	21	19	12,7%
Colorado	282	297	-5,1%	34	29	16,9%	21	16	30,6%
Aluminium du Maroc	605	671	-9,7%	59	44	35,4%	23	5	MAD +19 Mn
Jet Contractors	1.380	991	39,3%	197	60	MAD +137 Mn	89	24	MAD +65 Mn
<b>CM</b>									
LafargeHolcim Maroc	3.691	4.130	-10,6%	1.460	1.468	-0,5%	756	826	-8,4%
Ciments du Maroc	1.999	2.159	-7,4%	661	666	-0,7%	433	438	-1,2%
<b>R. Estate</b>									
Alliances	1.209	1.003	20,6%	243	230	5,6%	165	106	55,4%
RDS	92	254	-63,6%	2	14	-83,7%	-17	-8	MAD -9 Mn
Addoha	1.688	1.406	20,0%	319	148	116,1%	186	95	94,7%
Taqa Morocco	5.651	7.448	-24,1%	1.417	1.379	2,8%	526	458	14,8%
<b>Energy</b>									
TotalEnergies Marketing Maroc	8.436	8.208	2,8%	604	175	MAD +429 Mn	406	97	MAD +309 Mn
Afrikaia Gaz	4.253	4.433	-4,0%	551	548	0,4%	353	349	1,0%
<b>Dis</b>									
Label Vie	7.783	7.533	3,3%	304	302	1,0%	259	221	17,2%
<b>Auto</b>									
Auto Hall	2.432	2.197	10,7%	131	57	130,5%	19	-12	MAD +31 Mn
Auto Nejma	1.319	1.088	21,3%	155	134	15,4%	81	87	-6,1%
<b>Por</b>									
Marsa Maroc	2.482	2.119	17,1%	1.074	769	39,8%	626	433	44,6%
<b>Mining</b>									
Managem	4.408	4.182	5,4%	671	643	4,4%	259	305	-15,2%
CMT	281	275	2,1%	144	139	3,4%	93	91	3,1%
SMI	571	532	7,4%	156	66	135,4%	116	44	164,6%
Disway	842	924	-8,9%	47	58	-19,4%	35	39	-10,2%
Disty Technologies	247	291	-15,2%	15	16	-6,1%	10	12	-14,3%
<b>IT</b>									
HPS	553	545	1,6%	75	93	-19,5%	40	46	-12,3%
Microdata	555	550	0,9%	81	78	3,7%	61	53	16,0%
S2M	148	130	13,5%	10	12	-14,0%	7	5	29,4%
Involys	20	14	43,7%	2	-3	MAD +5 Mn	1	-4	MAD +5 Mn
M2M Group	55	33	67,9%	9	-15	MAD +24 Mn	6	-21	MAD +28 Mn
<b>Leasing</b>									
Maghrebail	197	165	19,1%	119	107	10,6%	68	63	8,1%
Maroc Leasing	127	180	-29,3%	73	83	-12,3%	42	46	-8,0%
Salafin	186	192	-3,3%	75	68	10,8%	42	39	6,8%
Eqdom	278	287	-2,9%	92	90	2,1%	62	56	10,3%
<b>Others</b>									
Aradei Capital	298	295	0,9%	183	185	-1,1%	76	74	3,2%
Akdital	1.249	828	50,8%	205	126	62,5%	113	67	68,6%
Sothema	1.328	1.184	12,1%	242	216	12,2%	164	152	7,7%
Ennaki Automobiles	1.104	1.047	5,5%	104	88	17,5%	88	68	28,8%
Promopharm	434	383	13,3%	44	43	3,8%	24	25	-4,6%
CTM	360	293	22,8%	0	11	-98,9%	12	19	-34,6%
Maghreb Oxygène	149	145	3,1%	3	5	-25,9%	8	9	-9,0%
Balima	27	27	-3,1%	8	4	86,6%	5	2	MAD +4 Mn
Med Paper	49	56	-11,7%	6	6	-1,9%	4	3	16,8%
Afric Industries	20	19	5,8%	4	3	47,1%	2	2	38,2%
Immorente Invest	38	34	12,2%	24	22	9,8%	17	17	-3,1%
Fenie Brossette	343	307	11,7%	12	10	24,8%	8	7	10,8%
SRM	141	126	12,0%	-8	-6	MAD -2 Mn	-11	-9	MAD -1 Mn
Zellidja	343	307	11,7%	11	8	43,3%	3	2	71,9%
Rebab Company	0	0	0,0%	0	0	MAD 0 Mn	0	0	MAD +1 Mn
Stroc Industrie	49	49	0,5%	-2	-5	MAD +3 Mn	-7	-11	MAD +3 Mn
IB Maroc.com	NC	NC	-	NC	NC	-	NC	NC	-
Stokvis Nord Afrique	69	83	-17,1%	-14	-9	MAD -5 Mn	-24	-33	MAD +9 Mn
Risma	597	594	0,5%	116	135	-14,0%	75	82	-8,8%
DLM	NC	NC	-	NC	NC	-	NC	NC	-







# CASABLANCA CLOSING

## EQUITY

### 2023 DIVIDENDS

Stock	DPS 2023	DPS 2022	Change	GM Date	Ex-Dividend Date	Date of payment
Addoha	0	0	-	25/06/2024		
AFMA	55	55	0,0%	11/06/2024	03/09/2024	12/09/2024
Africa Industries	20	20	0,0%	11/06/2024	16/07/2024	25/07/2024
Afrikaia Gaz	140	140	0,0%	21/03/2024	02/04/2024	16/04/2024
Agma	275	255	7,8%	29/05/2024	16/07/2024	25/07/2024
Akdital	6,00	3,25	84,6%	13/06/2024	31/07/2024	09/08/2024
Alliances	3,0	-	-	10/06/2024	11/07/2024	22/07/2024
Aluminium du Maroc	90	70	28,6%	25/06/2024	01/08/2024	09/08/2024
Aradei Capital	5,88	19,19	6,7%	28/06/2024	18/07/2024	29/07/2024
	14,59 [Extraordinary DPS]					
AtlantaSanad	5,7	5,5	3,6%	21/05/2024	20/06/2024	28/06/2024
Attijariwafa bank	16,5	15,5	6,5%	11/06/2024	10/07/2024	19/07/2024
Auto Hall	2,0	3,5	-42,9%	29/05/2024	20/06/2024	01/07/2024
Auto Nejma	94	110	45,3%	08/04/2024	23/05/2024	03/06/2024
		15 [Extraordinary DPS]				
Balima	5,5	5,5	0,0%	24/06/2024	16/07/2024	25/07/2024
BCP	10,0	9,0	11,1%	28/06/2024	19/07/2024	31/07/2024
Bank of Africa	4	4	0,0%	25/06/2024	17/07/2024	26/07/2024
BMCI	18	18	0,0%	28/06/2024	17/07/2024	26/07/2024
Cartier Saada	0	0	-			
Crédit du Maroc	34,2	27,0	26,7%	13/06/2024	09/07/2024	18/07/2024
CFG Bank	3,3	-	-	30/05/2024	11/06/2024	24/06/2024
CIH Bank	14	14	0,0%	13/06/2024	09/07/2024	18/07/2024
Cimar	60,0	60,0	16,7%	29/05/2024	02/07/2024	15/07/2024
	10 [Extraordinary DPS]					
CMT	0	60	-			
Colorado	2,25	2,0	12,5%	15/05/2024	06/06/2024	20/06/2024
Cosumar	7,0	7,0	0,0%	06/06/2024	11/07/2024	22/07/2024
	3 [Extraordinary DPS]					
CTM	15,0	25,0	-40,0%	10/06/2024	10/09/2024	23/09/2024
Dari Couspate	120	85	41,2%	28/06/2024	18/07/2024	29/07/2024
Delta Holding	1,5	1,4	7,1%	16/05/2024	10/07/2024	19/07/2024
Disty Technologies	15	10	50,0%	06/06/2024	09/07/2024	18/07/2024
Disway	35	35	0,0%	17/05/2024	25/06/2024	04/07/2024
Delattre Levivier Maroc	0	0	-			
Ennaki Automobiles	2,14	1,89	13,2%	19/04/2024	10/07/2024	19/07/2024
Eqdom	55,0	55,0	0,0%	30/05/2024	20/06/2024	01/07/2024
Fenie Brossette	0	0	-	25/06/2024		
HPS	6,8	6,0	13,3%	26/06/2024	17/07/2024	26/07/2024
IB Maroc	0	0	-			
Immorente	1,0	1,0	4,0%	04/04/2024	22/04/2024	30/04/2024
	2,2	2,0			11/06/2024	24/06/2024
	1,0	1,0			19/09/2024	30/09/2024
	1,0	1,0			11/12/2024	20/12/2024
Involys	0	0	-	28/06/2024		
Jet Contractors	7	0	-	30/05/2024	09/07/2024	18/07/2024
Label Vie	96,8	86,4	12,0%	03/06/2024	20/06/2024	01/07/2024
LafargeHolcim Maroc	66	66	0,0%	23/05/2024	06/06/2024	20/06/2024
Lesieur Cristal	2,0	4,5	-55,6%	15/05/2024	26/06/2024	05/07/2024
M2M Group	0	0	-	26/06/2024		
Maghreb Oxygène	4,0	4,0	0,0%	21/03/2024	03/04/2024	16/04/2024
Maghrébaïl	50	50	0,0%	29/05/2024	06/08/2024	15/08/2024
Managem	30,0	30,0	0,0%	06/06/2024	20/06/2024	01/07/2024
Maroc Leasing	14	14	0,0%	10/05/2024	18/09/2024	27/09/2024
Maroc Telecom	4,2	2,2	91,8%	28/03/2024	03/09/2024	12/09/2024
Marsa Maroc	9	8	6,3%	25/06/2024	24/07/2024	07/08/2024
Med Paper	0,0	0,0	-	27/06/2024		
Microdata	34	25	36,0%	26/06/2024	15/07/2024	24/07/2024
Mutandis	10,5	8,5	23,5%	03/04/2024	27/06/2024	10/07/2024
TGCC	8	6	25,0%	07/06/2024	12/07/2024	23/07/2024
Oulmès	22,0	16,5	33,3%	14/05/2024	26/06/2024	05/07/2024
Promopharm	0	40	-	20/06/2024		
RDS	0,0	0,0	-	05/06/2024		
Rebab Company	0	0	-	24/06/2024		
Risma	6,0	0,0	-	20/06/2024	18/07/2024	29/07/2024
S2M	0	0	-	27/06/2024		
SANLAM Maroc	77,0	36,0	113,9%	06/06/2024	22/08/2024	30/08/2024
Salafin	14,3	13,5	5,6%	14/05/2024	27/05/2024	05/06/2024
	14,25 [Extraordinary DPS]	13,50 [Extraordinary DPS]				
SBM	160,0	145,5	-	07/05/2024	06/06/2024	20/06/2024
SMI	80	0	-	06/06/2024	20/06/2024	01/07/2024
SNEP	0,0	16,0	-	26/06/2024		
Sonasid	21	30	-30,0%	14/06/2024	12/07/2024	23/07/2024
Sothema	17,0	25,0	-32,0%	22/05/2024	21/06/2024	02/07/2024
SRM	0	0	-	14/06/2024		
Stokvis	0,0	0,0	-	10/05/2024		
Stroc Industrie	0	0	-	28/06/2024		
Taqa Morocco	35,0	35,0	0,0%	23/05/2024	20/06/2024	28/06/2024
Timar	0	0	-	28/05/2024		
TotalEnergies Marketing Maroc	56,0	56,0	-	06/06/2024	19/06/2024	27/06/2024
Unimer	1	1	-	27/06/2024	09/09/2024	20/09/2024
Wafa Assurance	140,0	130,0	7,7%	15/05/2024	11/06/2024	26/06/2024
Zellidja	0	0	-	24/06/2024		

#### Attijari Global Research

Mahat Zerhouni  
+212 529 03 68 16  
m.zerhouni@attijari.ma

#### Attijari Intermédiation

Anis Hares  
+212 529 03 68 34

Alae Yahya  
+212 529 03 68 15

Sofia Mohcine  
+212 522 49 59 52

Mehdi Benchekroun  
+212 529 03 68 14



Attijari  
Global Research