

# CASABLANCA CLOSING EQUITY

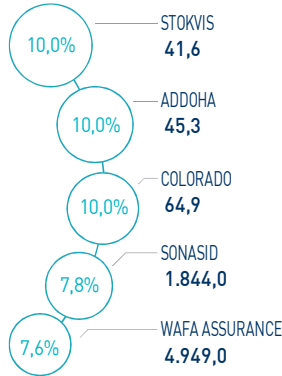
20 MARCH 2025

## MARKET INSIGHT

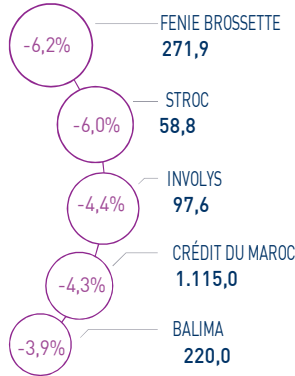
<b>  MASI  </b> 17.366 pts	<b>  MSI20  </b> 1.409 pts	<b>  CAPI  </b> 898 MAD Bn	<b>  VOLUME  </b> 941 MAD Mn
↑ Daily 1,01%	↑ Daily 0,87%	↑ High 898	MC 941
↑ YTD 17,55%	↑ YTD 18,07%	↓ Low 766	MB -

## THE DAY IN REVIEW

### TOP PERFORMERS



### BOTTOM PERFORMERS

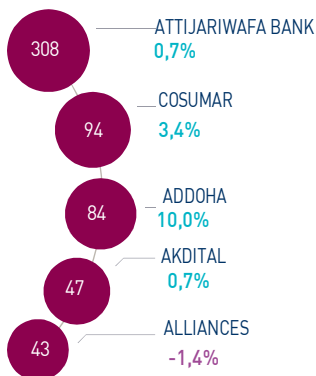


At the end of today's trading session, the MASI index recorded an increase of +1.01% to settle at 17,366 points.

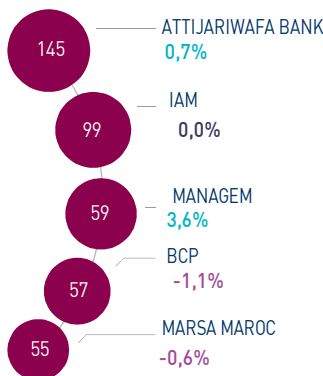
In this context, the YTD performance of the market stood at +17.55%.

Stokvis topped the highest increases up +10.0% while Fenie Brossette Group decreased by -6.2% recording the strongest decrease of this trading session.

### MOST ACTIVE (MAD Mn)



### LARGEST CAP (MAD Bn)



Volume traded on the official market settled at MAD 941 Mn. This was mainly driven by Attijariwafa bank, Cosumar, Addoha which represent half of the total flow.

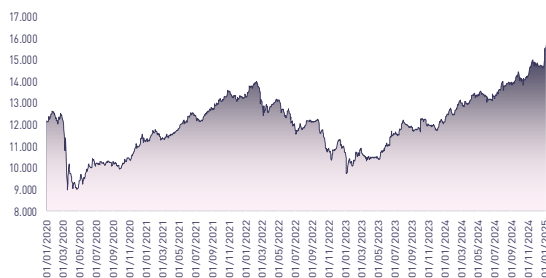
### Attijari Global Research

Mahat Zerhouni  
+212 529 03 68 16  
m.zerhouni@attijari.ma

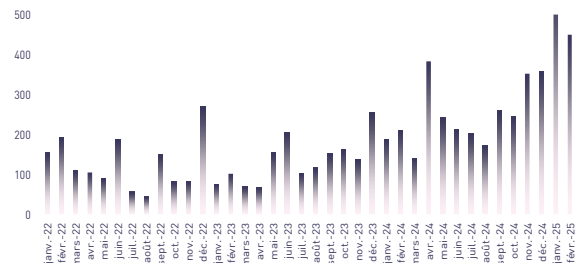
### Attijari Intermédiation

Anis Hares  
+212 529 03 68 34  
Alae Yahya  
+212 529 03 68 15  
Sofia Mohcine  
+212 529 03 68 21  
Mehdi Benckroun  
+212 529 03 68 14

## MASI INDEX EVOLUTION (pts)



## ADV- MONTHLY BASIS VOLUME (MAD Mn)



## KEY ECONOMIC RELEASES/EVENTS OVER THE WEEK

**| Mar. 20<sup>th</sup> | 2025**

LafargeHolcim Maroc: Consolidated net income up +18% in 2024, to settle at MAD 1,826 Mn. The DPS is raised to MAD 70.

**| Mar. 20<sup>th</sup> | 2025**

In 2024, the NIGS of Cosumar stood at MAD 850 Mn, down by-16%. The DPS stable at MAD 10.

**| Mar. 20<sup>th</sup> | 2025**

In 2024, Delta Holding's NIGS up 56% to mad 295Mn. The DPS raised to MAD 2.25.

**| Mar. 20<sup>th</sup> | 2025**

In 2024, Colorado's net income settle at MAD 45 MN, up +17%. The DPS raised to MAD 2.60.



Attijari Global Research



# CASABLANCA CLOSING

## EQUITY

### DAILY STOCK ON MARCH 20<sup>th</sup>, 2025

20/03/2025	Close	Day	YTD	Max 2025	Min 2025	Quantity	P/E 24E	P/B 24E	D/Y 24E
Addoha	45,27	9,99%	15,19%	46,56	40,00	1.922.639	70,0	2,0	0,0%
AFMA	1.200,0	0,84%	8,99%	1.200,0	1.080,0	83	18,2	19,4	4,6%
Afric Industries	319,0	-1,85%	4,95%	335,0	299,0	124	19,4	2,2	6,3%
Afriquia Gaz	4.650,0	0,76%	23,67%	4.847,0	3.759,0	1.736	21,4	4,9	3,8%
Agma	7.000,0	0,03%	1,82%	7.000,0	6.466,0	40	21,1	8,9	4,0%
Akdital	1.221,0	0,74%	16,06%	1.226,0	1.100,0	38.840	73,3	6,6	0,6%
Alliances	551,0	-1,43%	14,79%	610,5	506,0	78.530	42,4	3,3	0,5%
Aluminium du Maroc	1.630,0	0,31%	13,04%	1.630,0	1.400,0	32	19,0	3,1	6,1%
Aradei Capital	486,5	1,35%	1,36%	495,0	470,0	6.321	21,9	1,2	4,5%
AtlantaSanad	144,0	1,41%	12,94%	167,8	125,3	12.505	19,5	3,7	4,1%
Attijariwafa bank	675,0	0,73%	18,63%	675,0	583,0	457.723	15,7	2,3	2,6%
Auto Hall	76,40	0,45%	15,76%	79,00	64,20	6.244	N.S	2,6	2,6%
Auto Nejma	2.068,0	0,00%	0,00%	2.068,0	2.068,0	0	13,1	1,7	4,5%
Balima	220,0	-3,93%	0,46%	231,8	219,0	1	38,4	3,1	2,5%
BCP	280,0	-1,06%	1,82%	290,0	276,0	95.530	12,4	1,4	3,8%
BoA	200,0	1,57%	-2,44%	215,1	185,0	87.196	13,3	1,5	3,5%
BMCI	614,0	-2,54%	5,86%	665,0	595,0	3.675	20,0	1,1	3,9%
Cartier Saada	34,50	0,00%	-1,43%	35,98	32,00	449	18,6	1,2	0,0%
CFG Bank	232,0	0,87%	4,50%	252,0	224,0	24.697	31,7	4,5	1,5%
CIH Bank	430,0	-2,05%	8,86%	475,0	395,0	2.667	16,2	1,9	3,7%
Cimar	1.875,0	-1,83%	-0,27%	2.008,0	1.870,0	6.999	26,6	7,8	3,7%
CMGP Group	328,5	4,29%	13,28%	366,0	305,5	56.609	31,4	2,4	1,9%
CMT	1.919,0	5,44%	18,75%	1.980,0	1.620,0	1.638	15,7	3,4	2,6%
Colorado	64,89	9,98%	15,88%	64,9	57,5	20.973	23,5	3,1	3,9%
Cosumar	213,0	3,40%	12,11%	215,0	187,0	439.338	23,3	3,4	3,8%
Crédit du Maroc	1.115,0	-4,29%	19,89%	1.180,0	950,0	6.012	17,2	1,6	4,0%
CTM	1.150,0	1,50%	4,83%	1.239,0	1.023,0	241	16,9	3,6	1,3%
Dari Couspate	3.201,0	0,00%	-7,22%	3.719,0	3.201,0	0	19,9	2,7	3,7%
Delattre Levivier	40,00	0,00%	0,00%	40,00	40,00	0	N.S	N.S	0,0%
Delta Holding	74,00	2,07%	29,82%	74,00	58,00	332.082	24,5	2,6	2,2%
Diac Salaf	26,25	0,00%	0,00%	26,25	26,25	0	N.S	N.S	0,0%
Disty Technologies	307,8	2,26%	18,61%	327,0	269,9	821	17,8	1,8	4,9%
Disway	780,0	0,27%	22,26%	780,0	631,3	639	23,3	2,2	4,5%
Ennaki	34,86	4,06%	5,60%	36,00	32,00	29.560	6,8	1,2	6,1%
Eqdom	1.067,0	0,38%	-17,09%	1.287,0	1.040,0	64	20,1	1,2	5,2%
Fenie Brossette	271,9	-6,24%	155,43%	303,0	105,1	12.260	48,8	2,8	0,0%
HPS	616,1	-1,33%	1,50%	691,0	600,0	1.884	43,4	5,6	1,1%
IAM	112,20	0,00%	36,81%	116,00	82,90	331.246	16,1	6,6	1,3%
IB Maroc	40,50	1,33%	15,98%	43,00	32,80	630	N.S	N.S	0,0%
Immorente	90,41	-1,73%	0,46%	92,35	88,50	20.365	17,3	1,0	5,9%
Invyls	97,6	-4,36%	1,37%	105,0	96,60	426	21,3	0,4	0,0%
Jet Contractors	2.700,0	0,37%	42,86%	2.700,0	2.078,0	8.677	N.S	7,0	0,3%
Label Vie	4.449,0	1,11%	5,93%	4.449,0	3.900,0	2.024	24,6	3,8	2,2%
LafargeHolcim Maroc	1.920,0	0,79%	-0,78%	2.050,0	1.893,0	7.539	28,9	3,9	3,4%
Lesieur Cristal	278,9	0,00%	-7,03%	290,0	265,1	0	N.S	4,1	0,7%
M2M Group	511,1	1,21%	-3,38%	564,0	502,0	6	35,6	2,4	0,0%
Maghreb Oxygène	430,0	-3,91%	75,47%	582,9	240,1	141	28,1	1,1	0,9%
Maghrébail	940,0	0,00%	4,44%	940,0	900,0	0	9,6	1,1	5,3%
Managem	5.011,0	3,60%	73,45%	5.011,0	2.833,0	2.328	N.S	5,4	0,6%
Maroc Leasing	372,0	0,00%	0,54%	392,2	370,0	15	10,4	0,9	3,8%
Marsa Maroc	745,1	-0,60%	39,01%	749,6	559,9	35.074	47,6	17,1	1,1%
Med Paper	23,01	4,12%	12,08%	23,9	20,7	34.253	18,3	3,4	0,0%
Microdata	820,0	1,86%	35,54%	820,0	629,0	5.846	21,1	7,2	4,7%
Mutandis	316,9	2,21%	4,23%	342,0	300,0	2.424	23,0	1,9	3,3%
Outimès	1.250,0	0,00%	1,38%	1.381,0	1.222,0	4	35,7	3,4	1,8%
Promopharm	995,0	0,00%	4,74%	1.034,0	938,0	0	18,2	1,9	0,0%
Rebab	88,00	-3,30%	-12,00%	103,0	78,5	10	N.S	0,6	0,0%
RDS	115,00	0,83%	52,93%	130,00	77,00	69.085	N.S	0,7	0,0%
Risma	310,0	0,00%	38,36%	310,0	224,5	14.378	28,2	2,9	1,9%
S2M	430,0	-1,83%	82,98%	440,0	248,5	312	14,5	3,6	0,0%
Sanlam Maroc	1.822,0	0,05%	-0,38%	2.030,0	1.756,0	12	9,6	1,3	4,4%
Salafin	581,5	0,28%	6,11%	620,0	538,0	21.729	19,1	2,1	4,9%
Samir	127,8	0,00%	0,00%	127,8	127,8	0	N.S	N.S	0,0%
SBM	2.350,0	0,00%	-0,42%	2.479,0	2.291,0	0	17,4	3,9	5,4%
SMI	2.439,0	1,63%	23,74%	3.000,0	1.958,0	609	16,2	2,8	4,1%
SNEP	661,0	2,16%	11,09%	665,0	590,0	9.179	N.S	2,1	0,0%
Sonasis	1.844,0	7,77%	87,42%	1.844,0	1.050,0	5.739	65,9	3,9	1,6%
Sothema	1.070,0	-0,74%	15,68%	1.163,0	925,0	8	27,4	4,6	1,6%
SRM	410,0	0,00%	2,50%	496,0	396,1	307	N.S	0,9	0,0%
Stokvis Nord Afrique	41,60	9,99%	154,12%	41,60	15,92	101.344	N.S	N.S	0,0%
Stroc Industrie	58,80	-5,97%	39,83%	62,53	42,00	32.510	N.S	N.S	0,0%
TAGA Morocco	1.898,0	5,56%	41,64%	1.898,0	1.370,0	7.406	44,6	6,8	1,8%
TGCC	724,00	-0,82%	52,10%	730,0	510,0	35.441	39,6	12,6	1,1%
TotalEnergies Maroc	1.590,0	0,63%	6,00%	1.639,0	1.500,0	1.087	22,6	5,8	3,5%
UNIMER	172,0	0,00%	1,18%	177,0	160,0	0	N.S	2,0	0,0%
Wafa Assurance	4.949,0	7,59%	10,96%	4.949,0	4.336,0	590	22,3	1,8	3,0%
Zellidja	158,0	5,33%	54,90%	158,0	108,0	4	27,0	1,7	0,0%
MASI	17.366,1	1,01%	17,55%	17.366,1	15.087,3	-	22,2	4,9	2,3%

Multiples reflect 2024 forecasts reported to the current stock market capitalization



Attijari  
Global Research



# CASABLANCA CLOSING

## EQUITY

### H1 2024 FINANCIAL FIGURES

MAD Mn	Turnover			EBIT			Net Income (Group Share)		
	H1 2024	H1 2023	Change	H1 2024	H1 2023	Change	H1 2024	H1 2023	Change
Maroc Telecom	18.260	18.399	-0,8%	5.935	6.052	-1,9%	2.943	2.935	0,3%
Cosumar	4.983	4.958	0,5%	685	658	4,2%	412	369	11,6%
<b>Food-processing</b>									
SBM	1.115	1.208	-7,7%	119	188	-36,7%	75	112	-33,1%
Lesieur Cristal	2.711	3.039	-10,8%	131	89	47,2%	79	23	MAD +56 Mn
Mutandis	965	960	0,6%	104	81	28,2%	107	39	177,0%
Dari Couspate	400	428	-6,4%	32	22	45,6%	23	16	47,6%
Oulmès	1.370	1.165	17,6%	90	62	44,8%	24	21	15,3%
Unimer	570	623	-8,5%	-2	-9	MAD +7 Mn	-53	-45	MAD -8 Mn
<b>Banks</b>									
Attijariwafa bank	17.023	14.605	16,6%	8.784	6.661	31,9%	4.906	3.614	35,7%
Bank Of Africa	9.572	8.377	14,3%	3.611	2.799	29,0%	1.942	1.414	37,3%
BCP	12.838	11.740	9,4%	4.565	4.167	9,6%	2.584	2.345	10,2%
CFG Bank	424	309	37,5%	140	91	53,7%	109	65	68,3%
Crédit du Maroc	1.606	1.426	12,6%	712	534	33,2%	391	286	36,8%
CIH Bank	2.333	2.219	5,2%	788	788	0,0%	442	413	7,1%
BMCI	1.887	1.695	11,4%	380	364	4,6%	211	217	-3,0%
<b>Insurance</b>									
SANLAM Maroc	3.535	3.493	1,2%	539	234	130,6%	376	208	80,7%
Wafa Assurance	7.100	6.533	8,7%	758	606	25,2%	643	550	16,8%
AtlantaSanad	3.096	3.085	0,3%	305	302	0,9%	250	245	2,0%
AFMA	159	144	10,6%	71	66	7,0%	46	41	14,4%
Agma Lahlou-Tazi	88	84	4,2%	49	48	0,8%	36	34	4,7%
<b>Building materials</b>									
TGCC	3.543	2.860	23,9%	409	213	91,8%	259	122	113,1%
Delta Holding	1.375	1.323	3,9%	170	137	23,5%	142	79	81,4%
SNEP	256	478	-46,4%	-35	5	MAD -39 Mn	-32	-21	MAD -12 Mn
Sonasid	2.437	2.543	-4,2%	52	56	-7,9%	21	19	12,7%
Colorado	282	297	-5,1%	34	29	16,9%	21	16	30,6%
Aluminium du Maroc	605	671	-9,7%	59	44	35,4%	23	5	MAD +19 Mn
Jet Contractors	1.380	991	39,3%	197	60	MAD +137 Mn	89	24	MAD +65 Mn
<b>CM</b>									
LafargeHolcim Maroc	3.691	4.130	-10,6%	1.460	1.468	-0,5%	756	826	-8,4%
Ciments du Maroc	1.999	2.159	-7,4%	661	666	-0,7%	433	438	-1,2%
<b>R. Estate</b>									
Alliances	1.209	1.003	20,6%	243	230	5,6%	165	106	55,4%
RDS	92	254	-63,6%	2	14	-83,7%	-17	-8	MAD -9 Mn
Addoha	1.688	1.406	20,0%	319	148	116,1%	186	95	94,7%
Taqa Morocco	5.651	7.448	-24,1%	1.417	1.379	2,8%	526	458	14,8%
<b>Energy</b>									
TotalEnergies Marketing Maroc	8.436	8.208	2,8%	604	175	MAD +429 Mn	406	97	MAD +309 Mn
Afrikaia Gaz	4.253	4.433	-4,0%	551	548	0,4%	353	349	1,0%
<b>Dis</b>									
Label Vie	7.783	7.533	3,3%	304	302	1,0%	259	221	17,2%
<b>Auto</b>									
Auto Hall	2.432	2.197	10,7%	131	57	130,5%	19	-12	MAD +31 Mn
Auto Nejma	1.319	1.088	21,3%	155	134	15,4%	81	87	-6,1%
<b>Por</b>									
Marsa Maroc	2.482	2.119	17,1%	1.074	769	39,8%	626	433	44,6%
<b>Mining</b>									
Managem	4.408	4.182	5,4%	671	643	4,4%	259	305	-15,2%
CMT	281	275	2,1%	144	139	3,4%	93	91	3,1%
SMI	571	532	7,4%	156	66	135,4%	116	44	164,6%
Disway	842	924	-8,9%	47	58	-19,4%	35	39	-10,2%
Disty Technologies	247	291	-15,2%	15	16	-6,1%	10	12	-14,3%
<b>IT</b>									
HPS	553	545	1,6%	75	93	-19,5%	40	46	-12,3%
Microdata	555	550	0,9%	81	78	3,7%	61	53	16,0%
S2M	148	130	13,5%	10	12	-14,0%	7	5	29,4%
Involys	20	14	43,7%	2	-3	MAD +5 Mn	1	-4	MAD +5 Mn
M2M Group	55	33	67,9%	9	-15	MAD +24 Mn	6	-21	MAD +28 Mn
<b>Leasing</b>									
Maghrebail	197	165	19,1%	119	107	10,6%	68	63	8,1%
Maroc Leasing	127	180	-29,3%	73	83	-12,3%	42	46	-8,0%
Salafin	186	192	-3,3%	75	68	10,8%	42	39	6,8%
Eqdom	278	287	-2,9%	92	90	2,1%	62	56	10,3%
<b>Others</b>									
Aradei Capital	298	295	0,9%	183	185	-1,1%	76	74	3,2%
Akdital	1.249	828	50,8%	205	126	62,5%	113	67	68,6%
Sothema	1.328	1.184	12,1%	242	216	12,2%	164	152	7,7%
Ennaki Automobiles	1.104	1.047	5,5%	104	88	17,5%	88	68	28,8%
Promopharm	434	383	13,3%	44	43	3,8%	24	25	-4,6%
CTM	360	293	22,8%	0	11	-98,9%	12	19	-34,6%
Maghreb Oxygène	149	145	3,1%	3	5	-25,9%	8	9	-9,0%
Balima	27	27	-3,1%	8	4	86,6%	5	2	MAD +4 Mn
Med Paper	49	56	-11,7%	6	6	-1,9%	4	3	16,8%
Afric Industries	20	19	5,8%	4	3	47,1%	2	2	38,2%
Immorente Invest	38	34	12,2%	24	22	9,8%	17	17	-3,1%
Fenie Brossette	343	307	11,7%	12	10	24,8%	8	7	10,8%
SRM	141	126	12,0%	-8	-6	MAD -2 Mn	-11	-9	MAD -1 Mn
Zellidja	343	307	11,7%	11	8	43,3%	3	2	71,9%
Rebab Company	0	0	0,0%	0	0	MAD 0 Mn	0	0	MAD +1 Mn
Stroc Industrie	49	49	0,5%	-2	-5	MAD +3 Mn	-7	-11	MAD +3 Mn
IB Maroc.com	NC	NC	-	NC	NC	-	NC	NC	-
Stokvis Nord Afrique	69	83	-17,1%	-14	-9	MAD -5 Mn	-24	-33	MAD +9 Mn
Risma	597	594	0,5%	116	135	-14,0%	75	82	-8,8%
DLM	NC	NC	-	NC	NC	-	NC	NC	-







# CASABLANCA CLOSING

## EQUITY

### 2023 DIVIDENDS

Stock	DPS 2023	DPS 2022	Change	GM Date	Ex-Dividend Date	Date of payment
Addoha	0	0	-	25/06/2024		
AFMA	55	55	0,0%	11/06/2024	03/09/2024	12/09/2024
Africa Industries	20	20	0,0%	11/06/2024	16/07/2024	25/07/2024
Afrikaia Gaz	140	140	0,0%	21/03/2024	02/04/2024	16/04/2024
Agma	275	255	7,8%	29/05/2024	16/07/2024	25/07/2024
Akdital	6,00	3,25	84,6%	13/06/2024	31/07/2024	09/08/2024
Alliances	3,0	-	-	10/06/2024	11/07/2024	22/07/2024
Aluminium du Maroc	90	70	28,6%	25/06/2024	01/08/2024	09/08/2024
Aradei Capital	5,88	19,19	6,7%	28/06/2024	18/07/2024	29/07/2024
	14,59 [Extraordinary DPS]					
AtlantaSanad	5,7	5,5	3,6%	21/05/2024	20/06/2024	28/06/2024
Attijariwafa bank	16,5	15,5	6,5%	11/06/2024	10/07/2024	19/07/2024
Auto Hall	2,0	3,5	-42,9%	29/05/2024	20/06/2024	01/07/2024
Auto Nejma	94	110	45,3%	08/04/2024	23/05/2024	03/06/2024
		15 [Extraordinary DPS]				
Balima	5,5	5,5	0,0%	24/06/2024	16/07/2024	25/07/2024
BCP	10,0	9,0	11,1%	28/06/2024	19/07/2024	31/07/2024
Bank of Africa	4	4	0,0%	25/06/2024	17/07/2024	26/07/2024
BMCI	18	18	0,0%	28/06/2024	17/07/2024	26/07/2024
Cartier Saada	0	0	-			
Crédit du Maroc	34,2	27,0	26,7%	13/06/2024	09/07/2024	18/07/2024
CFG Bank	3,3	-	-	30/05/2024	11/06/2024	24/06/2024
CIH Bank	14	14	0,0%	13/06/2024	09/07/2024	18/07/2024
Cimar	60,0	60,0	16,7%	29/05/2024	02/07/2024	15/07/2024
	10 [Extraordinary DPS]					
CMT	0	60	-			
Colorado	2,25	2,0	12,5%	15/05/2024	06/06/2024	20/06/2024
Cosumar	7,0	7,0	0,0%	06/06/2024	11/07/2024	22/07/2024
	3 [Extraordinary DPS]					
CTM	15,0	25,0	-40,0%	10/06/2024	10/09/2024	23/09/2024
Dari Couspate	120	85	41,2%	28/06/2024	18/07/2024	29/07/2024
Delta Holding	1,5	1,4	7,1%	16/05/2024	10/07/2024	19/07/2024
Disty Technologies	15	10	50,0%	06/06/2024	09/07/2024	18/07/2024
Disway	35	35	0,0%	17/05/2024	25/06/2024	04/07/2024
Delattre Levivier Maroc	0	0	-			
Ennaki Automobiles	2,14	1,89	13,2%	19/04/2024	10/07/2024	19/07/2024
Eqdom	55,0	55,0	0,0%	30/05/2024	20/06/2024	01/07/2024
Fenie Brossette	0	0	-	25/06/2024		
HPS	6,8	6,0	13,3%	26/06/2024	17/07/2024	26/07/2024
IB Maroc	0	0	-			
Immorente	1,0	1,0	4,0%	04/04/2024	22/04/2024	30/04/2024
	2,2	2,0			11/06/2024	24/06/2024
	1,0	1,0			19/09/2024	30/09/2024
	1,0	1,0			11/12/2024	20/12/2024
Involys	0	0	-	28/06/2024		
Jet Contractors	7	0	-	30/05/2024	09/07/2024	18/07/2024
Label Vie	96,8	86,4	12,0%	03/06/2024	20/06/2024	01/07/2024
LafargeHolcim Maroc	66	66	0,0%	23/05/2024	06/06/2024	20/06/2024
Lesieur Cristal	2,0	4,5	-55,6%	15/05/2024	26/06/2024	05/07/2024
M2M Group	0	0	-	26/06/2024		
Maghreb Oxygène	4,0	4,0	0,0%	21/03/2024	03/04/2024	16/04/2024
Maghrébaïl	50	50	0,0%	29/05/2024	06/08/2024	15/08/2024
Managem	30,0	30,0	0,0%	06/06/2024	20/06/2024	01/07/2024
Maroc Leasing	14	14	0,0%	10/05/2024	18/09/2024	27/09/2024
Maroc Telecom	4,2	2,2	91,8%	28/03/2024	03/09/2024	12/09/2024
Marsa Maroc	9	8	6,3%	25/06/2024	24/07/2024	07/08/2024
Med Paper	0,0	0,0	-	27/06/2024		
Microdata	34	25	36,0%	26/06/2024	15/07/2024	24/07/2024
Mutandis	10,5	8,5	23,5%	03/04/2024	27/06/2024	10/07/2024
TGCC	8	6	25,0%	07/06/2024	12/07/2024	23/07/2024
Oulmès	22,0	16,5	33,3%	14/05/2024	26/06/2024	05/07/2024
Promopharm	0	40	-	20/06/2024		
RDS	0,0	0,0	-	05/06/2024		
Rebab Company	0	0	-	24/06/2024		
Risma	6,0	0,0	-	20/06/2024	18/07/2024	29/07/2024
S2M	0	0	-	27/06/2024		
SANLAM Maroc	77,0	36,0	113,9%	06/06/2024	22/08/2024	30/08/2024
Salafin	14,3	13,5	5,6%	14/05/2024	27/05/2024	05/06/2024
	14,25 [Extraordinary DPS]	13,50 [Extraordinary DPS]				
SBM	160,0	145,5	-	07/05/2024	06/06/2024	20/06/2024
SMI	80	0	-	06/06/2024	20/06/2024	01/07/2024
SNEP	0,0	16,0	-	26/06/2024		
Sonasid	21	30	-30,0%	14/06/2024	12/07/2024	23/07/2024
Sothema	17,0	25,0	-32,0%	22/05/2024	21/06/2024	02/07/2024
SRM	0	0	-	14/06/2024		
Stokvis	0,0	0,0	-	10/05/2024		
Stroc Industrie	0	0	-	28/06/2024		
Taqa Morocco	35,0	35,0	0,0%	23/05/2024	20/06/2024	28/06/2024
Timar	0	0	-	28/05/2024		
TotalEnergies Marketing Maroc	56,0	56,0	-	06/06/2024	19/06/2024	27/06/2024
Unimer	1	1	-	27/06/2024	09/09/2024	20/09/2024
Wafa Assurance	140,0	130,0	7,7%	15/05/2024	11/06/2024	26/06/2024
Zellidja	0	0	-	24/06/2024		

#### Attijari Global Research

Mahat Zerhouni  
+212 529 03 68 16  
m.zerhouni@attijari.ma

#### Attijari Intermédiation

Anis Hares  
+212 529 03 68 34

Alae Yahya  
+212 529 03 68 15

Sofia Mohcine  
+212 522 49 59 52

Mehdi Benchekroun  
+212 529 03 68 14



Attijari  
Global Research