



CASABLANCA CLOSING

EQUITY

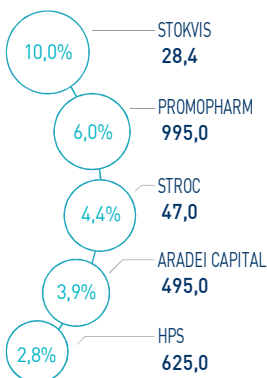
14 MARCH 2025

MARKET INSIGHT

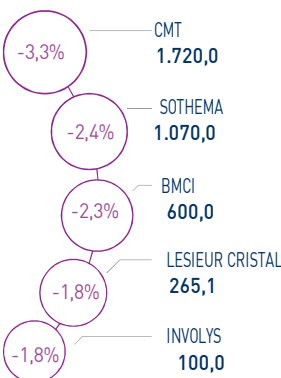
 MASI 16.614 pts	 MSI20 1.350 pts	 CAPI 854 MAD Bn	 VOLUME 508 MAD Mn
↗ Daily 0,75%	↗ Daily 0,87%	↗ High 876	MC 508
↗ YTD 12,46%	↗ YTD 13,13%	↘ Low 766	MB -

THE DAY IN REVIEW

TOP PERFORMERS



BOTTOM PERFORMERS

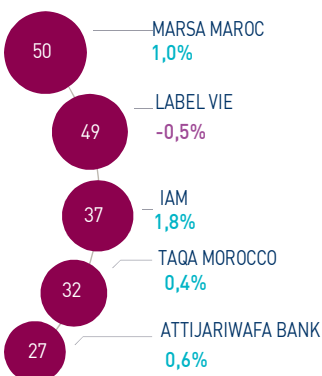


At the end of today's trading session, the MASI index recorded an increase of +0.75% to settle at 16,614 points.

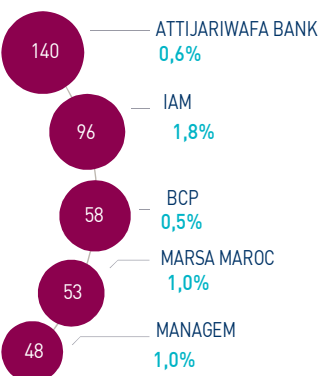
In this context, the YTD performance of the market stood at +12.46%.

Stokvis topped the highest increases up +10.0% while CMT decreased by -3.3% recording the strongest decrease of this trading session.

MOST ACTIVE (MAD Mn)



LARGEST CAP (MAD Bn)



Volume traded on the official market settled at MAD 508 Mn.

This was mainly driven by Marsa Maroc, Label Vie and Maroc Telecom which represent 27% of the total flow.

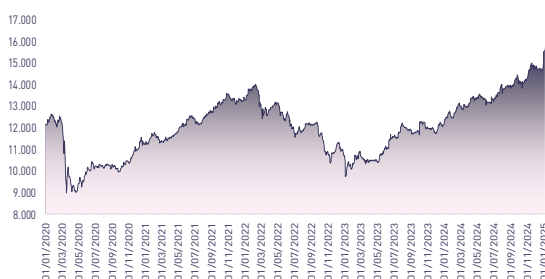
Attijari Global Research

Mahat Zerhouni
+212 529 03 68 16
m.zerhouni@attijari.ma

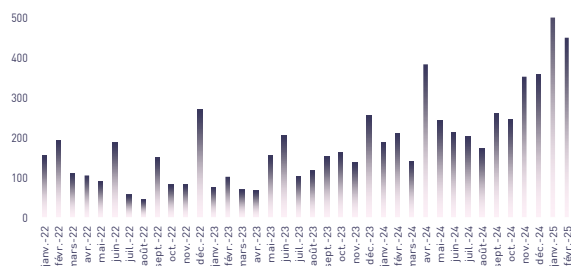
Attijari Intermédiation

Anis Hares
+212 529 03 68 34
Alae Yahya
+212 529 03 68 15
Sofia Mohcine
+212 529 03 68 21
Mehdi Benckroun
+212 529 03 68 14

MASI INDEX EVOLUTION (pts)



ADV- MONTHLY BASIS VOLUME (MAD Mn)



KEY ECONOMIC RELEASES/EVENTS OVER THE WEEK

| Mar. 14th | 2025

In 2024, Atlanta Sanad's consolidated net income rises by +4% to MAD 453 Mn. The DPS raised to MAD 5.8.

| Mar. 14th | 2025

The NIGS of Fenie Brossette recorded an increase of +130% to MAD 17 Mn.

| Mar. 13th | 2025

CIH Bank: NIGS up +23% in 2024 to settle at MAD 876 Mn. The DPS stable at MAD 14.

| Mar. 13th | 2025

In 2024, Aradei Capital's NIGS settle at MAD 297 Mn, up +9%. The DPS raised to 22 DH.



Attijari Global Research



CASABLANCA CLOSING

EQUITY



DAILY STOCK ON MARCH 14th, 2025

14/03/2025	Close	Day	YTD	Max 2025	Min 2025	Quantity	P/E 24E	P/B 24E	D/Y 24E
Addoha	41,00	0,00%	4,33%	46,56	40,00	486.260	63,4	1,8	0,0%
AFMA	1.170,0	0,00%	6,27%	1.175,0	1.080,0	20	17,7	18,9	4,7%
Afric Industries	324,0	1,25%	6,60%	335,0	299,0	50	19,7	2,2	6,2%
Afriquia Gaz	4.455,0	-0,34%	18,48%	4.847,0	3.759,0	2.024	20,5	4,7	3,9%
Agma	6.999,0	0,00%	1,80%	7.000,0	6.466,0	0	21,1	8,9	4,0%
Akdital	1.170,0	0,86%	11,22%	1.226,0	1.100,0	2.126	70,2	6,3	0,6%
Alliances	546,2	-0,16%	13,79%	610,5	506,0	44.403	42,0	3,3	0,5%
Aluminium du Maroc	1.599,0	0,00%	10,89%	1.627,0	1.400,0	0	18,6	3,0	6,3%
Aradei Capital	495,0	3,88%	3,14%	495,0	470,0	39.685	22,2	1,2	4,4%
AtlantaSanad	140,0	-0,04%	9,76%	167,8	125,3	132.401	18,9	3,6	4,2%
Attijariwafa bank	649,0	0,62%	14,06%	670,0	583,0	42.275	15,1	2,2	2,7%
Auto Hall	74,84	1,14%	13,39%	79,00	64,20	4.865	N.S	2,5	2,7%
Auto Nejma	2.068,0	0,00%	0,00%	2.068,0	2.068,0	0	13,1	1,7	4,5%
Balima	226,0	2,73%	3,20%	231,8	219,0	5	39,4	3,2	2,4%
BCP	284,0	0,46%	3,27%	290,0	276,0	66.351	12,6	1,4	3,7%
BoA	192,0	1,05%	-6,34%	215,1	185,0	70.269	12,7	1,5	3,6%
BMCI	600,0	-2,28%	3,45%	665,0	595,0	2.390	19,5	1,1	4,0%
Cartier Saada	33,89	1,77%	-3,17%	35,98	32,00	221	18,3	1,1	0,0%
CFG Bank	229,5	0,22%	3,38%	252,0	224,0	67.698	31,3	4,4	1,5%
CIH Bank	440,0	2,33%	11,39%	475,0	395,0	5.825	16,6	1,9	3,6%
Cimar	1.915,0	1,38%	1,86%	2.008,0	1.870,0	11.788	27,2	8,0	3,7%
CMGP Group	313,0	0,64%	7,93%	366,0	305,5	20.716	29,9	2,3	2,0%
CMT	1.720,0	-3,26%	6,44%	1.980,0	1.620,0	470	14,0	3,1	2,9%
Colorado	58,69	0,32%	4,80%	62,0	57,5	1.010	21,3	2,8	4,3%
Cosumar	205,0	1,99%	7,89%	215,0	187,0	101.537	22,4	3,3	3,9%
Crédit du Maroc	1.100,0	1,10%	18,28%	1.180,0	950,0	17.715	17,0	1,6	4,1%
CTM	1.087,0	0,83%	-0,91%	1.239,0	1.023,0	42	15,9	3,4	1,4%
Dari Couspate	3.201,0	0,00%	-7,22%	3.719,0	3.201,0	0	19,9	2,7	3,7%
Delattre Levivier	40,00	0,00%	0,00%	40,00	40,00	0	N.S	N.S	0,0%
Delta Holding	68,00	0,00%	19,30%	72,39	58,00	6.371	22,5	2,4	2,4%
Diac Salaf	26,25	0,00%	0,00%	26,25	26,25	0	N.S	N.S	0,0%
Disty Technologies	300,0	0,18%	15,61%	327,0	269,9	949	17,3	1,7	5,0%
Disway	770,0	2,27%	20,69%	770,0	631,3	955	23,0	2,2	4,5%
Ennaki	33,00	1,48%	-0,03%	36,00	32,00	192	6,4	1,1	6,5%
Eqdom	1.044,0	0,19%	-18,88%	1.287,0	1.040,0	10	19,7	1,2	5,3%
Fenie Brossette	256,5	1,40%	140,96%	256,5	105,1	33.185	46,0	2,6	0,0%
HPS	625,0	2,78%	2,97%	691,0	600,0	10.468	44,0	5,7	1,1%
IAM	108,95	1,82%	32,85%	116,00	82,90	342.574	15,6	6,4	1,3%
IB Maroc	39,99	0,30%	14,52%	43,00	32,80	365	N.S	N.S	0,0%
Immoyente	90,00	-1,10%	0,00%	92,35	88,50	5.705	17,2	1,0	5,9%
Invyls	100,0	-1,77%	3,92%	105,0	96,60	52	21,9	0,4	0,0%
Jet Contractors	2.470,0	1,86%	30,69%	2.698,0	2.078,0	5.760	N.S	6,4	0,3%
Label Vie	3.930,0	-0,51%	-6,43%	4.400,0	3.900,0	12.463	21,7	3,4	2,5%
LafargeHolcim Maroc	1.900,0	0,00%	-1,81%	2.050,0	1.893,0	6.560	28,6	3,9	3,5%
Lesieur Cristal	265,1	-1,81%	-11,63%	290,0	265,1	109	69,8	3,9	0,8%
M2M Group	540,0	0,00%	2,08%	564,0	516,0	0	37,6	2,6	0,0%
Maghreb Oxygène	450,0	1,12%	83,64%	582,9	240,1	9	29,4	1,2	0,9%
Maghrébail	940,0	0,00%	4,44%	940,0	900,0	0	9,6	1,1	5,3%
Managem	4.070,0	0,99%	40,88%	4.070,0	2.833,0	1.653	N.S	4,4	0,7%
Maroc Leasing	372,0	-0,27%	0,54%	392,2	370,0	76	10,4	0,9	3,8%
Marsa Maroc	718,0	0,98%	33,96%	742,5	559,9	70.284	45,8	16,4	1,2%
Med Paper	22,39	0,00%	9,06%	23,9	20,7	2.802	17,9	3,3	0,0%
Microdata	790,0	1,28%	30,58%	810,1	629,0	30	20,4	7,0	4,9%
Mutandis	305,0	1,33%	0,33%	342,0	300,0	372	22,2	1,9	3,4%
Outimès	1.223,0	0,00%	-0,81%	1.381,0	1.222,0	108	34,9	3,3	1,8%
Promopharm	995,0	5,96%	4,74%	1.034,0	938,0	10	18,2	1,9	0,0%
Rebab	91,00	0,00%	-9,00%	103,0	78,5	0	N.S	0,6	0,0%
RDS	114,00	0,93%	51,60%	130,00	77,00	21.288	N.S	0,7	0,0%
Risma	300,0	1,35%	33,90%	310,0	224,5	3.988	27,3	2,8	2,0%
S2M	430,0	0,00%	82,98%	435,0	248,5	111	14,5	3,6	0,0%
Sanlam Maroc	1.810,0	0,00%	-1,04%	2.030,0	1.756,0	0	9,5	1,3	4,5%
Salafin	583,9	0,00%	6,55%	620,0	538,0	0	19,2	2,1	4,9%
Samir	127,8	0,00%	0,00%	127,8	127,8	0	N.S	N.S	0,0%
SBM	2.302,0	0,09%	-2,46%	2.479,0	2.291,0	12	17,0	3,9	5,5%
SMI	2.300,0	-1,20%	16,69%	3.000,0	1.958,0	691	15,3	2,6	4,3%
SNEP	603,0	0,50%	1,34%	665,0	590,0	5.002	N.S	1,9	0,0%
Sonasis	1.450,0	2,04%	47,37%	1.576,0	1.050,0	6.066	51,8	3,1	2,1%
Sothema	1.070,0	-2,37%	15,68%	1.163,0	925,0	235	27,4	4,6	1,6%
SRM	423,5	0,00%	5,88%	496,0	396,1	0	N.S	0,9	0,0%
Stokvis Nord Afrique	28,43	9,98%	73,67%	28,43	15,92	20.667	N.S	N.S	0,0%
Stroc Industrie	47,00	4,44%	11,77%	49,39	42,00	11.142	N.S	N.S	0,0%
TAGA Morocco	1.640,0	0,43%	22,39%	1.699,0	1.370,0	19.840	38,5	5,8	2,1%
TGCC	670,00	1,21%	40,76%	725,8	510,0	36.712	36,6	11,6	1,2%
TotalEnergies Maroc	1.550,0	-0,64%	3,33%	1.639,0	1.500,0	1.080	22,0	5,7	3,6%
UNIMER	172,0	0,00%	1,18%	177,0	160,0	0	N.S	2,0	0,0%
Wafa Assurance	4.500,0	-1,10%	0,90%	4.890,0	4.336,0	220	20,2	1,7	3,3%
Zellidja	134,0	0,00%	31,37%	158,0	108,0	0	22,9	1,4	0,0%
MASI	16.613,7	0,75%	12,46%	17.086,6	15.087,3	-	21,1	4,6	2,5%

Multiples reflect 2024 forecasts reported to the current stock market capitalization



Attijari
Global Research



CASABLANCA CLOSING

EQUITY

H1 2024 FINANCIAL FIGURES

MAD Mn	Turnover			EBIT			Net Income (Group Share)		
	H1 2024	H1 2023	Change	H1 2024	H1 2023	Change	H1 2024	H1 2023	Change
Maroc Telecom	18.260	18.399	-0,8%	5.935	6.052	-1,9%	2.943	2.935	0,3%
Cosumar	4.983	4.958	0,5%	685	658	4,2%	412	369	11,6%
Food-processing									
SBM	1.115	1.208	-7,7%	119	188	-36,7%	75	112	-33,1%
Lesieur Cristal	2.711	3.039	-10,8%	131	89	47,2%	79	23	MAD +56 Mn
Mutandis	965	960	0,6%	104	81	28,2%	107	39	177,0%
Dari Couspate	400	428	-6,4%	32	22	45,6%	23	16	47,6%
Oulmès	1.370	1.165	17,6%	90	62	44,8%	24	21	15,3%
Unimer	570	623	-8,5%	-2	-9	MAD +7 Mn	-53	-45	MAD -8 Mn
Banks									
Attijariwafa bank	17.023	14.605	16,6%	8.784	6.661	31,9%	4.906	3.614	35,7%
Bank Of Africa	9.572	8.377	14,3%	3.611	2.799	29,0%	1.942	1.414	37,3%
BCP	12.838	11.740	9,4%	4.565	4.167	9,6%	2.584	2.345	10,2%
CFG Bank	424	309	37,5%	140	91	53,7%	109	65	68,3%
Crédit du Maroc	1.606	1.426	12,6%	712	534	33,2%	391	286	36,8%
CIH Bank	2.333	2.219	5,2%	788	788	0,0%	442	413	7,1%
BMCI	1.887	1.695	11,4%	380	364	4,6%	211	217	-3,0%
Insurance									
SANLAM Maroc	3.535	3.493	1,2%	539	234	130,6%	376	208	80,7%
Wafa Assurance	7.100	6.533	8,7%	758	606	25,2%	643	550	16,8%
AtlantaSanad	3.096	3.085	0,3%	305	302	0,9%	250	245	2,0%
AFMA	159	144	10,6%	71	66	7,0%	46	41	14,4%
Agma Lahlou-Tazi	88	84	4,2%	49	48	0,8%	36	34	4,7%
Building materials									
TGCC	3.543	2.860	23,9%	409	213	91,8%	259	122	113,1%
Delta Holding	1.375	1.323	3,9%	170	137	23,5%	142	79	81,4%
SNEP	256	478	-46,4%	-35	5	MAD -39 Mn	-32	-21	MAD -12 Mn
Sonasid	2.437	2.543	-4,2%	52	56	-7,9%	21	19	12,7%
Colorado	282	297	-5,1%	34	29	16,9%	21	16	30,6%
Aluminium du Maroc	605	671	-9,7%	59	44	35,4%	23	5	MAD +19 Mn
Jet Contractors	1.380	991	39,3%	197	60	MAD +137 Mn	89	24	MAD +65 Mn
CM									
LafargeHolcim Maroc	3.691	4.130	-10,6%	1.460	1.468	-0,5%	756	826	-8,4%
Ciments du Maroc	1.999	2.159	-7,4%	661	666	-0,7%	433	438	-1,2%
R. Estate									
Alliances	1.209	1.003	20,6%	243	230	5,6%	165	106	55,4%
RDS	92	254	-63,6%	2	14	-83,7%	-17	-8	MAD -9 Mn
Addoha	1.688	1.406	20,0%	319	148	116,1%	186	95	94,7%
Taqa Morocco	5.651	7.448	-24,1%	1.417	1.379	2,8%	526	458	14,8%
Energy									
TotalEnergies Marketing Maroc	8.436	8.208	2,8%	604	175	MAD +429 Mn	406	97	MAD +309 Mn
Afrikaia Gaz	4.253	4.433	-4,0%	551	548	0,4%	353	349	1,0%
Dis									
Label Vie	7.783	7.533	3,3%	304	302	1,0%	259	221	17,2%
Auto									
Auto Hall	2.432	2.197	10,7%	131	57	130,5%	19	-12	MAD +31 Mn
Auto Nejma	1.319	1.088	21,3%	155	134	15,4%	81	87	-6,1%
Por									
Marsa Maroc	2.482	2.119	17,1%	1.074	769	39,8%	626	433	44,6%
Mining									
Managem	4.408	4.182	5,4%	671	643	4,4%	259	305	-15,2%
CMT	281	275	2,1%	144	139	3,4%	93	91	3,1%
SMI	571	532	7,4%	156	66	135,4%	116	44	164,6%
Disway	842	924	-8,9%	47	58	-19,4%	35	39	-10,2%
Disty Technologies	247	291	-15,2%	15	16	-6,1%	10	12	-14,3%
IT									
HPS	553	545	1,6%	75	93	-19,5%	40	46	-12,3%
Microdata	555	550	0,9%	81	78	3,7%	61	53	16,0%
S2M	148	130	13,5%	10	12	-14,0%	7	5	29,4%
Involys	20	14	43,7%	2	-3	MAD +5 Mn	1	-4	MAD +5 Mn
M2M Group	55	33	67,9%	9	-15	MAD +24 Mn	6	-21	MAD +28 Mn
Leasing									
Maghrebail	197	165	19,1%	119	107	10,6%	68	63	8,1%
Maroc Leasing	127	180	-29,3%	73	83	-12,3%	42	46	-8,0%
Salafin	186	192	-3,3%	75	68	10,8%	42	39	6,8%
Eqdom	278	287	-2,9%	92	90	2,1%	62	56	10,3%
Others									
Aradei Capital	298	295	0,9%	183	185	-1,1%	76	74	3,2%
Akdital	1.249	828	50,8%	205	126	62,5%	113	67	68,6%
Sothema	1.328	1.184	12,1%	242	216	12,2%	164	152	7,7%
Ennaki Automobiles	1.104	1.047	5,5%	104	88	17,5%	88	68	28,8%
Promopharm	434	383	13,3%	44	43	3,8%	24	25	-4,6%
CTM	360	293	22,8%	0	11	-98,9%	12	19	-34,6%
Maghreb Oxygène	149	145	3,1%	3	5	-25,9%	8	9	-9,0%
Balima	27	27	-3,1%	8	4	86,6%	5	2	MAD +4 Mn
Med Paper	49	56	-11,7%	6	6	-1,9%	4	3	16,8%
Afric Industries	20	19	5,8%	4	3	47,1%	2	2	38,2%
Immorente Invest	38	34	12,2%	24	22	9,8%	17	17	-3,1%
Fenie Brossette	343	307	11,7%	12	10	24,8%	8	7	10,8%
SRM	141	126	12,0%	-8	-6	MAD -2 Mn	-11	-9	MAD -1 Mn
Zellidja	343	307	11,7%	11	8	43,3%	3	2	71,9%
Rebab Company	0	0	0,0%	0	0	MAD 0 Mn	0	0	MAD +1 Mn
Stroc Industrie	49	49	0,5%	-2	-5	MAD +3 Mn	-7	-11	MAD +3 Mn
IB Maroc.com	NC	NC	-	NC	NC	-	NC	NC	-
Stokvis Nord Afrique	69	83	-17,1%	-14	-9	MAD -5 Mn	-24	-33	MAD +9 Mn
Risma	597	594	0,5%	116	135	-14,0%	75	82	-8,8%
DLM	NC	NC	-	NC	NC	-	NC	NC	-





CASABLANCA CLOSING

EQUITY

2023 DIVIDENDS

Stock	DPS 2023	DPS 2022	Change	GM Date	Ex-Dividend Date	Date of payment
Addoha	0	0	-	25/06/2024		
AFMA	55	55	0,0%	11/06/2024	03/09/2024	12/09/2024
Africa Industries	20	20	0,0%	11/06/2024	16/07/2024	25/07/2024
Afrikaia Gaz	140	140	0,0%	21/03/2024	02/04/2024	16/04/2024
Agma	275	255	7,8%	29/05/2024	16/07/2024	25/07/2024
Akdital	6,00	3,25	84,6%	13/06/2024	31/07/2024	09/08/2024
Alliances	3,0	-	-	10/06/2024	11/07/2024	22/07/2024
Aluminium du Maroc	90	70	28,6%	25/06/2024	01/08/2024	09/08/2024
Aradei Capital	5,88	19,19	6,7%	28/06/2024	18/07/2024	29/07/2024
	14,59 [Extraordinary DPS]					
AtlantaSanad	5,7	5,5	3,6%	21/05/2024	20/06/2024	28/06/2024
Attijariwafa bank	16,5	15,5	6,5%	11/06/2024	10/07/2024	19/07/2024
Auto Hall	2,0	3,5	-42,9%	29/05/2024	20/06/2024	01/07/2024
Auto Nejma	94	110	45,3%	08/04/2024	23/05/2024	03/06/2024
		15 [Extraordinary DPS]				
Balima	5,5	5,5	0,0%	24/06/2024	16/07/2024	25/07/2024
BCP	10,0	9,0	11,1%	28/06/2024	19/07/2024	31/07/2024
Bank of Africa	4	4	0,0%	25/06/2024	17/07/2024	26/07/2024
BMCI	18	18	0,0%	28/06/2024	17/07/2024	26/07/2024
Cartier Saada	0	0	-			
Crédit du Maroc	34,2	27,0	26,7%	13/06/2024	09/07/2024	18/07/2024
CFG Bank	3,3	-	-	30/05/2024	11/06/2024	24/06/2024
CIH Bank	14	14	0,0%	13/06/2024	09/07/2024	18/07/2024
Cimar	60,0	60,0	16,7%	29/05/2024	02/07/2024	15/07/2024
	10 [Extraordinary DPS]					
CMT	0	60	-			
Colorado	2,25	2,0	12,5%	15/05/2024	06/06/2024	20/06/2024
Cosumar	7,0	7,0	0,0%	06/06/2024	11/07/2024	22/07/2024
	3 [Extraordinary DPS]					
CTM	15,0	25,0	-40,0%	10/06/2024	10/09/2024	23/09/2024
Dari Couspate	120	85	41,2%	28/06/2024	18/07/2024	29/07/2024
Delta Holding	1,5	1,4	7,1%	16/05/2024	10/07/2024	19/07/2024
Disty Technologies	15	10	50,0%	06/06/2024	09/07/2024	18/07/2024
Disway	35	35	0,0%	17/05/2024	25/06/2024	04/07/2024
Delattre Levivier Maroc	0	0	-			
Ennaki Automobiles	2,14	1,89	13,2%	19/04/2024	10/07/2024	19/07/2024
Eqdom	55,0	55,0	0,0%	30/05/2024	20/06/2024	01/07/2024
Fenie Brossette	0	0	-	25/06/2024		
HPS	6,8	6,0	13,3%	26/06/2024	17/07/2024	26/07/2024
IB Maroc	0	0	-			
Immorente	1,0	1,0	4,0%	04/04/2024	22/04/2024	30/04/2024
	2,2	2,0			11/06/2024	24/06/2024
	1,0	1,0			19/09/2024	30/09/2024
	1,0	1,0			11/12/2024	20/12/2024
Involys	0	0	-	28/06/2024		
Jet Contractors	7	0	-	30/05/2024	09/07/2024	18/07/2024
Label Vie	96,8	86,4	12,0%	03/06/2024	20/06/2024	01/07/2024
LafargeHolcim Maroc	66	66	0,0%	23/05/2024	06/06/2024	20/06/2024
Lesieur Cristal	2,0	4,5	-55,6%	15/05/2024	26/06/2024	05/07/2024
M2M Group	0	0	-	26/06/2024		
Maghreb Oxygène	4,0	4,0	0,0%	21/03/2024	03/04/2024	16/04/2024
Maghrébaïl	50	50	0,0%	29/05/2024	06/08/2024	15/08/2024
Managem	30,0	30,0	0,0%	06/06/2024	20/06/2024	01/07/2024
Maroc Leasing	14	14	0,0%	10/05/2024	18/09/2024	27/09/2024
Maroc Telecom	4,2	2,2	91,8%	28/03/2024	03/09/2024	12/09/2024
Marsa Maroc	9	8	6,3%	25/06/2024	24/07/2024	07/08/2024
Med Paper	0,0	0,0	-	27/06/2024		
Microdata	34	25	36,0%	26/06/2024	15/07/2024	24/07/2024
Mutandis	10,5	8,5	23,5%	03/04/2024	27/06/2024	10/07/2024
TGCC	8	6	25,0%	07/06/2024	12/07/2024	23/07/2024
Oulmès	22,0	16,5	33,3%	14/05/2024	26/06/2024	05/07/2024
Promopharm	0	40	-	20/06/2024		
RDS	0,0	0,0	-	05/06/2024		
Rebab Company	0	0	-	24/06/2024		
Risma	6,0	0,0	-	20/06/2024	18/07/2024	29/07/2024
S2M	0	0	-	27/06/2024		
SANLAM Maroc	77,0	36,0	113,9%	06/06/2024	22/08/2024	30/08/2024
Salafin	14,3	13,5	5,6%	14/05/2024	27/05/2024	05/06/2024
	14,25 [Extraordinary DPS]	13,50 [Extraordinary DPS]				
SBM	160,0	145,5	-	07/05/2024	06/06/2024	20/06/2024
SMI	80	0	-	06/06/2024	20/06/2024	01/07/2024
SNEP	0,0	16,0	-	26/06/2024		
Sonasid	21	30	-30,0%	14/06/2024	12/07/2024	23/07/2024
Sothema	17,0	25,0	-32,0%	22/05/2024	21/06/2024	02/07/2024
SRM	0	0	-	14/06/2024		
Stokvis	0,0	0,0	-	10/05/2024		
Stroc Industrie	0	0	-	28/06/2024		
Taqa Morocco	35,0	35,0	0,0%	23/05/2024	20/06/2024	28/06/2024
Timar	0	0	-	28/05/2024		
TotalEnergies Marketing Maroc	56,0	56,0	-	06/06/2024	19/06/2024	27/06/2024
Unimer	1	1	-	27/06/2024	09/09/2024	20/09/2024
Wafa Assurance	140,0	130,0	7,7%	15/05/2024	11/06/2024	26/06/2024
Zellidja	0	0	-	24/06/2024		

Attijari Global Research

Mahat Zerhouni
+212 529 03 68 16
m.zerhouni@attijari.ma

Attijari Intermédiation

Anis Hares
+212 529 03 68 34

Alae Yahya
+212 529 03 68 15

Sofia Mohcine
+212 522 49 59 52

Mehdi Benchekroun
+212 529 03 68 14



Attijari
Global Research