

CASABLANCA CLOSING EQUITY

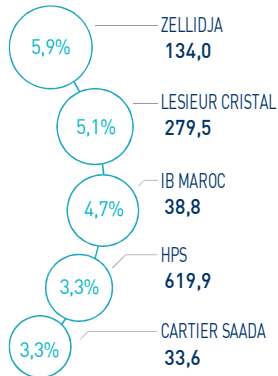
10 MARCH 2025

MARKET INSIGHT

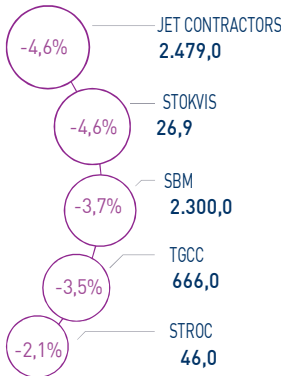
| | | | |
|----------------------------|----------------------------|----------------------------|------------------------------|
| MASI 16.583 pts | MSI20 1.344 pts | CAPI 853 MAD Bn | VOLUME 121 MAD Mn |
| ↘ Daily -0,16% | ↘ Daily -0,11% | ↗ High 876 | MC 121 |
| ↗ YTD 12,25% | ↗ YTD 12,64% | ↘ Low 766 | MB - |

THE DAY IN REVIEW

TOP PERFORMERS



BOTTOM PERFORMERS

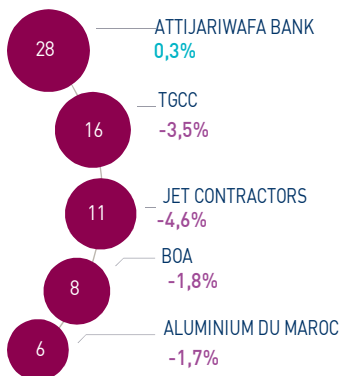


At the first trading session of the week, the MASI index recorded a decrease of -0.16% to settle at 16,583 points.

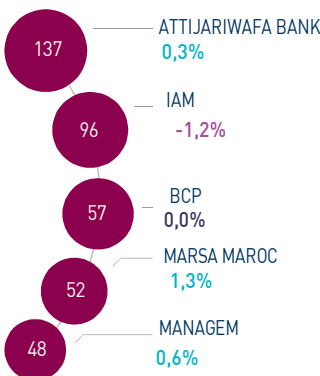
In this context, the YTD performance of the market stood at +12.25%.

Zellidja topped the highest increases up +5.9% while Jet Contractors decreased by -4.6% recording the strongest decrease of this trading session.

MOST ACTIVE (MAD Mn)



LARGEST CAP (MAD Bn)



Volume traded on the official market settled at MAD 121 Mn.

This was mainly driven by Attijariwaba bank, TGCC and Jet Contractors which represent 45% of the total flow.

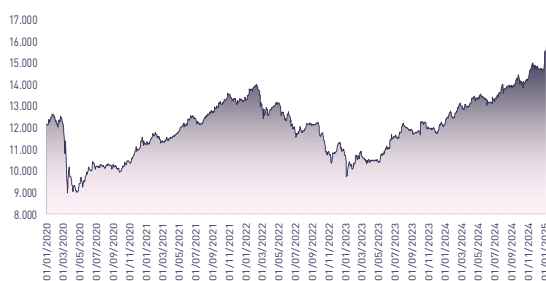
Attijari Global Research

Mahat Zerhouni
+212 529 03 68 16
m.zerhouni@attijari.ma

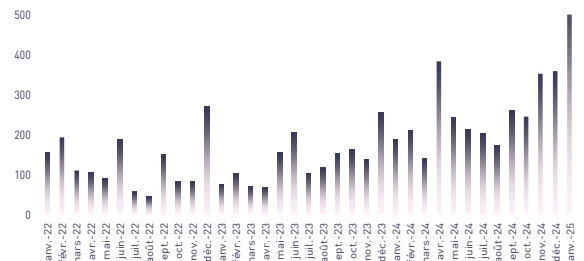
Attijari Intermédiation

Anis Hares
+212 529 03 68 34
Alae Yahya
+212 529 03 68 15
Sofia Mohcine
+212 529 03 68 21
Mehdi Benckroun
+212 529 03 68 14

MASI INDEX EVOLUTION (pts)



ADV- MONTHLY BASIS VOLUME (MAD Mn)



KEY ECONOMIC RELEASES/EVENTS OVER THE WEEK

| Mar. 10th | 2025

In 2024, Disways' NIGS settle at MAD 79 Mn, up +20%.

| Mar. 07th | 2025

In January 2025, tourist arrivals reached 1,265,197 tourists, up +27% compared to the same month of the previous year.

| Mar. 06th | 2025

In 2024, Afric Industries' net income amounted to MAD 10 Mn against MAD 4 Mn a year earlier, recording an increase of +122.5%.

| Mar. 06th | 2025

The cumulative sales of new cars in Morocco recorded an increase of +34.6% at the end of February 2025 at 30,755 units.



Attijari
Global Research



CASABLANCA CLOSING

EQUITY

DAILY STOCK ON MARCH 10th, 2025

| 10/03/2025 | Close | Day | YTD | Max 2025 | Min 2025 | Quantity | P/E 24E | P/B 24E | D/Y 24E |
|----------------------|----------|--------|---------|----------|----------|----------|---------|---------|---------|
| Addoha | 41,00 | 0,00% | 4,33% | 46,56 | 40,86 | 109.436 | 63,4 | 1,8 | 0,0% |
| AFMA | 1.160,0 | 0,43% | 5,36% | 1.160,0 | 1.080,0 | 1 | 17,6 | 18,8 | 4,7% |
| Afric Industries | 332,8 | -0,66% | 9,49% | 335,0 | 299,0 | 253 | 20,3 | 2,3 | 6,0% |
| Afriquia Gaz | 4.510,0 | 0,22% | 19,95% | 4.847,0 | 3.759,0 | 2 | 20,7 | 4,8 | 3,9% |
| Agma | 6.999,0 | 0,00% | 1,80% | 7.000,0 | 6.466,0 | 0 | 21,1 | 8,9 | 4,0% |
| Akdital | 1.185,0 | 0,08% | 12,64% | 1.226,0 | 1.100,0 | 3.905 | 71,1 | 6,4 | 0,6% |
| Alliances | 560,0 | 0,36% | 16,67% | 610,5 | 506,0 | 5.099 | 43,1 | 3,4 | 0,5% |
| Aluminium du Maroc | 1.600,0 | -1,66% | 10,96% | 1.627,0 | 1.400,0 | 3.558 | 18,6 | 3,0 | 6,3% |
| Aradei Capital | 479,8 | -0,03% | -0,03% | 487,8 | 470,0 | 5.085 | 21,6 | 1,2 | 4,5% |
| AtlantaSanad | 147,8 | -1,50% | 15,88% | 167,8 | 125,3 | 3.767 | 20,0 | 3,8 | 4,0% |
| Attijariwafa bank | 637,1 | 0,33% | 11,97% | 670,0 | 583,0 | 43.348 | 14,8 | 2,2 | 2,7% |
| Auto Hall | 76,33 | 1,64% | 15,65% | 79,00 | 64,20 | 5.322 | N.S | 2,6 | 2,6% |
| Auto Nejma | 2.068,0 | 0,00% | 0,00% | 2.068,0 | 2.068,0 | 0 | 13,1 | 1,7 | 4,5% |
| Balima | 220,0 | 0,00% | 0,46% | 231,8 | 219,0 | 0 | 38,4 | 3,1 | 2,5% |
| BCP | 281,0 | 0,00% | 2,18% | 290,0 | 276,1 | 1.654 | 12,5 | 1,4 | 3,7% |
| BoA | 186,5 | -1,84% | -9,02% | 215,1 | 186,5 | 44.173 | 12,4 | 1,4 | 3,8% |
| BMCI | 632,0 | 1,94% | 8,97% | 665,0 | 595,0 | 4 | 20,5 | 1,1 | 3,8% |
| Cartier Saada | 33,56 | 3,26% | -4,11% | 35,98 | 32,00 | 270 | 18,1 | 1,1 | 0,0% |
| CFG Bank | 230,0 | -1,29% | 3,60% | 252,0 | 226,1 | 15.965 | 31,4 | 4,5 | 1,5% |
| CIH Bank | 450,0 | 0,00% | 13,92% | 475,0 | 395,0 | 263 | 16,9 | 2,0 | 3,6% |
| Cimar | 1.911,0 | 0,53% | 1,65% | 2.008,0 | 1.870,0 | 20 | 27,1 | 8,0 | 3,7% |
| CMGP Group | 328,9 | -0,35% | 13,40% | 366,0 | 305,5 | 9.309 | 31,4 | 2,4 | 1,9% |
| CMT | 1.800,0 | 0,33% | 11,39% | 1.980,0 | 1.620,0 | 100 | 14,7 | 3,2 | 2,8% |
| Colorado | 58,99 | 1,71% | 5,34% | 62,0 | 57,5 | 2.175 | 21,4 | 2,8 | 4,2% |
| Cosumar | 206,0 | 0,49% | 8,42% | 215,0 | 187,0 | 11.415 | 22,6 | 3,3 | 3,9% |
| Crédit du Maroc | 1.104,0 | -1,43% | 18,71% | 1.180,0 | 950,0 | 316 | 17,1 | 1,6 | 4,1% |
| CTM | 1.105,0 | 0,45% | 0,73% | 1.239,0 | 1.023,0 | 3 | 16,2 | 3,5 | 1,4% |
| Dari Couspate | 3.400,0 | 0,00% | -1,45% | 3.719,0 | 3.206,0 | 1 | 21,1 | 2,8 | 3,5% |
| Delattre Levivier | 40,00 | 0,00% | 0,00% | 40,00 | 40,00 | 0 | N.S | N.S | 0,0% |
| Delta Holding | 68,80 | -0,99% | 20,70% | 72,39 | 58,00 | 1.024 | 22,7 | 2,4 | 2,3% |
| Diac Salaf | 26,25 | 0,00% | 0,00% | 26,25 | 26,25 | 0 | N.S | N.S | 0,0% |
| Disty Technologies | 300,0 | 0,67% | 15,61% | 327,0 | 269,9 | 1.382 | 17,3 | 1,7 | 5,0% |
| Disway | 765,0 | 0,14% | 19,91% | 765,0 | 631,3 | 270 | 22,9 | 2,2 | 4,6% |
| Ennaki | 32,52 | 0,06% | -1,48% | 36,00 | 32,00 | 1.698 | 6,3 | 1,1 | 6,6% |
| Eqdom | 1.056,0 | 0,00% | -17,95% | 1.287,0 | 1.040,0 | 20 | 19,9 | 1,2 | 5,2% |
| Fenie Brossette | 212,0 | 2,99% | 99,15% | 212,0 | 105,1 | 8.902 | 38,1 | 2,2 | 0,0% |
| HPS | 619,9 | 3,32% | 2,13% | 691,0 | 600,0 | 630 | 43,6 | 5,7 | 1,1% |
| IAM | 108,85 | -1,18% | 32,73% | 116,00 | 82,90 | 28.917 | 15,6 | 6,4 | 1,3% |
| IB Maroc | 38,78 | 4,67% | 11,05% | 43,00 | 32,80 | 92 | N.S | N.S | 0,0% |
| Immoyente | 90,99 | 0,54% | 1,10% | 92,35 | 88,50 | 923 | 17,4 | 1,0 | 5,8% |
| Involyis | 97,0 | -1,91% | 0,81% | 105,0 | 96,60 | 213 | 21,2 | 0,4 | 0,0% |
| Jet Contractors | 2.479,0 | -4,62% | 31,16% | 2.698,0 | 2.078,0 | 4.383 | N.S | 6,4 | 0,3% |
| Label Vie | 4.000,0 | 0,00% | -4,76% | 4.400,0 | 3.900,0 | 0 | 22,1 | 3,4 | 2,5% |
| LafargeHolcim Maroc | 1.900,0 | -0,63% | -1,81% | 2.050,0 | 1.900,0 | 2.458 | 28,6 | 3,9 | 3,5% |
| Lesieur Cristal | 279,5 | 5,08% | -6,83% | 290,0 | 266,0 | 80 | N.S | 4,1 | 0,7% |
| M2M Group | 521,2 | 0,00% | -1,47% | 564,0 | 516,0 | 0 | 36,3 | 2,5 | 0,0% |
| Maghreb Oxygène | 449,2 | 0,48% | 83,29% | 582,9 | 240,1 | 67 | 29,4 | 1,2 | 0,9% |
| Maghrébaïl | 940,0 | 0,00% | 4,44% | 940,0 | 900,0 | 0 | 9,6 | 1,1 | 5,3% |
| Managem | 4.022,0 | 0,55% | 39,22% | 4.022,0 | 2.833,0 | 51 | N.S | 4,4 | 0,7% |
| Maroc Leasing | 374,0 | 0,00% | 1,08% | 392,2 | 370,0 | 52 | 10,5 | 0,9 | 3,7% |
| Marsa Maroc | 710,0 | 1,27% | 32,46% | 742,5 | 559,9 | 2.159 | 45,3 | 16,3 | 1,2% |
| Med Paper | 22,39 | 2,71% | 9,06% | 23,9 | 20,7 | 563 | 17,9 | 3,3 | 0,0% |
| Microdata | 789,9 | 1,92% | 30,56% | 810,1 | 629,0 | 12 | 20,3 | 7,0 | 4,9% |
| Mutandis | 310,0 | 0,65% | 1,97% | 342,0 | 305,0 | 754 | 22,5 | 1,9 | 3,4% |
| Oulmès | 1.223,0 | 0,00% | -0,81% | 1.381,0 | 1.222,0 | 0 | 34,9 | 3,3 | 1,8% |
| Promopharm | 939,0 | 0,11% | -1,16% | 1.034,0 | 938,0 | 1 | 17,2 | 1,8 | 0,0% |
| Rebab | 91,00 | 0,00% | -9,00% | 103,0 | 78,5 | 0 | N.S | 0,6 | 0,0% |
| RDS | 115,00 | 0,35% | 52,93% | 130,00 | 77,00 | 46.546 | N.S | 0,7 | 0,0% |
| Risma | 304,0 | -0,26% | 35,68% | 310,0 | 224,5 | 63 | 27,6 | 2,8 | 2,0% |
| S2M | 430,0 | -1,15% | 82,98% | 435,0 | 248,5 | 999 | 14,5 | 3,6 | 0,0% |
| Sanlam Maroc | 1.808,0 | -0,99% | -1,15% | 2.030,0 | 1.756,0 | 2 | 9,5 | 1,3 | 4,5% |
| Salafin | 575,0 | -0,86% | 4,93% | 620,0 | 538,0 | 86 | 18,9 | 2,1 | 5,0% |
| Samir | 127,8 | 0,00% | 0,00% | 127,8 | 127,8 | 0 | N.S | N.S | 0,0% |
| SBM | 2.300,0 | -3,73% | -2,54% | 2.479,0 | 2.291,0 | 61 | 17,0 | 3,9 | 5,5% |
| SMI | 2.300,0 | -1,71% | 16,69% | 3.000,0 | 1.958,0 | 184 | 15,3 | 2,6 | 4,3% |
| SNEP | 619,9 | -0,02% | 4,18% | 665,0 | 600,0 | 5 | N.S | 2,0 | 0,0% |
| Sonasid | 1.470,0 | -1,80% | 49,41% | 1.576,0 | 1.050,0 | 307 | 52,6 | 3,1 | 2,0% |
| Sothema | 1.025,0 | 0,00% | 10,81% | 1.163,0 | 925,0 | 0 | 26,3 | 4,5 | 1,7% |
| SRM | 429,9 | 0,00% | 7,47% | 496,0 | 396,1 | 0 | N.S | 0,9 | 0,0% |
| Stokvis Nord Afrique | 26,91 | -4,61% | 64,39% | 28,21 | 15,92 | 10.175 | N.S | N.S | 0,0% |
| Stroc Industrie | 46,00 | -2,11% | 9,39% | 49,39 | 42,00 | 344 | N.S | N.S | 0,0% |
| TAGA Morocco | 1.698,0 | -0,06% | 26,72% | 1.699,0 | 1.370,0 | 2.507 | 39,9 | 6,1 | 2,1% |
| TGCC | 666,00 | -3,48% | 39,92% | 725,8 | 510,0 | 23.129 | 36,4 | 11,6 | 1,2% |
| TotalEnergies Maroc | 1.560,0 | -0,57% | 4,00% | 1.639,0 | 1.500,0 | 1.705 | 22,2 | 5,7 | 3,6% |
| UNIMER | 172,0 | 0,00% | 1,18% | 177,0 | 160,0 | 75 | N.S | 2,0 | 0,0% |
| Wafa Assurance | 4.500,0 | 0,00% | 0,90% | 4.890,0 | 4.336,0 | 0 | 20,2 | 1,7 | 3,3% |
| Zellidja | 134,0 | 5,89% | 31,37% | 158,0 | 108,0 | 1 | 22,9 | 1,4 | 0,0% |
| MASI | 16.583,3 | -0,16% | 12,25% | 17.086,6 | 15.087,3 | - | 21,1 | 4,6 | 2,5% |

Multiples reflect 2024 forecasts reported to the current stock market capitalization



Attijari
Global Research



CASABLANCA CLOSING

EQUITY

H1 2024 FINANCIAL FIGURES

| | MAD Mn | Turnover | | | EBIT | | | Net Income (Group Share) | | |
|-------------------------------|--------|----------|---------|--------|---------|-------------|--------|--------------------------|-------------|--------|
| | | H1 2024 | H1 2023 | Change | H1 2024 | H1 2023 | Change | H1 2024 | H1 2023 | Change |
| Maroc Telecom | 18.260 | 18.399 | -0,8% | 5.935 | 6.052 | -1,9% | 2.943 | 2.935 | 0,3% | |
| Cosumar | 4.983 | 4.958 | 0,5% | 685 | 658 | 4,2% | 412 | 369 | 11,6% | |
| Food-processing | | | | | | | | | | |
| SBM | 1.115 | 1.208 | -7,7% | 119 | 188 | -36,7% | 75 | 112 | -33,1% | |
| Lesieur Cristal | 2.711 | 3.039 | -10,8% | 131 | 89 | 47,2% | 79 | 23 | MAD +56 Mn | |
| Mutandis | 965 | 960 | 0,6% | 104 | 81 | 28,2% | 107 | 39 | 177,0% | |
| Dari Couspate | 400 | 428 | -6,4% | 32 | 22 | 45,6% | 23 | 16 | 47,6% | |
| Oulmès | 1.370 | 1.165 | 17,6% | 90 | 62 | 44,8% | 24 | 21 | 15,3% | |
| Unimer | 570 | 623 | -8,5% | -2 | -9 | MAD +7 Mn | -53 | -45 | MAD -8 Mn | |
| Banks | | | | | | | | | | |
| Attijariwafa bank | 17.023 | 14.605 | 16,6% | 8.784 | 6.661 | 31,9% | 4.906 | 3.614 | 35,7% | |
| Bank Of Africa | 9.572 | 8.377 | 14,3% | 3.611 | 2.799 | 29,0% | 1.942 | 1.414 | 37,3% | |
| BCP | 12.838 | 11.740 | 9,4% | 4.565 | 4.167 | 9,6% | 2.584 | 2.345 | 10,2% | |
| CFG Bank | 424 | 309 | 37,5% | 140 | 91 | 53,7% | 109 | 65 | 68,3% | |
| Crédit du Maroc | 1.606 | 1.426 | 12,6% | 712 | 534 | 33,2% | 391 | 286 | 36,8% | |
| CIH Bank | 2.333 | 2.219 | 5,2% | 788 | 788 | 0,0% | 442 | 413 | 7,1% | |
| BMCI | 1.887 | 1.695 | 11,4% | 380 | 364 | 4,6% | 211 | 217 | -3,0% | |
| Insurance | | | | | | | | | | |
| SANLAM Maroc | 3.535 | 3.493 | 1,2% | 539 | 234 | 130,6% | 376 | 208 | 80,7% | |
| Wafa Assurance | 7.100 | 6.533 | 8,7% | 758 | 606 | 25,2% | 643 | 550 | 16,8% | |
| AtlantaSanad | 3.096 | 3.085 | 0,3% | 305 | 302 | 0,9% | 250 | 245 | 2,0% | |
| AFMA | 159 | 144 | 10,6% | 71 | 66 | 7,0% | 46 | 41 | 14,4% | |
| Agma Lahlou-Tazi | 88 | 84 | 4,2% | 49 | 48 | 0,8% | 36 | 34 | 4,7% | |
| Building materials | | | | | | | | | | |
| TGCC | 3.543 | 2.860 | 23,9% | 409 | 213 | 91,8% | 259 | 122 | 113,1% | |
| Delta Holding | 1.375 | 1.323 | 3,9% | 170 | 137 | 23,5% | 142 | 79 | 81,4% | |
| SNEP | 256 | 478 | -46,4% | -35 | 5 | MAD -39 Mn | -32 | -21 | MAD -12 Mn | |
| Sonasid | 2.437 | 2.543 | -4,2% | 52 | 56 | -7,9% | 21 | 19 | 12,7% | |
| Colorado | 282 | 297 | -5,1% | 34 | 29 | 16,9% | 21 | 16 | 30,6% | |
| Aluminium du Maroc | 605 | 671 | -9,7% | 59 | 44 | 35,4% | 23 | 5 | MAD +19 Mn | |
| Jet Contractors | 1.380 | 991 | 39,3% | 197 | 60 | MAD +137 Mn | 89 | 24 | MAD +65 Mn | |
| CM | | | | | | | | | | |
| LafargeHolcim Maroc | 3.691 | 4.130 | -10,6% | 1.460 | 1.468 | -0,5% | 756 | 826 | -8,4% | |
| Ciments du Maroc | 1.999 | 2.159 | -7,4% | 661 | 666 | -0,7% | 433 | 438 | -1,2% | |
| R. Estate | | | | | | | | | | |
| Alliances | 1.209 | 1.003 | 20,6% | 243 | 230 | 5,6% | 165 | 106 | 55,4% | |
| RDS | 92 | 254 | -63,6% | 2 | 14 | -83,7% | -17 | -8 | MAD -9 Mn | |
| Addoha | 1.688 | 1.406 | 20,0% | 319 | 148 | 116,1% | 186 | 95 | 94,7% | |
| Taqa Morocco | 5.651 | 7.448 | -24,1% | 1.417 | 1.379 | 2,8% | 526 | 458 | 14,8% | |
| Energy | | | | | | | | | | |
| TotalEnergies Marketing Maroc | 8.436 | 8.208 | 2,8% | 604 | 175 | MAD +429 Mn | 406 | 97 | MAD +309 Mn | |
| Afrikaia Gaz | 4.253 | 4.433 | -4,0% | 551 | 548 | 0,4% | 353 | 349 | 1,0% | |
| Dis | | | | | | | | | | |
| Label Vie | 7.783 | 7.533 | 3,3% | 304 | 302 | 1,0% | 259 | 221 | 17,2% | |
| Auto | | | | | | | | | | |
| Auto Hall | 2.432 | 2.197 | 10,7% | 131 | 57 | 130,5% | 19 | -12 | MAD +31 Mn | |
| Auto Nejma | 1.319 | 1.088 | 21,3% | 155 | 134 | 15,4% | 81 | 87 | -6,1% | |
| Por | | | | | | | | | | |
| Marsa Maroc | 2.482 | 2.119 | 17,1% | 1.074 | 769 | 39,8% | 626 | 433 | 44,6% | |
| Mining | | | | | | | | | | |
| Managem | 4.408 | 4.182 | 5,4% | 671 | 643 | 4,4% | 259 | 305 | -15,2% | |
| CMT | 281 | 275 | 2,1% | 144 | 139 | 3,4% | 93 | 91 | 3,1% | |
| SMI | 571 | 532 | 7,4% | 156 | 66 | 135,4% | 116 | 44 | 164,6% | |
| Disway | 842 | 924 | -8,9% | 47 | 58 | -19,4% | 35 | 39 | -10,2% | |
| Disty Technologies | 247 | 291 | -15,2% | 15 | 16 | -6,1% | 10 | 12 | -14,3% | |
| IT | | | | | | | | | | |
| HPS | 553 | 545 | 1,6% | 75 | 93 | -19,5% | 40 | 46 | -12,3% | |
| Microdata | 555 | 550 | 0,9% | 81 | 78 | 3,7% | 61 | 53 | 16,0% | |
| S2M | 148 | 130 | 13,5% | 10 | 12 | -14,0% | 7 | 5 | 29,4% | |
| Involys | 20 | 14 | 43,7% | 2 | -3 | MAD +5 Mn | 1 | -4 | MAD +5 Mn | |
| M2M Group | 55 | 33 | 67,9% | 9 | -15 | MAD +24 Mn | 6 | -21 | MAD +28 Mn | |
| Leasing | | | | | | | | | | |
| Maghrebail | 197 | 165 | 19,1% | 119 | 107 | 10,6% | 68 | 63 | 8,1% | |
| Maroc Leasing | 127 | 180 | -29,3% | 73 | 83 | -12,3% | 42 | 46 | -8,0% | |
| Salafin | 186 | 192 | -3,3% | 75 | 68 | 10,8% | 42 | 39 | 6,8% | |
| Eqdom | 278 | 287 | -2,9% | 92 | 90 | 2,1% | 62 | 56 | 10,3% | |
| Others | | | | | | | | | | |
| Aradei Capital | 298 | 295 | 0,9% | 183 | 185 | -1,1% | 76 | 74 | 3,2% | |
| Akdital | 1.249 | 828 | 50,8% | 205 | 126 | 62,5% | 113 | 67 | 68,6% | |
| Sothema | 1.328 | 1.184 | 12,1% | 242 | 216 | 12,2% | 164 | 152 | 7,7% | |
| Ennaki Automobiles | 1.104 | 1.047 | 5,5% | 104 | 88 | 17,5% | 88 | 68 | 28,8% | |
| Promopharm | 434 | 383 | 13,3% | 44 | 43 | 3,8% | 24 | 25 | -4,6% | |
| CTM | 360 | 293 | 22,8% | 0 | 11 | -98,9% | 12 | 19 | -34,6% | |
| Maghreb Oxygène | 149 | 145 | 3,1% | 3 | 5 | -25,9% | 8 | 9 | -9,0% | |
| Balima | 27 | 27 | -3,1% | 8 | 4 | 86,6% | 5 | 2 | MAD +4 Mn | |
| Med Paper | 49 | 56 | -11,7% | 6 | 6 | -1,9% | 4 | 3 | 16,8% | |
| Afric Industries | 20 | 19 | 5,8% | 4 | 3 | 47,1% | 2 | 2 | 38,2% | |
| Immorente Invest | 38 | 34 | 12,2% | 24 | 22 | 9,8% | 17 | 17 | -3,1% | |
| Fenie Brossette | 343 | 307 | 11,7% | 12 | 10 | 24,8% | 8 | 7 | 10,8% | |
| SRM | 141 | 126 | 12,0% | -8 | -6 | MAD -2 Mn | -11 | -9 | MAD -1 Mn | |
| Zellidja | 343 | 307 | 11,7% | 11 | 8 | 43,3% | 3 | 2 | 71,9% | |
| Rebab Company | 0 | 0 | 0,0% | 0 | 0 | MAD 0 Mn | 0 | 0 | MAD +1 Mn | |
| Stroc Industrie | 49 | 49 | 0,5% | -2 | -5 | MAD +3 Mn | -7 | -11 | MAD +3 Mn | |
| IB Maroc.com | NC | NC | - | NC | NC | - | NC | NC | - | |
| Stokvis Nord Afrique | 69 | 83 | -17,1% | -14 | -9 | MAD -5 Mn | -24 | -33 | MAD +9 Mn | |
| Risma | 597 | 594 | 0,5% | 116 | 135 | -14,0% | 75 | 82 | -8,8% | |
| DLM | NC | NC | - | NC | NC | - | NC | NC | - | |





CASABLANCA CLOSING

EQUITY

2023 DIVIDENDS

| Stock | DPS 2023 | DPS 2022 | Change | GM Date | Ex-Dividend Date | Date of payment |
|-------------------------------|---------------------------|---------------------------|--------|------------|------------------|-----------------|
| Addoha | 0 | 0 | - | 25/06/2024 | | |
| AFMA | 55 | 55 | 0,0% | 11/06/2024 | 03/09/2024 | 12/09/2024 |
| Afric Industries | 20 | 20 | 0,0% | 11/06/2024 | 16/07/2024 | 25/07/2024 |
| Afrikaia Gaz | 140 | 140 | 0,0% | 21/03/2024 | 02/04/2024 | 16/04/2024 |
| Agma | 275 | 255 | 7,8% | 29/05/2024 | 16/07/2024 | 25/07/2024 |
| Akdital | 6,00 | 3,25 | 84,6% | 13/06/2024 | 31/07/2024 | 09/08/2024 |
| Alliances | 3,0 | - | - | 10/06/2024 | 11/07/2024 | 22/07/2024 |
| Aluminium du Maroc | 90 | 70 | 28,6% | 25/06/2024 | 01/08/2024 | 09/08/2024 |
| Aradei Capital | 5,88 | 19,19 | 6,7% | 28/06/2024 | 18/07/2024 | 29/07/2024 |
| | 14,59 [Extraordinary DPS] | | | | | |
| AtlantaSanad | 5,7 | 5,5 | 3,6% | 21/05/2024 | 20/06/2024 | 28/06/2024 |
| Attijariwafa bank | 16,5 | 15,5 | 6,5% | 11/06/2024 | 10/07/2024 | 19/07/2024 |
| Auto Hall | 2,0 | 3,5 | -42,9% | 29/05/2024 | 20/06/2024 | 01/07/2024 |
| Auto Nejma | 94 | 110 | 45,3% | 08/04/2024 | 23/05/2024 | 03/06/2024 |
| | | 15 [Extraordinary DPS] | | | | |
| Balima | 5,5 | 5,5 | 0,0% | 24/06/2024 | 16/07/2024 | 25/07/2024 |
| BCP | 10,0 | 9,0 | 11,1% | 28/06/2024 | 19/07/2024 | 31/07/2024 |
| Bank of Africa | 4 | 4 | 0,0% | 25/06/2024 | 17/07/2024 | 26/07/2024 |
| BMCI | 18 | 18 | 0,0% | 28/06/2024 | 17/07/2024 | 26/07/2024 |
| Cartier Saada | 0 | 0 | - | | | |
| Crédit du Maroc | 34,2 | 27,0 | 26,7% | 13/06/2024 | 09/07/2024 | 18/07/2024 |
| CFG Bank | 3,3 | - | - | 30/05/2024 | 11/06/2024 | 24/06/2024 |
| CIH Bank | 14 | 14 | 0,0% | 13/06/2024 | 09/07/2024 | 18/07/2024 |
| Cimar | 60,0 | 60,0 | 16,7% | 29/05/2024 | 02/07/2024 | 15/07/2024 |
| | 10 [Extraordinary DPS] | | | | | |
| CMT | 0 | 60 | - | | | |
| Colorado | 2,25 | 2,0 | 12,5% | 15/05/2024 | 06/06/2024 | 20/06/2024 |
| Cosumar | 7,0 | 7,0 | 0,0% | 06/06/2024 | 11/07/2024 | 22/07/2024 |
| | 3 [Extraordinary DPS] | | | | | |
| CTM | 15,0 | 25,0 | -40,0% | 10/06/2024 | 10/09/2024 | 23/09/2024 |
| Dari Couspate | 120 | 85 | 41,2% | 28/06/2024 | 18/07/2024 | 29/07/2024 |
| Delta Holding | 1,5 | 1,4 | 7,1% | 16/05/2024 | 10/07/2024 | 19/07/2024 |
| Disty Technologies | 15 | 10 | 50,0% | 06/06/2024 | 09/07/2024 | 18/07/2024 |
| Disway | 35 | 35 | 0,0% | 17/05/2024 | 25/06/2024 | 04/07/2024 |
| Delattre Levivier Maroc | 0 | 0 | - | | | |
| Ennaki Automobiles | 2,14 | 1,89 | 13,2% | 19/04/2024 | 10/07/2024 | 19/07/2024 |
| Eqdom | 55,0 | 55,0 | 0,0% | 30/05/2024 | 20/06/2024 | 01/07/2024 |
| Fenie Brossette | 0 | 0 | - | 25/06/2024 | | |
| HPS | 6,8 | 6,0 | 13,3% | 26/06/2024 | 17/07/2024 | 26/07/2024 |
| IB Maroc | 0 | 0 | - | | | |
| Immorente | 1,0 | 1,0 | 4,0% | 04/04/2024 | 22/04/2024 | 30/04/2024 |
| | 2,2 | 2,0 | | | 11/06/2024 | 24/06/2024 |
| | 1,0 | 1,0 | | | 19/09/2024 | 30/09/2024 |
| | 1,0 | 1,0 | | | 11/12/2024 | 20/12/2024 |
| Involys | 0 | 0 | - | 28/06/2024 | | |
| Jet Contractors | 7 | 0 | - | 30/05/2024 | 09/07/2024 | 18/07/2024 |
| Label Vie | 96,8 | 86,4 | 12,0% | 03/06/2024 | 20/06/2024 | 01/07/2024 |
| LafargeHolcim Maroc | 66 | 66 | 0,0% | 23/05/2024 | 06/06/2024 | 20/06/2024 |
| Lesieur Cristal | 2,0 | 4,5 | -55,6% | 15/05/2024 | 26/06/2024 | 05/07/2024 |
| M2M Group | 0 | 0 | - | 26/06/2024 | | |
| Maghreb Oxygène | 4,0 | 4,0 | 0,0% | 21/03/2024 | 03/04/2024 | 16/04/2024 |
| Maghrébaïl | 50 | 50 | 0,0% | 29/05/2024 | 06/08/2024 | 15/08/2024 |
| Managem | 30,0 | 30,0 | 0,0% | 06/06/2024 | 20/06/2024 | 01/07/2024 |
| Maroc Leasing | 14 | 14 | 0,0% | 10/05/2024 | 18/09/2024 | 27/09/2024 |
| Maroc Telecom | 4,2 | 2,2 | 91,8% | 28/03/2024 | 03/09/2024 | 12/09/2024 |
| Marsa Maroc | 9 | 8 | 6,3% | 25/06/2024 | 24/07/2024 | 07/08/2024 |
| Med Paper | 0,0 | 0,0 | - | 27/06/2024 | | |
| Microdata | 34 | 25 | 36,0% | 26/06/2024 | 15/07/2024 | 24/07/2024 |
| Mutandis | 10,5 | 8,5 | 23,5% | 03/04/2024 | 27/06/2024 | 10/07/2024 |
| TGCC | 8 | 6 | 25,0% | 07/06/2024 | 12/07/2024 | 23/07/2024 |
| Oulmès | 22,0 | 16,5 | 33,3% | 14/05/2024 | 26/06/2024 | 05/07/2024 |
| Promopharm | 0 | 40 | - | 20/06/2024 | | |
| RDS | 0,0 | 0,0 | - | 05/06/2024 | | |
| Rebab Company | 0 | 0 | - | 24/06/2024 | | |
| Risma | 6,0 | 0,0 | - | 20/06/2024 | 18/07/2024 | 29/07/2024 |
| S2M | 0 | 0 | - | 27/06/2024 | | |
| SANLAM Maroc | 77,0 | 36,0 | 113,9% | 06/06/2024 | 22/08/2024 | 30/08/2024 |
| Salafin | 14,3 | 13,5 | 5,6% | 14/05/2024 | 27/05/2024 | 05/06/2024 |
| | 14,25 [Extraordinary DPS] | 13,50 [Extraordinary DPS] | | | | |
| SBM | 160,0 | 145,5 | - | 07/05/2024 | 06/06/2024 | 20/06/2024 |
| SMI | 80 | 0 | - | 06/06/2024 | 20/06/2024 | 01/07/2024 |
| SNEP | 0,0 | 16,0 | - | 26/06/2024 | | |
| Sonasid | 21 | 30 | -30,0% | 14/06/2024 | 12/07/2024 | 23/07/2024 |
| Sothema | 17,0 | 25,0 | -32,0% | 22/05/2024 | 21/06/2024 | 02/07/2024 |
| SRM | 0 | 0 | - | 14/06/2024 | | |
| Stokvis | 0,0 | 0,0 | - | 10/05/2024 | | |
| Stroc Industrie | 0 | 0 | - | 28/06/2024 | | |
| Taqa Morocco | 35,0 | 35,0 | 0,0% | 23/05/2024 | 20/06/2024 | 28/06/2024 |
| Timar | 0 | 0 | - | 28/05/2024 | | |
| TotalEnergies Marketing Maroc | 56,0 | 56,0 | - | 06/06/2024 | 19/06/2024 | 27/06/2024 |
| Unimer | 1 | 1 | - | 27/06/2024 | 09/09/2024 | 20/09/2024 |
| Wafa Assurance | 140,0 | 130,0 | 7,7% | 15/05/2024 | 11/06/2024 | 26/06/2024 |
| Zellidja | 0 | 0 | - | 24/06/2024 | | |

Attijari Global Research

Mahat Zerhouni
+212 529 03 68 16
m.zerhouni@attijari.ma

Attijari Intermédiation

Anis Hares
+212 529 03 68 34

Alae Yahya
+212 529 03 68 15

Sofia Mohcine
+212 522 49 59 52

Mehdi Benchekroun
+212 529 03 68 14



Attijari
Global Research