

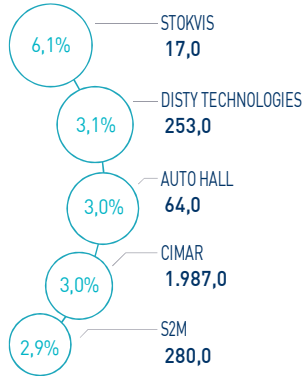
# CASABLANCA CLOSING EQUITY

## MARKET INSIGHT

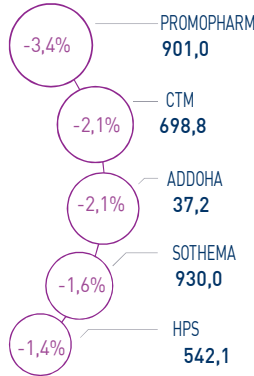
<b>  MASI  </b> 14.728 pts	<b>  MSI20  </b> 1.197 pts	<b>  CAPI  </b> 751 MAD Bn	<b>  VOLUME  </b> 161 MAD Mn
↗ Daily 0,06%	↗ Daily 0,11%	↗ High 765	MC 161
↗ YTD 21,79%	↗ YTD 20,97%	↘ Low 628	MB -

## THE DAY IN REVIEW

### TOP PERFORMERS



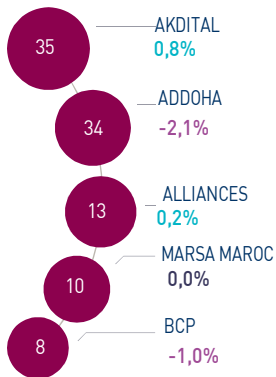
### BOTTOM PERFORMERS



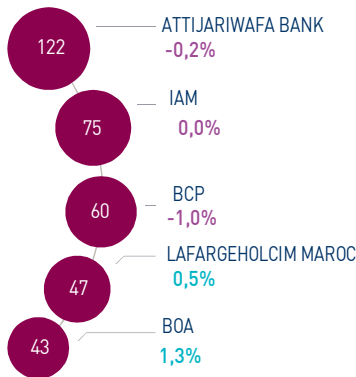
At the today's trading session, the MASI index remained almost stable at 14,728 points. In this context, the YTD performance of the market stood at +21.79%.

Stokvis topped the highest increase recording a gain of +6.1%. In the opposite, Promopharm displayed the strongest decline, down -3.4%.

### MOST ACTIVE (MAD Mn)



### LARGEST CAP (MAD Bn)



Volume traded on the official market settled at MAD 161 Mn, driven by Akdital, Addoha and Alliances which represent 51% of the total flow.

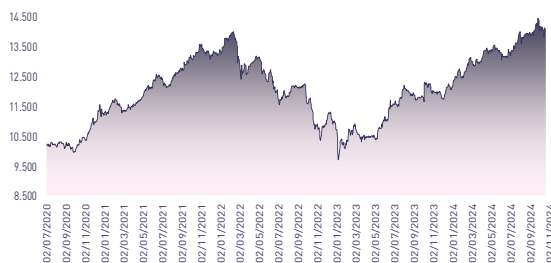
### Attijari Global Research

Mahat Zerhouni  
+212 529 03 68 16  
m.zerhouni@attijari.ma

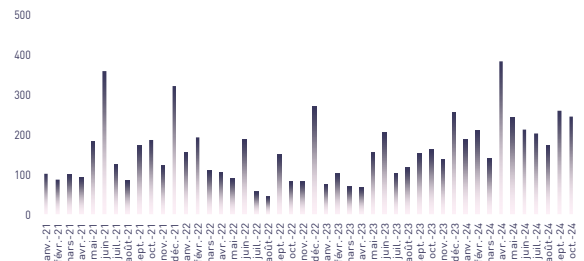
### Attijari Intermédiation

Anis Hares  
+212 529 03 68 34  
Alae Yahya  
+212 529 03 68 15  
Sofia Mohcine  
+212 529 03 68 21  
Mehdi Benchekroun  
+212 529 03 68 14

## MASI INDEX EVOLUTION (pts)



## ADV- MONTHLY BASIS VOLUME (MAD Mn)



## KEY ECONOMIC RELEASES/EVENTS OVER THE WEEK

**| Dec. 03<sup>rd</sup> | 2024**

At the end of September 2024, the consolidated revenue of CTM rose by 86.5% to MAD 938 Mn.

**| Dec. 03<sup>rd</sup> | 2024**

At the end of November 2024, domestic cement consumption stood at 12.4 Mn, up 8.9%.

**| Dec. 02<sup>nd</sup> | 2024**

Addoha's consolidated revenue rose by 10.6% at the end of September 2024 to MAD 1,937 Mn.

**| Dec. 02<sup>nd</sup> | 2024**

Alliances consolidated revenue showed an increase of 20.0% at the end of September 2024 to MAD 1,812 Mn.



Attijari  
Global Research



# CASABLANCA CLOSING

## EQUITY

### DAILY STOCK ON DECEMBER 03<sup>rd</sup>, 2024

03/12/2024	Close	Day	YTD	Max 2024	Min 2024	Quantity	P/E 23R	P/B 23R	D/Y 23R
Addoha	37,20	-2,11%	159,60%	40,61	14,83	910.502	N.S	1,7	0,0%
AFMA	1.126,0	0,27%	-6,17%	1.279,0	1.090,0	1	18,8	22,2	4,9%
Afric Industries	299,0	-0,32%	-10,73%	346,8	299,0	77	19,6	2,0	6,7%
Afriquia Gaz	3.800,0	-0,52%	-5,00%	4.300,0	3.780,0	279	27,1	4,4	3,7%
Agma	6.487,0	0,00%	1,68%	7.500,0	6.289,0	0	20,5	9,6	4,2%
Akdital	1.072,0	0,75%	116,13%	1.110,0	496,1	32.295	N.S	11,0	0,6%
Alliances	413,00	0,24%	257,58%	413,00	123,50	32.244	37,7	2,7	0,7%
Aluminium du Maroc	1.432,0	1,20%	4,60%	1.579,0	1.320,0	112	N.S	2,7	6,3%
Aradei Capital	484,0	-1,22%	8,76%	552,0	441,0	625	20,0	1,2	4,2%
AtlantaSanad	128,0	-0,27%	0,79%	152,0	121,0	8.167	1,2	0,2	4,5%
Attijariwafa bank	568,9	-0,19%	23,67%	584,0	462,5	3.540	16,3	2,1	2,9%
Auto Hall	64,00	3,04%	-5,54%	81,50	62,00	5.546	33,2	2,0	3,1%
Auto Nejma	2.068,0	0,00%	-16,28%	2.470,0	1.945,0	0	13,4	1,8	4,5%
Balima	205,0	0,00%	10,81%	235,2	185,0	0	40,2	2,9	2,7%
BCP	297,0	-1,02%	7,98%	316,0	275,0	27.760	17,4	1,6	3,4%
BoA	197,0	1,29%	9,75%	205,5	180,0	1.361	15,7	1,5	2,0%
BMCI	560,0	-1,06%	3,70%	650,0	548,8	7.632	43,4	1,0	3,2%
Cartier Saada	33,36	0,00%	51,64%	41,00	21,82	73	N.S	1,3	0,0%
CFG Bank	207,0	0,98%	46,29%	211,0	146,0	6.025	43,6	4,4	1,6%
CIH Bank	410,0	-0,24%	16,63%	430,0	333,0	5.045	17,6	1,8	3,4%
Cimar	1.987,0	2,95%	18,27%	2.002,0	1.677,0	11	28,9	8,3	3,5%
CMT	1.571,0	-0,06%	44,13%	1.720,0	988,0	104	16,2	3,5	0,0%
Colorado	52,79	0,78%	13,53%	56,97	44,17	94	22,0	2,6	4,3%
Cosumar	196,0	0,00%	0,51%	201,4	180,1	6.744	18,4	3,1	5,1%
Crédit du Maroc	980,1	-1,00%	22,97%	1.046,0	797,0	7.461	21,2	1,6	3,5%
CTM	698,8	-2,12%	22,57%	713,9	570,1	366	13,6	2,6	2,1%
Dari Couspate	3.686,0	0,00%	15,19%	3.808,0	3.200,0	0	31,2	3,2	3,3%
Delattre Levivier	40,00	0,00%	0,00%	40,00	40,00	0	N.S	N.S	0,0%
Delta Holding	53,41	0,00%	50,45%	59,90	36,00	563	24,8	2,0	2,8%
Diac Salaf	26,25	0,00%	0,00%	26,25	26,25	0	N.S	N.S	0,0%
Disty Technologies	253,0	3,05%	32,18%	268,2	187,0	4.543	13,4	1,5	5,9%
Disway	640,0	-0,93%	-1,54%	734,0	630,0	119	18,4	1,8	5,5%
Ennaki	32,80	0,64%	5,81%	37,40	31,14	32	7,6	1,3	6,5%
Egdom	1.053,0	-0,38%	6,67%	1.240,0	990,0	42	19,7	1,2	5,2%
Fenie Brossette	110,30	-0,09%	16,94%	124,95	85,10	82	22,0	1,2	0,0%
HPS	542,1	-1,44%	-12,85%	624,6	495,5	824	40,2	5,7	1,3%
IAM	85,7	-0,05%	-14,34%	105,3	85,7	55.815	14,3	4,4	4,9%
IB Maroc	32,00	0,00%	54,59%	42,56	20,11	791	N.S	N.S	0,0%
Immorente	90,0	0,66%	-3,24%	96,7	89,0	1.613	18,9	1,0	5,8%
Involys	100,0	-0,03%	13,60%	114,0	83,0	52	N.S	0,4	0,0%
Jet Contractors	1.560,0	0,00%	511,76%	1.670,0	255,0	3.527	N.S	4,5	0,4%
Label Vie	4.200,0	0,00%	0,00%	4.750,0	4.118,0	346	23,9	3,9	2,3%
LafargeHolcim Maroc	1.995,0	0,50%	3,91%	2.074,0	1.780,0	3.536	30,2	4,1	3,3%
Lesieur Cristal	275,0	0,00%	1,85%	300,0	256,2	1.280	N.S	4,3	0,7%
M2M Group	582,0	0,00%	-5,98%	619,0	423,5	0	N.S	3,5	0,0%
Maghreb Oxygène	250,0	0,00%	8,70%	250,0	195,0	0	21,3	0,7	1,6%
Maghrébail	929,0	0,00%	2,09%	999,0	900,0	0	10,0	1,2	5,4%
Managem	2.850,0	-1,38%	61,93%	2.901,0	1.730,0	25	N.S	3,7	1,1%
Maroc Leasing	399,0	0,00%	10,83%	420,0	356,0	0	10,6	1,0	3,5%
Marsa Maroc	541,1	0,00%	94,64%	558,9	270,0	19.181	N.S	15,8	1,6%
Med Paper	20,10	0,40%	-1,90%	26,60	18,50	1.561	16,9	3,6	0,0%
Microdata	651,0	0,93%	8,50%	695,0	600,0	1	19,1	6,0	5,2%
Mutandis	293,0	0,69%	17,20%	313,0	248,0	2.472	24,0	2,7	3,6%
Oulmès	1.300,0	-1,14%	-3,63%	1.449,0	1.261,0	1	40,3	3,7	1,7%
Promopharm	901,0	-3,40%	-9,90%	1.150,0	873,0	100	15,8	1,9	0,0%
Rebab	104,45	0,00%	24,63%	111,10	65,71	0	N.S	0,8	0,0%
RDS	73,97	1,34%	240,88%	100,00	22,48	72.662	N.S	0,5	0,0%
Risma	210,0	0,48%	1,45%	264,1	190,0	37	12,3	2,3	2,9%
S2M	280,0	2,94%	55,56%	283,0	155,6	290	20,9	3,7	0,0%
Sanlam Maroc	1.917,0	0,00%	47,58%	2.090,0	1.132,0	0	14,1	1,4	4,0%
Salafin	553,0	-0,90%	6,35%	630,0	480,8	1	19,1	2,0	5,2%
Samir	127,8	0,00%	0,00%	127,8	127,8	0	N.S	N.S	0,0%
SBM	2.270,0	0,89%	0,58%	2.893,0	2.200,0	133	10,1	3,7	7,0%
SMI	2.005,0	0,00%	51,55%	2.422,0	1.311,0	28	19,5	2,5	4,0%
SNEP	527,6	-0,25%	7,67%	650,0	460,0	115	N.S	1,8	0,0%
Sonasid	910,1	-0,54%	37,89%	990,0	664,1	1.220	N.S	2,0	2,3%
Sothema	930,0	-1,59%	-2,21%	1.055,0	912,0	7	25,5	4,5	1,8%
SRM	414,0	-1,15%	245,58%	677,0	93,5	544	N.S	0,8	0,0%
Stokvis Nord Afrique	16,98	6,13%	55,78%	18,00	10,23	10.570	N.S	N.S	0,0%
Stroc Industrie	46,50	1,09%	61,91%	67,50	25,50	10.201	N.S	N.S	0,0%
TAQA Morocco	1.311,0	-0,08%	19,18%	1.596,0	1.100,0	84	29,8	4,8	2,7%
TGCC	467,7	0,38%	151,42%	495,5	188,0	17.463	40,8	10,0	1,6%
TotalEnergies Maroc	1.560,0	2,63%	34,48%	1.740,0	1.170,0	20	N.S	6,0	3,6%
UNIMER	174,9	0,00%	-1,19%	178,0	167,4	0	N.S	1,8	0,6%
Wafa Assurance	4.515,0	0,00%	12,88%	4.600,0	3.863,0	0	23,6	1,9	3,1%
Zellidja	85,0	0,00%	21,10%	179,9	70,2	0	N.S	0,9	0,0%
MASI	14.728,1	0,06%	21,79%	14.986,6	12.141,7	-	17,4	4,2	2,9%

Multiples reflect 2023 results reported to the current stock market capitalization



Attijari  
Global Research



# CASABLANCA CLOSING

## EQUITY

### H1 2024 FINANCIAL FIGURES

	MAD Mn	Turnover			EBIT			Net Income (Group Share)		
		H1 2024	H1 2023	Change	H1 2024	H1 2023	Change	H1 2024	H1 2023	Change
Maroc Telecom	18.260	18.399	-0,8%	5.935	6.052	-1,9%	2.943	2.935	0,3%	
Cosumar	4.983	4.958	0,5%	685	658	4,2%	412	369	11,6%	
<b>Food-processing</b>										
SBM	1.115	1.208	-7,7%	119	188	-36,7%	75	112	-33,1%	
Lesieur Cristal	2.711	3.039	-10,8%	131	89	47,2%	79	23	MAD +56 Mn	
Mutandis	965	960	0,6%	104	81	28,2%	107	39	177,0%	
Dari Couspate	400	428	-6,4%	32	22	45,6%	23	16	47,6%	
Oulmès	1.370	1.165	17,6%	90	62	44,8%	24	21	15,3%	
Unimer	570	623	-8,5%	-2	-9	MAD +7 Mn	-53	-45	MAD -8 Mn	
<b>Banks</b>										
Attijariwafa bank	17.023	14.605	16,6%	8.784	6.661	31,9%	4.906	3.614	35,7%	
Bank Of Africa	9.572	8.377	14,3%	3.611	2.799	29,0%	1.942	1.414	37,3%	
BCP	12.838	11.740	9,4%	4.565	4.167	9,6%	2.584	2.345	10,2%	
CFG Bank	424	309	37,5%	140	91	53,7%	109	65	68,3%	
Crédit du Maroc	1.606	1.426	12,6%	712	534	33,2%	391	286	36,8%	
CIH Bank	2.333	2.219	5,2%	788	788	0,0%	442	413	7,1%	
BMCI	1.887	1.695	11,4%	380	364	4,6%	211	217	-3,0%	
<b>Insurance</b>										
SANLAM Maroc	3.535	3.493	1,2%	539	234	130,6%	376	208	80,7%	
Wafa Assurance	7.100	6.533	8,7%	758	606	25,2%	643	550	16,8%	
AtlantaSanad	3.096	3.085	0,3%	305	302	0,9%	250	245	2,0%	
AFMA	159	144	10,6%	71	66	7,0%	46	41	14,4%	
Agma Lahlou-Tazi	88	84	4,2%	49	48	0,8%	36	34	4,7%	
<b>Building materials</b>										
TGCC	3.543	2.860	23,9%	409	213	91,8%	259	122	113,1%	
Delta Holding	1.375	1.323	3,9%	170	137	23,5%	142	79	81,4%	
SNEP	256	478	-46,4%	-35	5	MAD -39 Mn	-32	-21	MAD -12 Mn	
Sonasid	2.437	2.543	-4,2%	52	56	-7,9%	21	19	12,7%	
Colorado	282	297	-5,1%	34	29	16,9%	21	16	30,6%	
Aluminium du Maroc	605	671	-9,7%	59	44	35,4%	23	5	MAD +19 Mn	
Jet Contractors	1.380	991	39,3%	197	60	MAD +137 Mn	89	24	MAD +65 Mn	
<b>CM</b>										
LafargeHolcim Maroc	3.691	4.130	-10,6%	1.460	1.468	-0,5%	756	826	-8,4%	
Ciments du Maroc	1.999	2.159	-7,4%	661	666	-0,7%	433	438	-1,2%	
<b>R. Estate</b>										
Alliances	1.209	1.003	20,6%	243	230	5,6%	165	106	55,4%	
RDS	92	254	-63,6%	2	14	-83,7%	-17	-8	MAD -9 Mn	
Addoha	1.688	1.406	20,0%	319	148	116,1%	186	95	94,7%	
Taqa Morocco	5.651	7.448	-24,1%	1.417	1.379	2,8%	526	458	14,8%	
<b>Energy</b>										
TotalEnergies Marketing Maroc	8.436	8.208	2,8%	604	175	MAD +429 Mn	406	97	MAD +309 Mn	
Afrikaia Gaz	4.253	4.433	-4,0%	551	548	0,4%	353	349	1,0%	
<b>Dis</b>										
Label Vie	7.783	7.533	3,3%	304	302	1,0%	259	221	17,2%	
<b>Auto</b>										
Auto Hall	2.432	2.197	10,7%	131	57	130,5%	19	-12	MAD +31 Mn	
Auto Nejma	1.319	1.088	21,3%	155	134	15,4%	81	87	-6,1%	
<b>Por</b>										
Marsa Maroc	2.482	2.119	17,1%	1.074	769	39,8%	626	433	44,6%	
<b>Mining</b>										
Managem	4.408	4.182	5,4%	671	643	4,4%	259	305	-15,2%	
CMT	281	275	2,1%	144	139	3,4%	93	91	3,1%	
SMI	571	532	7,4%	156	66	135,4%	116	44	164,6%	
Disway	842	924	-8,9%	47	58	-19,4%	35	39	-10,2%	
Disty Technologies	247	291	-15,2%	15	16	-6,1%	10	12	-14,3%	
<b>IT</b>										
HPS	553	545	1,6%	75	93	-19,5%	40	46	-12,3%	
Microdata	555	550	0,9%	81	78	3,7%	61	53	16,0%	
S2M	148	130	13,5%	10	12	-14,0%	7	5	29,4%	
Involys	20	14	43,7%	2	-3	MAD +5 Mn	1	-4	MAD +5 Mn	
M2M Group	55	33	67,9%	9	-15	MAD +24 Mn	6	-21	MAD +28 Mn	
<b>Leasing</b>										
Maghrebail	197	165	19,1%	119	107	10,6%	68	63	8,1%	
Maroc Leasing	127	180	-29,3%	73	83	-12,3%	42	46	-8,0%	
Salafin	186	192	-3,3%	75	68	10,8%	42	39	6,8%	
Eqdom	278	287	-2,9%	92	90	2,1%	62	56	10,3%	
<b>Others</b>										
Aradei Capital	298	295	0,9%	183	185	-1,1%	76	74	3,2%	
Akdital	1.249	828	50,8%	205	126	62,5%	113	67	68,6%	
Sothema	1.328	1.184	12,1%	242	216	12,2%	164	152	7,7%	
Ennaki Automobiles	1.104	1.047	5,5%	104	88	17,5%	88	68	28,8%	
Promopharm	434	383	13,3%	44	43	3,8%	24	25	-4,6%	
CTM	360	293	22,8%	0	11	-98,9%	12	19	-34,6%	
Maghreb Oxygène	149	145	3,1%	3	5	-25,9%	8	9	-9,0%	
Balima	27	27	-3,1%	8	4	86,6%	5	2	MAD +4 Mn	
Med Paper	49	56	-11,7%	6	6	-1,9%	4	3	16,8%	
Afric Industries	20	19	5,8%	4	3	47,1%	2	2	38,2%	
Immorente Invest	38	34	12,2%	24	22	9,8%	17	17	-3,1%	
Fenie Brossette	343	307	11,7%	12	10	24,8%	8	7	10,8%	
SRM	141	126	12,0%	-8	-6	MAD -2 Mn	-11	-9	MAD -1 Mn	
Zellidja	343	307	11,7%	11	8	43,3%	3	2	71,9%	
Rebab Company	0	0	0,0%	0	0	MAD 0 Mn	0	0	MAD +1 Mn	
Stroc Industrie	49	49	0,5%	-2	-5	MAD +3 Mn	-7	-11	MAD +3 Mn	
IB Maroc.com	NC	NC	-	NC	NC	-	NC	NC	-	
Stokvis Nord Afrique	69	83	-17,1%	-14	-9	MAD -5 Mn	-24	-33	MAD +9 Mn	
Risma	597	594	0,5%	116	135	-14,0%	75	82	-8,8%	
DLM	NC	NC	-	NC	NC	-	NC	NC	-	





# CASABLANCA CLOSING

## EQUITY

### 2023 DIVIDENDS

Stock	DPS 2023	DPS 2022	Change	GM Date	Ex-Dividend Date	Date of payment
Addoha	0	0	-	25/06/2024		
AFMA	55	55	0,0%	11/06/2024	03/09/2024	12/09/2024
Africa Industries	20	20	0,0%	11/06/2024	16/07/2024	25/07/2024
Afrikaia Gaz	140	140	0,0%	21/03/2024	02/04/2024	16/04/2024
Agma	275	255	7,8%	29/05/2024	16/07/2024	25/07/2024
Akdital	6,00	3,25	84,6%	13/06/2024	31/07/2024	09/08/2024
Alliances	3,0	-	-	10/06/2024	11/07/2024	22/07/2024
Aluminium du Maroc	90	70	28,6%	25/06/2024	01/08/2024	09/08/2024
Aradei Capital	5,88	19,19	6,7%	28/06/2024	18/07/2024	29/07/2024
	14,59 [Extraordinary DPS]					
AtlantaSanad	5,7	5,5	3,6%	21/05/2024	20/06/2024	28/06/2024
Attijariwafa bank	16,5	15,5	6,5%	11/06/2024	10/07/2024	19/07/2024
Auto Hall	2,0	3,5	-42,9%	29/05/2024	20/06/2024	01/07/2024
Auto Nejma	94	110	45,3%	08/04/2024	23/05/2024	03/06/2024
		15 [Extraordinary DPS]				
Balima	5,5	5,5	0,0%	24/06/2024	16/07/2024	25/07/2024
BCP	10,0	9,0	11,1%	28/06/2024	19/07/2024	31/07/2024
Bank of Africa	4	4	0,0%	25/06/2024	17/07/2024	26/07/2024
BMCI	18	18	0,0%	28/06/2024	17/07/2024	26/07/2024
Cartier Saada	0	0	-			
Crédit du Maroc	34,2	27,0	26,7%	13/06/2024	09/07/2024	18/07/2024
CFG Bank	3,3	-	-	30/05/2024	11/06/2024	24/06/2024
CIH Bank	14	14	0,0%	13/06/2024	09/07/2024	18/07/2024
Cimar	60,0	60,0	16,7%	29/05/2024	02/07/2024	15/07/2024
	10 [Extraordinary DPS]					
CMT	0	60	-			
Colorado	2,25	2,0	12,5%	15/05/2024	06/06/2024	20/06/2024
Cosumar	7,0	7,0	0,0%	06/06/2024	11/07/2024	22/07/2024
	3 [Extraordinary DPS]					
CTM	15,0	25,0	-40,0%	10/06/2024	10/09/2024	23/09/2024
Dari Couspate	120	85	41,2%	28/06/2024	18/07/2024	29/07/2024
Delta Holding	1,5	1,4	7,1%	16/05/2024	10/07/2024	19/07/2024
Disty Technologies	15	10	50,0%	06/06/2024	09/07/2024	18/07/2024
Disway	35	35	0,0%	17/05/2024	25/06/2024	04/07/2024
Delattre Levivier Maroc	0	0	-			
Ennaki Automobiles	2,14	1,89	13,2%	19/04/2024	10/07/2024	19/07/2024
Eqdom	55,0	55,0	0,0%	30/05/2024	20/06/2024	01/07/2024
Fenie Brossette	0	0	-	25/06/2024		
HPS	6,8	6,0	13,3%	26/06/2024	17/07/2024	26/07/2024
IB Maroc	0	0	-			
Immorente	1,0	1,0	4,0%	04/04/2024	22/04/2024	30/04/2024
	2,2	2,0			11/06/2024	24/06/2024
	1,0	1,0			19/09/2024	30/09/2024
	1,0	1,0			11/12/2024	20/12/2024
Involys	0	0	-	28/06/2024		
Jet Contractors	7	0	-	30/05/2024	09/07/2024	18/07/2024
Label Vie	96,8	86,4	12,0%	03/06/2024	20/06/2024	01/07/2024
LafargeHolcim Maroc	66	66	0,0%	23/05/2024	06/06/2024	20/06/2024
Lesieur Cristal	2,0	4,5	-55,6%	15/05/2024	26/06/2024	05/07/2024
M2M Group	0	0	-	26/06/2024		
Maghreb Oxygène	4,0	4,0	0,0%	21/03/2024	03/04/2024	16/04/2024
Maghrébaïl	50	50	0,0%	29/05/2024	06/08/2024	15/08/2024
Managem	30,0	30,0	0,0%	06/06/2024	20/06/2024	01/07/2024
Maroc Leasing	14	14	0,0%	10/05/2024	18/09/2024	27/09/2024
Maroc Telecom	4,2	2,2	91,8%	28/03/2024	03/09/2024	12/09/2024
Marsa Maroc	9	8	6,3%	25/06/2024	24/07/2024	07/08/2024
Med Paper	0,0	0,0	-	27/06/2024		
Microdata	34	25	36,0%	26/06/2024	15/07/2024	24/07/2024
Mutandis	10,5	8,5	23,5%	03/04/2024	27/06/2024	10/07/2024
TGCC	8	6	25,0%	07/06/2024	12/07/2024	23/07/2024
Oulmès	22,0	16,5	33,3%	14/05/2024	26/06/2024	05/07/2024
Promopharm	0	40	-	20/06/2024		
RDS	0,0	0,0	-	05/06/2024		
Rebab Company	0	0	-	24/06/2024		
Risma	6,0	0,0	-	20/06/2024	18/07/2024	29/07/2024
S2M	0	0	-	27/06/2024		
SANLAM Maroc	77,0	36,0	113,9%	06/06/2024	22/08/2024	30/08/2024
Salafin	14,3	13,5	5,6%	14/05/2024	27/05/2024	05/06/2024
	14,25 [Extraordinary DPS]	13,50 [Extraordinary DPS]				
SBM	160,0	145,5	-	07/05/2024	06/06/2024	20/06/2024
SMI	80	0	-	06/06/2024	20/06/2024	01/07/2024
SNEP	0,0	16,0	-	26/06/2024		
Sonasid	21	30	-30,0%	14/06/2024	12/07/2024	23/07/2024
Sothema	17,0	25,0	-32,0%	22/05/2024	21/06/2024	02/07/2024
SRM	0	0	-	14/06/2024		
Stokvis	0,0	0,0	-	10/05/2024		
Stroc Industrie	0	0	-	28/06/2024		
Taqa Morocco	35,0	35,0	0,0%	23/05/2024	20/06/2024	28/06/2024
Timar	0	0	-	28/05/2024		
TotalEnergies Marketing Maroc	56,0	56,0	-	06/06/2024	19/06/2024	27/06/2024
Unimer	1	1	-	27/06/2024	09/09/2024	20/09/2024
Wafa Assurance	140,0	130,0	7,7%	15/05/2024	11/06/2024	26/06/2024
Zellidja	0	0	-	24/06/2024		

#### Attijari Global Research

Mahat Zerhouni  
+212 529 03 68 16  
m.zerhouni@attijari.ma

#### Attijari Intermédiation

Anis Hares  
+212 529 03 68 34

Alae Yahya  
+212 529 03 68 15

Sofia Mohcine  
+212 522 49 59 52

Mehdi Benchekroun  
+212 529 03 68 14



Attijari  
Global Research