

# CASABLANCA CLOSING EQUITY

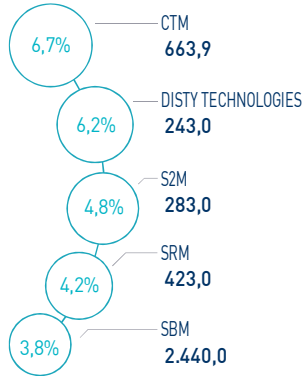
25 NOVEMBER 2024

## MARKET INSIGHT

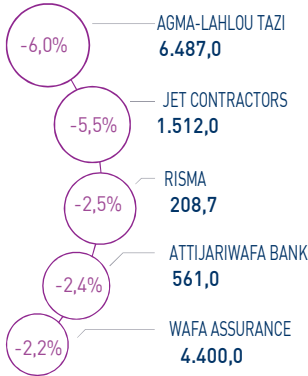
<b>  MASI  </b> 14.719 pts	<b>  MSI20  </b> 1.196 pts	<b>  CAPI  </b> 753 MAD Bn	<b>  VOLUME  </b> 229 MAD Mn
↘ Daily -1,13%	↘ Daily -1,19%	↗ High 765	MC 229
↗ YTD 21,71%	↗ YTD 20,83%	↘ Low 628	MB -

## THE DAY IN REVIEW

### TOP PERFORMERS



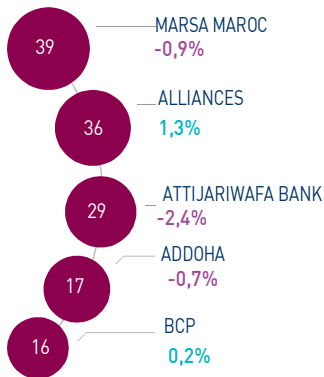
### BOTTOM PERFORMERS



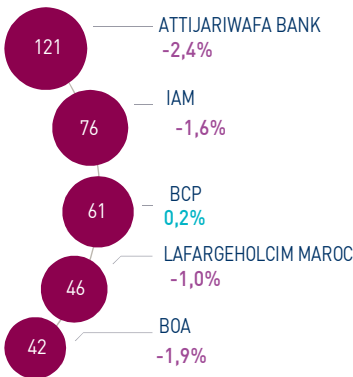
At the first trading session of the week, the MASI index recorded a significant decrease of -1.13% at 14.719 points. In this context, the YTD performance of the market stood at +21.71%.

CTM topped the highest increase recording a gain of +6.7%. In the opposite, Agma-Lahlou Tazi displayed the strongest decline, down -6.0%.

### MOST ACTIVE (MAD Mn)



### LARGEST CAP (MAD Bn)



Volume traded on the central market settled at MAD 229 Mn, driven by Jet Marsa Maroc, Alliances and Attijariwafa bank, which represent 45% of the total flow.

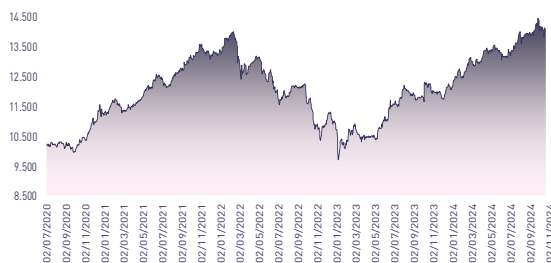
### Attijari Global Research

Mahat Zerhouni  
+212 529 03 68 16  
m.zerhouni@attijari.ma

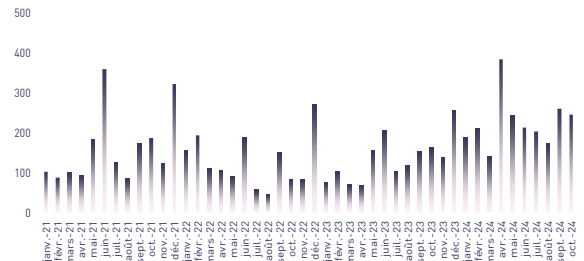
### Attijari Intermédiation

Anis Hares  
+212 529 03 68 34  
Alae Yahya  
+212 529 03 68 15  
Sofia Mohcine  
+212 529 03 68 21  
Mehdi Benckroun  
+212 529 03 68 14

## MASI INDEX EVOLUTION (pts)



## ADV- MONTHLY BASIS VOLUME (MAD Mn)



## KEY ECONOMIC RELEASES/EVENTS OVER THE WEEK

**| Nov. 25<sup>st</sup> | 2024**

The NIGS of Bank Of Africa rose by +32% to MAD 2,689 Mn at the end of September 2024.

**| Nov. 25<sup>st</sup> | 2024**

Label Vie's shareholders are convened to the Ordinary General Meeting. This should deliberate on a bond loan issue for a maximum overall amount of MAD 1 Bn.

**| Nov. 25<sup>st</sup> | 2024**

S2M announces the sale of all of its stake in the par capital of the Tunisian company African Card Company to Utique Invest. The sale price was set at MAD 7.4 Mn.

**| Nov. 22<sup>nd</sup> | 2024**

The BCP NIGS stood at MAD 3,932 Mn up +10% at the end of September 2024.



Attijari  
Global Research



# CASABLANCA CLOSING

## EQUITY



## DAILY STOCK ON NOVEMBER 25<sup>th</sup>, 2024

25/11/2024	Close	Day	YTD	Max 2024	Min 2024	Quantity	P/E 23R	P/B 23R	D/Y 23R
Addoha	37,35	-0,66%	160,64%	39,30	14,83	465.481	N.S	1,7	0,0%
AFMA	1.138,0	0,00%	-5,17%	1.279,0	1.117,0	1	19,0	22,4	4,8%
Afric Industries	303,8	0,60%	-9,30%	346,8	300,0	423	19,9	2,0	6,6%
Afrikaia Gaz	3.895,0	0,00%	-2,63%	4.300,0	3.780,0	2	27,8	4,5	3,6%
Agma	6.487,0	-5,99%	1,68%	7.500,0	6.289,0	1	20,5	9,6	4,2%
Akdital	1.055,0	-1,59%	112,70%	1.110,0	496,1	15.068	N.S	10,8	0,6%
Alliances	384,80	1,26%	233,16%	384,80	123,50	93.526	35,1	2,5	0,8%
Aluminium du Maroc	1.409,0	0,64%	2,92%	1.579,0	1.320,0	5	N.S	2,7	6,4%
Aradei Capital	482,0	-1,63%	8,31%	552,0	441,0	2.023	19,9	1,2	4,2%
AtlantaSanad	131,0	2,34%	3,15%	152,0	121,0	64	1,2	0,2	4,4%
Attijariwafa bank	561,0	-2,43%	21,96%	584,0	462,5	51.485	16,1	2,1	2,9%
Auto Hall	65,90	-1,44%	-2,73%	81,50	63,00	18.842	34,2	2,1	3,0%
Auto Nejma	2.068,0	0,00%	-16,28%	2.470,0	1.945,0	0	13,4	1,8	4,5%
Balima	205,0	0,00%	10,81%	235,2	185,0	0	40,2	2,9	2,7%
BCP	300,0	0,18%	9,09%	316,0	275,0	54.915	17,6	1,6	3,3%
BoA	195,3	-1,86%	8,80%	205,5	180,0	2.387	15,6	1,5	2,0%
BMCI	560,0	-1,06%	3,70%	650,0	548,8	420	43,4	1,0	3,2%
Cartier Saada	34,78	0,00%	58,09%	41,00	21,82	210	N.S	1,3	0,0%
CFG Bank	207,5	-1,33%	46,64%	211,0	146,0	22.972	43,8	4,4	1,6%
CIH Bank	419,9	-0,04%	19,43%	430,0	333,0	634	18,0	1,9	3,3%
Cimar	1.981,0	-0,25%	17,92%	2.002,0	1.677,0	312	28,8	8,3	3,5%
CMT	1.579,0	-0,06%	44,86%	1.720,0	988,0	1.376	16,3	3,5	0,0%
Colorado	52,60	0,00%	13,12%	56,97	44,17	0	22,0	2,6	4,3%
Cosumar	192,0	-1,03%	-1,54%	201,4	180,1	1.880	18,0	3,0	5,2%
Crédit du Maroc	1.012,0	-0,88%	26,98%	1.046,0	797,0	6.818	21,9	1,7	3,4%
CTM	663,9	6,70%	16,45%	695,0	570,1	50	12,9	2,5	2,3%
Dari Couspate	3.686,0	0,00%	15,19%	3.808,0	3.200,0	0	31,2	3,2	3,3%
Delattre Levivier	40,00	0,00%	0,00%	40,00	40,00	0	N.S	N.S	0,0%
Delta Holding	52,49	-0,02%	47,86%	59,90	36,00	1.082	24,3	2,0	2,9%
Diac Salaf	26,25	0,00%	0,00%	26,25	26,25	0	N.S	N.S	0,0%
Disty Technologies	243,0	6,16%	26,96%	268,2	187,0	4.513	12,9	1,4	6,2%
Disway	658,0	0,00%	1,23%	734,0	630,0	0	18,9	1,9	5,3%
Ennaki	32,82	-0,55%	5,87%	37,40	31,14	5.155	7,6	1,3	6,5%
Eqdom	1.057,0	0,00%	7,07%	1.240,0	990,0	0	19,8	1,2	5,2%
Fenie Brossette	112,25	-0,04%	19,01%	124,95	85,10	220	22,4	1,2	0,0%
HPS	561,0	-0,71%	-9,81%	624,6	495,5	489	41,6	5,9	1,2%
IAM	86,7	-1,65%	-13,35%	105,3	86,7	184.298	14,4	4,4	4,8%
IB Maroc	33,00	0,00%	59,42%	42,56	20,11	100	N.S	N.S	0,0%
Immoyente	90,0	0,54%	-3,23%	96,7	89,5	2.849	18,9	1,0	5,8%
Involys	97,6	-0,51%	10,86%	114,0	83,0	94	N.S	0,4	0,0%
Jet Contractors	1.512,0	-5,50%	492,94%	1.670,0	255,0	9.170	N.S	4,3	0,5%
Label Vie	4.295,0	0,00%	2,26%	4.750,0	4.118,0	0	24,5	4,0	2,3%
LafargeHolcim Maroc	1.980,0	-1,00%	3,13%	2.074,0	1.780,0	312	30,0	4,1	3,3%
Lesieur Cristal	275,0	-0,02%	1,85%	300,0	256,2	406	N.S	4,3	0,7%
M2M Group	522,0	0,00%	-15,67%	619,0	423,5	0	N.S	3,2	0,0%
Maghreb Oxygène	229,0	0,20%	-0,43%	250,0	195,0	9	19,5	0,6	1,7%
Maghrébail	929,0	0,00%	2,09%	999,0	900,0	0	10,0	1,2	5,4%
Managem	2.851,0	-1,72%	61,99%	2.901,0	1.730,0	24	N.S	3,7	1,1%
Maroc Leasing	399,0	0,00%	10,83%	420,0	356,0	0	10,6	1,0	3,5%
Marsa Maroc	540,0	-0,92%	94,24%	558,9	270,0	71.249	N.S	15,8	1,6%
Med Paper	20,50	0,05%	0,05%	26,60	18,50	146	17,2	3,7	0,0%
Microdata	627,9	2,10%	4,65%	695,0	600,0	5	18,4	5,8	5,4%
Mutandis	295,0	0,00%	18,00%	313,0	248,0	1.184	24,2	2,7	3,6%
Oulmès	1.315,0	0,00%	-2,52%	1.449,0	1.261,0	0	40,7	3,7	1,7%
Promopharm	890,0	-0,11%	-11,00%	1.150,0	873,0	161	15,6	1,9	0,0%
Rebab	104,45	0,00%	24,63%	111,10	65,71	0	N.S	0,8	0,0%
RDS	71,60	-1,78%	229,95%	100,00	22,48	59.851	N.S	0,5	0,0%
Risma	208,7	-2,50%	0,80%	264,1	190,0	559	12,3	2,3	2,9%
S2M	283,0	4,81%	57,22%	283,0	155,6	12.878	21,1	3,7	0,0%
Sanlam Maroc	1.920,0	0,00%	47,81%	2.090,0	1.132,0	0	14,1	1,4	4,0%
Salafin	559,0	0,00%	7,50%	630,0	480,8	0	19,3	2,0	5,1%
Samir	127,8	0,00%	0,00%	127,8	127,8	0	N.S	N.S	0,0%
SBM	2.440,0	3,83%	8,11%	2.893,0	2.200,0	1	10,8	3,9	6,6%
SMI	2.188,0	0,00%	65,38%	2.422,0	1.311,0	0	21,3	2,7	3,7%
SNEP	523,0	-0,76%	6,73%	650,0	460,0	368	N.S	1,8	0,0%
Sonasis	910,0	-1,19%	37,88%	990,0	664,1	226	N.S	2,0	2,3%
Sothema	930,0	-0,02%	-2,21%	1.055,0	912,0	124	25,5	4,5	1,8%
SRM	423,0	4,19%	253,09%	677,0	93,5	707	N.S	0,8	0,0%
Stokvis Nord Afrique	16,00	-1,23%	46,79%	18,00	10,23	454	N.S	N.S	0,0%
Stroc Industrie	46,35	-1,38%	61,39%	67,50	25,50	530	N.S	N.S	0,0%
TAQA Morocco	1.375,0	-1,36%	25,00%	1.596,0	1.100,0	1.494	31,3	5,0	2,5%
TGCC	485,0	0,00%	160,75%	491,4	188,0	24.810	42,3	10,4	1,5%
TotalEnergies Maroc	1.550,0	-1,27%	33,62%	1.740,0	1.170,0	41	N.S	6,0	3,6%
UNIMER	174,9	0,00%	-1,19%	178,0	167,4	0	N.S	1,8	0,6%
Wafa Assurance	4.400,0	-2,20%	10,00%	4.600,0	3.863,0	300	23,0	1,9	3,2%
Zellidja	94,0	0,00%	33,92%	179,9	70,2	0	N.S	1,0	0,0%
<b>MASI</b>	<b>14.718,7</b>	<b>-1,13%</b>	<b>21,71%</b>	<b>14.986,6</b>	<b>12.141,7</b>	-	<b>17,5</b>	<b>4,2</b>	<b>2,9%</b>

Multiples reflect 2023 results reported to the current stock market capitalization



Attijari  
Global Research





# CASABLANCA CLOSING

## EQUITY



### 2023 DIVIDENDS

Stock	DPS 2023	DPS 2022	Change	GM Date	Ex-Dividend Date	Date of payment
Addoha	0	0	-	25/06/2024		
AFMA	55	55	0,0%	11/06/2024	03/09/2024	12/09/2024
Africa Industries	20	20	0,0%	11/06/2024	16/07/2024	25/07/2024
Afrikaia Gaz	140	140	0,0%	21/03/2024	02/04/2024	16/04/2024
Agma	275	255	7,8%	29/05/2024	16/07/2024	25/07/2024
Akdital	6,00	3,25	84,6%	13/06/2024	31/07/2024	09/08/2024
Alliances	3,0	-	-	10/06/2024	11/07/2024	22/07/2024
Aluminium du Maroc	90	70	28,6%	25/06/2024	01/08/2024	09/08/2024
Aradei Capital	5,88	19,19	6,7%	28/06/2024	18/07/2024	29/07/2024
	14,59 [Extraordinary DPS]					
AtlantaSanad	5,7	5,5	3,6%	21/05/2024	20/06/2024	28/06/2024
Attijariwafa bank	16,5	15,5	6,5%	11/06/2024	10/07/2024	19/07/2024
Auto Hall	2,0	3,5	-42,9%	29/05/2024	20/06/2024	01/07/2024
Auto Nejma	94	110	45,3%	08/04/2024	23/05/2024	03/06/2024
		15 [Extraordinary DPS]				
Balima	5,5	5,5	0,0%	24/06/2024	16/07/2024	25/07/2024
BCP	10,0	9,0	11,1%	28/06/2024	19/07/2024	31/07/2024
Bank of Africa	4	4	0,0%	25/06/2024	17/07/2024	26/07/2024
BMCI	18	18	0,0%	28/06/2024	17/07/2024	26/07/2024
Cartier Saada	0	0	-			
Crédit du Maroc	34,2	27,0	26,7%	13/06/2024	09/07/2024	18/07/2024
CFG Bank	3,3	-	-	30/05/2024	11/06/2024	24/06/2024
CIH Bank	14	14	0,0%	13/06/2024	09/07/2024	18/07/2024
Cimar	60,0	60,0	16,7%	29/05/2024	02/07/2024	15/07/2024
	10 [Extraordinary DPS]					
CMT	0	60	-			
Colorado	2,25	2,0	12,5%	15/05/2024	06/06/2024	20/06/2024
Cosumar	7,0	7,0	0,0%	06/06/2024	11/07/2024	22/07/2024
	3 [Extraordinary DPS]					
CTM	15,0	25,0	-40,0%	10/06/2024	10/09/2024	23/09/2024
Dari Couspate	120	85	41,2%	28/06/2024	18/07/2024	29/07/2024
Delta Holding	1,5	1,4	7,1%	16/05/2024	10/07/2024	19/07/2024
Disty Technologies	15	10	50,0%	06/06/2024	09/07/2024	18/07/2024
Disway	35	35	0,0%	17/05/2024	25/06/2024	04/07/2024
Delattre Levivier Maroc	0	0	-			
Ennaki Automobiles	2,14	1,89	13,2%	19/04/2024	10/07/2024	19/07/2024
Eqdom	55,0	55,0	0,0%	30/05/2024	20/06/2024	01/07/2024
Fenie Brossette	0	0	-	25/06/2024		
HPS	6,8	6,0	13,3%	26/06/2024	17/07/2024	26/07/2024
IB Maroc	0	0	-			
Immorente	1,0	1,0	4,0%	04/04/2024	22/04/2024	30/04/2024
	2,2	2,0			11/06/2024	24/06/2024
	1,0	1,0			19/09/2024	30/09/2024
	1,0	1,0				20/12/2024
Involys	0	0	-	28/06/2024		
Jet Contractors	7,0	0,0	-	30/05/2024	09/07/2024	18/07/2024
Label Vie	96,75	86,38	12,0%	03/06/2024	20/06/2024	01/07/2024
LafargeHolcim Maroc	66	66	0,0%	23/05/2024	06/06/2024	20/06/2024
Lesieur Cristal	2,0	4,5	-55,6%	15/05/2024	26/06/2024	05/07/2024
M2M Group	0	0	-	26/06/2024		
Maghreb Oxygène	4,0	4,0	0,0%	21/03/2024	03/04/2024	16/04/2024
Maghrébaïl	50	50	0,0%	29/05/2024	06/08/2024	15/08/2024
Managem	30	30	0,0%	06/06/2024	20/06/2024	01/07/2024
Maroc Leasing	14	14	0,0%	10/05/2024	18/09/2024	27/09/2024
Maroc Telecom	4,20	2,19	91,8%	28/03/2024	03/09/2024	12/09/2024
Marsa Maroc	8,5	8,0	6,3%	25/06/2024	24/07/2024	07/08/2024
Med Paper	0	0	-	27/06/2024		
Microdata	34	25	36,0%	26/06/2024	15/07/2024	24/07/2024
Mutandis	10,5	8,5	23,5%	03/04/2024	27/06/2024	10/07/2024
TGCC	7,5	6,0	25,0%	07/06/2024	12/07/2024	23/07/2024
Oulmès	22,0	16,5	33,3%	14/05/2024	26/06/2024	05/07/2024
Promopharm	0	40	-	20/06/2024		
RDS	0	0	-	05/06/2024		
Rebab Company	0	0	-	24/06/2024		
Risma	6,00	0	-	20/06/2024	18/07/2024	29/07/2024
S2M	0	0	-	27/06/2024		
SANLAM Maroc	77	36	113,9%	06/06/2024	22/08/2024	30/08/2024
Salafin	14,25	13,50	5,6%	14/05/2024	27/05/2024	05/06/2024
	14,25 [Extraordinary DPS]	13,50 [Extraordinary DPS]				
SBM	160,0	145,5	-	07/05/2024	06/06/2024	20/06/2024
SMI	80	0	-	06/06/2024	20/06/2024	01/07/2024
SNEP	0	16	-	26/06/2024		
Sonasid	21	30	-30,0%	14/06/2024	12/07/2024	23/07/2024
Sothema	17	25	-32,0%	22/05/2024	21/06/2024	02/07/2024
SRM	0	0	-	14/06/2024		
Stokvis	0	0	-	10/05/2024		
Stroc Industrie	0	0	-	28/06/2024		
Taqâ Morocco	35	35	0,0%	23/05/2024	20/06/2024	28/06/2024
Timar	0	0	-	28/05/2024		
TotalEnergies Marketing Maroc	56	56	-	06/06/2024	19/06/2024	27/06/2024
Unimer	1,0	1,0	-	27/06/2024	09/09/2024	20/09/2024
Wafa Assurance	140	130	7,7%	15/05/2024	11/06/2024	26/06/2024
Zellidja	0	0	-	24/06/2024		

#### Attijari Global Research

Mahat Zerhouni  
+212 529 03 68 16  
m.zerhouni@attijari.ma

#### Attijari Intermédiation

Anis Hares  
+212 529 03 68 34

Alae Yahya  
+212 529 03 68 15

Sofia Mohcine  
+212 522 49 59 52

Mehdi Benchekroun  
+212 529 03 68 14



Attijari  
Global Research