

# CASABLANCA CLOSING EQUITY

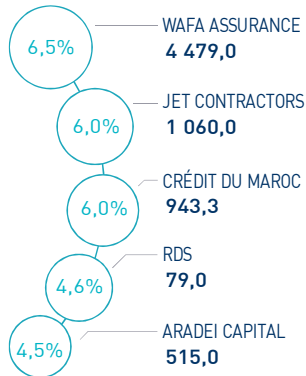
03 OCTOBER 2024

## MARKET INSIGHT

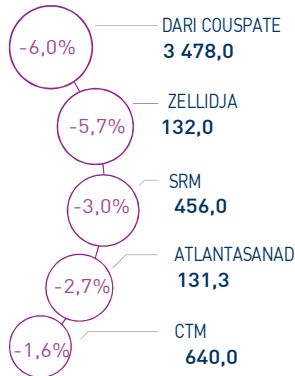
<b>  MASI  </b> 14 155 pts	<b>  MSI20  </b> 1 140 pts	<b>  CAPI  </b> 731 MAD Bn	<b>  VOLUME  </b> 181 MAD Mn
↗ Daily 0,93%	↗ Daily 0,72%	↗ High 745	MC 181
↗ YTD 17,05%	↗ YTD 15,17%	↘ Low 628	MB -

## THE DAY IN REVIEW

### TOP PERFORMERS



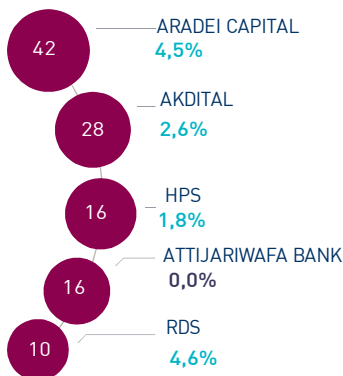
### BOTTOM PERFORMERS



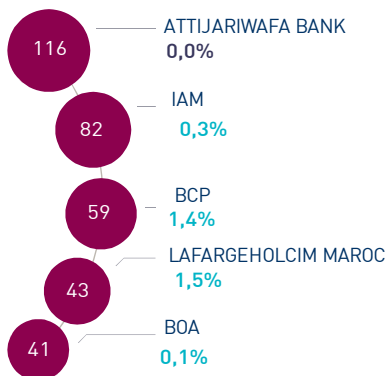
At the end of today's trading session, the MASI index recorded an increase of +0.93% at 14,155 points. In this context, the annual performance of the market stood at +17.05%.

Wafa Assurance topped the highest increases recording a gain of +6.5%. In the opposite Dari Couspate displayed the strongest decline, down -6.0%.

### MOST ACTIVE (MAD Mn)



### LARGEST CAP (MAD Bn)



Volume traded on the central market settled at MAD 181Mn, driven by Aradei Capital, Akdital and HPS which monopolized about 48% of the total flow.

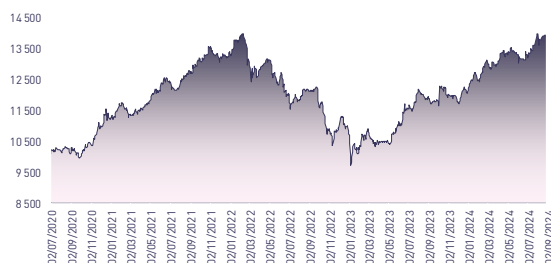
### Attijari Global Research

Mahat Zerhouni  
+212 529 03 68 16  
m.zerhouni@attijari.ma

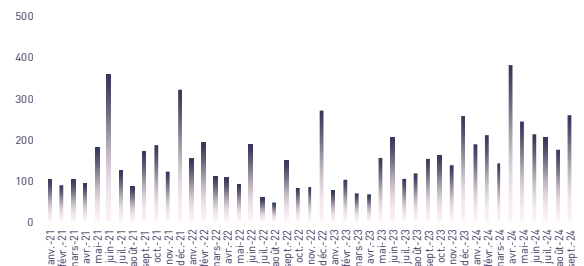
### Attijari Intermédiation

Anis Hares  
+212 529 03 68 34  
Alae Yahya  
+212 529 03 68 15  
Sofia Mohcine  
+212 529 03 68 21  
Mehdi Benckroun  
+212 529 03 68 14

## MASI INDEX EVOLUTION (pts)



## ADV- MONTHLY BASIS VOLUME (MAD Mn)



## KEY ECONOMIC RELEASES/EVENTS OVER THE WEEK

### | Oct. 03<sup>rd</sup> | 2024

In September 2024, the cumulative sales since the beginning of the year rose by 4.7% to 122,957 units.

### | Oct. 03<sup>rd</sup> | 2024

The results of Bank Al-Maghrib's monthly economic survey show an increase of TUC by 1 point to 77%.

### | Oct. 02<sup>nd</sup> | 2024

At the end of August 2024, bank loans reached MAD 1,103.1 Bn, up 3.9% year-on-year.

### | Oct. 02<sup>nd</sup> | 2024

At the end of August 2024, the trade deficit stood at MAD -87.9 Bn compared to MAD -79.4 Bn a year earlier.



Attijari  
Global Research



# CASABLANCA CLOSING

## EQUITY



### DAILY STOCK ON OCTOBER 03<sup>rd</sup>, 2024

03/10/2024	Close	Day	YTD	Max 2024	Min 2024	Quantity	P/E 23R	P/B 23R	D/Y 23R
Addoha	36,12	-1,01%	152,06%	39,30	14,83	227 256	N.S	1,6	0,0%
AFMA	1 184,0	0,00%	-1,33%	1 279,0	1 160,0	1	19,8	23,4	4,6%
Afric Industries	316,0	0,03%	-5,66%	346,8	302,0	158	20,7	2,1	6,3%
Afriquia Gaz	3 859,0	1,55%	-3,53%	4 300,0	3 780,0	2 509	27,6	4,5	3,6%
Agma	6 900,0	0,00%	8,15%	7 500,0	6 289,0	0	21,8	10,2	4,0%
Akdital	1 025,0	2,60%	106,65%	1 110,0	496,1	27 546	N.S	10,5	0,6%
Alliances	300,00	-0,33%	159,74%	325,00	123,50	9 980	27,4	1,9	1,0%
Aluminium du Maroc	1 380,0	0,00%	0,80%	1 579,0	1 320,0	121	N.S	2,6	6,5%
Aradei Capital	515,0	4,46%	15,73%	552,0	441,0	82 396	21,3	1,3	4,0%
AtlantaSanad	131,3	-2,74%	3,39%	152,0	121,0	412	1,2	0,2	4,3%
Attijariwafa bank	537,0	0,00%	16,74%	555,0	462,5	29 077	15,4	2,0	3,1%
Auto Hall	72,10	0,91%	6,42%	81,50	63,00	103	37,4	2,2	2,8%
Auto Nejma	2 068,0	0,00%	-16,28%	2 470,0	1 945,0	0	13,4	1,8	4,5%
Balima	218,4	0,00%	18,03%	235,2	185,0	0	42,8	3,1	2,5%
BCP	290,0	1,40%	5,45%	316,0	275,0	7 225	17,0	1,5	3,4%
BoA	191,2	0,08%	6,49%	205,5	180,0	1 600	15,3	1,5	2,1%
BMCI	599,9	2,72%	11,09%	650,0	548,8	2	N.S	1,1	3,0%
Cartier Saada	36,84	-0,43%	67,45%	41,00	21,82	162	N.S	1,4	0,0%
CFG Bank	189,0	-0,53%	33,57%	195,5	146,0	16 253	39,9	4,0	1,7%
CIH Bank	410,0	2,49%	16,61%	430,0	333,0	98	17,6	1,8	3,4%
Cimar	1 745,0	0,11%	3,87%	1 887,0	1 677,0	2 405	25,3	7,3	4,0%
CMT	1 624,0	0,43%	48,99%	1 720,0	988,0	122	16,8	3,6	0,0%
Colorado	51,80	0,58%	11,40%	56,97	44,17	1 351	21,6	2,6	4,3%
Cosumar	187,0	1,63%	-4,10%	201,4	180,1	9 557	17,5	3,0	5,3%
Crédit du Maroc	943,3	5,99%	18,36%	950,0	797,0	178	20,4	1,6	3,6%
CTM	640,0	-1,61%	12,26%	695,0	570,1	10	12,5	2,4	2,3%
Dari Couspate	3 478,0	-5,97%	8,69%	3 808,0	3 200,0	1	29,5	3,0	3,5%
Delattre Levivier	40,00	0,00%	0,00%	40,00	40,00	0	N.S	N.S	0,0%
Delta Holding	55,43	-1,02%	56,14%	59,90	36,00	555	25,7	2,1	2,7%
Diac Salaf	26,25	0,00%	0,00%	26,25	26,25	0	N.S	N.S	0,0%
Disty Technologies	230,5	2,44%	20,43%	268,2	187,0	160	12,2	1,3	6,5%
Disway	670,0	1,52%	3,08%	734,0	651,0	22	19,3	1,9	5,2%
Ennaki	34,28	2,33%	10,58%	37,40	31,14	2	7,9	1,4	6,2%
Eqdom	1 167,0	0,00%	18,21%	1 240,0	990,0	0	21,9	1,3	4,7%
Fenie Brossette	109,25	-0,64%	15,83%	124,95	85,10	1 219	21,8	1,2	0,0%
HPS	575,0	1,77%	-7,56%	624,6	495,5	27 831	42,6	6,0	1,2%
IAM	92,9	0,32%	-7,10%	105,3	87,3	72 868	15,5	4,8	4,5%
IB Maroc	38,44	3,81%	85,70%	42,56	20,11	5	N.S	N.S	0,0%
Immorente	92,0	0,22%	-1,08%	96,7	91,0	16	19,4	1,0	5,7%
Involys	101,8	0,00%	15,63%	114,0	83,0	0	N.S	0,4	0,0%
Jet Contractors	1 060,0	6,00%	315,69%	1 060,0	255,0	7 308	44,0	3,0	0,7%
Label Vie	4 480,0	0,00%	6,67%	4 750,0	4 118,0	0	25,5	4,2	2,2%
LafargeHolcim Maroc	1 850,0	1,54%	-3,65%	2 074,0	1 795,0	2 025	28,0	3,8	3,6%
Lesieur Cristal	277,0	0,00%	2,59%	300,0	256,2	0	N.S	4,4	0,7%
M2M Group	543,0	0,00%	-12,28%	619,0	423,5	0	N.S	3,3	0,0%
Maghreb Oxygène	220,0	0,00%	-4,35%	233,0	195,0	0	18,7	0,6	1,8%
Maghrébil	925,0	0,00%	1,65%	999,0	902,5	0	10,0	1,2	5,4%
Managem	2 700,0	1,50%	53,41%	2 870,0	1 730,0	474	N.S	3,5	1,1%
Maroc Leasing	370,0	0,00%	2,78%	420,0	356,0	0	9,9	0,9	3,8%
Marsa Maroc	447,0	1,59%	60,79%	472,0	270,0	3 975	38,5	13,1	1,9%
Med Paper	21,47	1,08%	4,78%	26,60	18,50	2 021	18,0	3,9	0,0%
Microdata	655,7	4,08%	9,28%	695,0	600,0	7	19,3	6,0	5,2%
Mutandis	300,0	0,00%	20,00%	313,0	248,0	2 962	24,6	2,8	3,5%
Oulmès	1 315,0	0,00%	-2,52%	1 449,0	1 261,0	0	40,7	3,7	1,7%
Promopharm	1 099,0	0,00%	9,90%	1 150,0	900,0	0	19,3	2,3	0,0%
Rebab	104,45	0,00%	24,63%	111,10	65,71	0	N.S	0,8	0,0%
RDS	79,00	4,65%	264,06%	100,00	22,48	126 418	N.S	0,5	0,0%
Risma	222,4	3,04%	7,42%	264,1	190,0	92	13,1	2,4	2,7%
S2M	233,0	-0,02%	29,42%	274,0	155,6	89	17,4	3,1	0,0%
Sanlam Maroc	1 857,0	0,00%	42,96%	2 090,0	1 132,0	0	13,7	1,4	4,1%
Salafin	575,0	0,00%	10,58%	630,0	480,8	0	19,8	2,1	5,0%
Samir	127,8	0,00%	0,00%	127,8	127,8	0	N.S	N.S	0,0%
SBM	2 542,0	-0,12%	12,63%	2 893,0	2 200,0	10	11,3	4,1	6,3%
SMI	2 230,0	1,36%	68,56%	2 422,0	1 311,0	77	21,7	2,7	3,6%
SNEP	475,0	0,22%	-3,06%	650,0	472,2	41	N.S	1,6	0,0%
Sonasis	825,0	0,61%	25,00%	921,1	664,1	43	N.S	1,8	2,5%
Sothema	955,0	-0,52%	0,42%	1 055,0	931,0	50	26,2	4,6	1,8%
SRM	456,0	-2,98%	280,63%	677,0	93,5	29	N.S	0,9	0,0%
Stokvis Nord Afrique	15,66	2,55%	43,67%	18,00	10,23	2 353	N.S	N.S	0,0%
Stroc Industrie	55,99	1,80%	94,95%	67,50	25,50	9	N.S	N.S	0,0%
TAQA Morocco	1 450,0	1,75%	31,82%	1 450,0	1 100,0	5 407	33,0	5,3	2,4%
TGCC	407,0	1,62%	118,82%	424,0	188,0	12 795	35,5	8,7	1,8%
TotalEnergies Maroc	1 605,0	0,63%	38,36%	1 740,0	1 170,0	370	N.S	6,2	3,5%
UNIMER	174,9	0,00%	-1,19%	178,0	167,4	0	N.S	1,8	0,6%
Wafa Assurance	4 479,0	6,49%	11,98%	4 600,0	3 863,0	50	23,4	1,9	3,1%
Zellidja	132,0	-5,71%	88,03%	179,9	70,2	26	N.S	1,4	0,0%
MASI	14 155,0	0,93%	17,05%	14 449,0	12 141,7	-	18,7	3,9	3,0%

Multiples reflect 2023 results reported to the current stock market capitalization



Attijari  
Global Research



# CASABLANCA CLOSING

## EQUITY

### FY 2023 FINANCIAL FIGURES

	Turnover			EBIT			Net Income (Group Share)			
	MAD Mn	2023	2022	Change	2023	2022	Change	2023	2022	Change
Maroc Telecom		36 786	35 731	3,0%	11 726	8 987	30,5%	5 283	2 750	92,1%
Cosumar		10 233	10 433	-1,9%	1 375	1 294	6,2%	1 009	826	22,2%
SBM		2 922	2 910	0,4%	597	647	-7,8%	637	399	59,8%
Lesieur Cristal		5 934	6 897	-14,0%	74	463	-84,0%	3	206	-98,8%
Mutandis		2 442	2 329	4,9%	228	175	30,0%	113	100	13,2%
Dari Couspate		874	782	11,9%	44	12	MAD +32 Mn	35	20	77,3%
Oulmès		2 625	2 196	19,5%	183	117	56,8%	64	61	4,9%
Unimer		1 394	1 368	1,9%	46	74	-37,9%	14	116	-87,9%
Attijariwafa bank		29 943	25 935	15,5%	13 771	11 615	18,6%	7 508	6 103	23,0%
Bank Of Africa		16 953	15 624	8,5%	5 395	4 697	14,9%	2 662	2 305	15,5%
BCP		22 795	20 608	10,6%	6 220	5 581	11,4%	3 475	2 749	26,4%
CFG Bank		657	500	31,4%	199	83	140,2%	166	44	MAD +122 Mn
Crédit du Maroc		2 927	2 569	13,9%	883	759	16,4%	503	404	24,4%
CIH Bank		4 468	3 518	27,0%	1 196	1 067	12,1%	710	669	6,2%
BMCI		3 438	3 054	12,6%	614	420	46,0%	171	229	-25,1%
SANLAM Maroc		6 153	5 955	3,3%	723	-205	MAD +927 Mn	559	-70	MAD +630 Mn
Wafa Assurance		12 724	11 639	9,3%	902	1 092	-17,4%	670	776	-13,6%
AtlantaSanad		5 112	5 465	-6,5%	552	731	-24,4%	438	414	5,7%
AFMA		259	244	6,2%	106	100	6,1%	60	59	1,0%
Agma Lahlou-Tazi		161	152	5,8%	89	82	8,0%	63	57	11,4%
TGCC		7 287	5 244	39,0%	581	405	43,5%	363	245	48,2%
Delta Holding		3 133	2 799	11,9%	315	312	0,9%	189	166	13,9%
SNEP		795	1 107	-28,3%	-11	153	MAD -164 Mn	-57	87	MAD -144 Mn
Sonasid		4 996	4 888	2,2%	117	163	-28,2%	65	86	-24,3%
Colorado		611	610	0,2%	65	60	8,5%	39	35	9,0%
Aluminium du Maroc		1 270	1 419	-10,5%	84	123	-31,4%	7	5	48,9%
Jet Contractors		2 276	1 800	26,5%	160	129	24,6%	73	27	170,4%
LafargeHolcim Maroc		8 212	7 985	2,8%	2 978	2 696	10,5%	1 548	1 392	11,2%
Ciments du Maroc		4 305	4 043	6,5%	1 428	1 327	7,6%	994	917	8,4%
Alliances		2 017	1 604	25,7%	410	321	27,8%	242	174	39,1%
RDS		421	543	-22,5%	-28	-26	MAD -2 Mn	-67	-61	MAD -6 Mn
Addoha		2 134	1 378	54,9%	144	127	13,5%	188	12	MAD +176 Mn
Taqa Morocco		13 191	13 604	-3,0%	2 708	2 913	-7,0%	1 037	1 303	-20,4%
TotalEnergies Marketing Maroc		16 933	19 719	-14,1%	419	730	-42,6%	50	488	-89,8%
Afriquia Gaz		8 257	9 510	-13,2%	815	882	-7,6%	481	505	-4,6%
Label Vie		15 780	13 947	13,1%	794	752	5,7%	508	748	-32,2%
Auto Hall		4 912	4 831	1,7%	208	259	-19,7%	97	181	-46,4%
Auto Nejma		2 275	2 136	6,5%	265	284	-6,6%	158	189	-16,7%
Marsa Maroc		4 320	3 949	9,4%	1 555	1 363	14,1%	852	817	4,3%
Managem		7 508	9 645	-22,2%	1 002	1 970	-49,1%	514	1 614	-68,2%
CMT		592	592	0,0%	302	290	4,1%	163	205	-20,5%
SMI		1 066	798	33,6%	235	33	MAD +202 Mn	169	35	MAD +134 Mn
Disway		1 870	1 950	-4,1%	126	122	3,1%	66	86	-23,5%
Disty Technologies		541	497	8,9%	29	26	11,0%	19	4	MAD +15 Mn
HPS		1 117	981	13,9%	196	163	20,1%	100	117	-14,6%
Microdata		751	695	8,1%	90	104	-13,2%	57	43	34,3%
S2M		275	262	5,0%	35	25	40,0%	11	10	12,4%
Involys		37	40	-7,5%	2	5	-60,9%	1	0	MAD +1 Mn
M2M Group		79	62	27,0%	-10	-45	MAD +35 Mn	-22	-45	MAD +23 Mn
Maghrebail		332	441	-24,7%	228	211	8,0%	128	119	7,6%
Maroc Leasing		410	334	22,5%	181	154	18,0%	104	69	51,2%
Salafin		396	399	-0,8%	157	147	6,5%	91	86	5,6%
Eqdom		553	590	-6,2%	153	174	-12,4%	89	89	0,2%
Aradei Capital		583	486	20,0%	440	355	23,9%	272	227	19,6%
Akdital		1 907	1 035	84,3%	328	177	85,5%	175	88	99,3%
Sothema		2 486	2 302	8,0%	435	450	-3,2%	263	267	-1,4%
Ennaki Automobiles		2 304	1 833	25,7%	208	187	11,3%	130	137	-4,8%
Promopharm		806	705	14,3%	101	134	-24,9%	57	75	-24,4%
CTM		656	605	8,4%	53	6	MAD +47 Mn	63	35	80,0%
Maghreb Oxygène		291	291	-0,2%	4	17	-76,1%	10	15	-37,5%
Timar		625	665	-6,0%	41	30	34,7%	22	13	70,6%
Batima		52	49	4,6%	10	9	4,8%	9	18	-51,9%
Med Paper		118	142	-16,8%	11	14	-21,0%	6	7	-23,3%
Afric Industries		43	40	8,1%	7	9	-17,4%	4	6	-28,0%
Immoyent Invest		72	67	7,7%	49	48	2,4%	43	16	170,6%
Fenie Brossette		603	569	6,0%	21	19	8,0%	7	21	-64,9%
SRM		313	360	-13,0%	-1	6	MAD -7 Mn	-9	3	MAD -11 Mn
Zellidja		603	569	6,0%	15	15	1,1%	-1	8	MAD -9 Mn
Rebab Company		0	0	0,0%	0	0	MAD +0 Mn	0	0	MAD +0 Mn
Stroc Industrie		87	77	13,0%	-22	1	MAD -23 Mn	-40	-15	MAD -25 Mn
IB Maroc.com		NC	NC	-	NC	NC	-	NC	NC	-
Stokvis Nord Afrique		150	222	-32,4%	-84	-46	MAD -39 Mn	-128	-184	MAD +55 Mn
Risma		1 175	1 037	13,4%	250	204	22,4%	244	152	60,4%
DLM		NC	NC	-	NC	NC	-	NC	NC	-





# CASABLANCA CLOSING

## EQUITY

### 2023 DIVIDENDS

Stock	DPS 2023	DPS 2022	Change	GM Date	Ex-Dividend Date	Date of payment
Addoha	0	0	-	25/06/2024		
AFMA	55	55	0,0%	11/06/2024	03/09/2024	12/09/2024
Afric Industries	20	20	0,0%	11/06/2024	16/07/2024	25/07/2024
Afrikaia Gaz	140	140	0,0%	21/03/2024	02/04/2024	16/04/2024
Agma	275	255	7,8%	29/05/2024	16/07/2024	25/07/2024
Akdital	6,00	3,25	84,6%	13/06/2024	31/07/2024	09/08/2024
Alliances	3,0	-	-	10/06/2024	11/07/2024	22/07/2024
Aluminium du Maroc	90	70	28,6%	25/06/2024	01/08/2024	09/08/2024
Aradei Capital	5,88	19,19	6,7%	28/06/2024	18/07/2024	29/07/2024
	14,59 [Extraordinaire DPS]					
AtlantaSanad	5,7	5,5	3,6%	21/05/2024	20/06/2024	28/06/2024
Attijariwafa bank	16,5	15,5	6,5%	11/06/2024	10/07/2024	19/07/2024
Auto Hall	2,0	3,5	-42,9%	29/05/2024	20/06/2024	01/07/2024
Auto Nejma	94	110	45,3%	08/04/2024	23/05/2024	03/06/2024
		15 [Extraordinaire DPS]				
Balima	5,5	5,5	0,0%	24/06/2024	16/07/2024	25/07/2024
BCP	10,0	9,0	11,1%	28/06/2024	19/07/2024	31/07/2024
Bank of Africa	4	4	0,0%	25/06/2024	17/07/2024	26/07/2024
BMCI	18	18	0,0%	28/06/2024	17/07/2024	26/07/2024
Cartier Saada	0	0	-			
Crédit du Maroc	34,2	27,0	26,7%	13/06/2024	09/07/2024	18/07/2024
CFG Bank	3,3	-	-	30/05/2024	11/06/2024	24/06/2024
CIH Bank	14	14	0,0%	13/06/2024	09/07/2024	18/07/2024
Cimar	60,0	60,0	16,7%	29/05/2024	02/07/2024	15/07/2024
	10 [Extraordinaire DPS]					
CMT	0	60	-			
Colorado	2,25	2,0	12,5%	15/05/2024	06/06/2024	20/06/2024
Cosumar	7,0	7,0	0,0%	06/06/2024	11/07/2024	22/07/2024
	3 [Extraordinaire DPS]					
CTM	15,0	25,0	-40,0%	10/06/2024	10/09/2024	23/09/2024
Dari Couspate	120	85	41,2%	28/06/2024	18/07/2024	29/07/2024
Delta Holding	1,5	1,4	7,1%	16/05/2024	10/07/2024	19/07/2024
Disty Technologies	15	10	50,0%	06/06/2024	09/07/2024	18/07/2024
Disway	35	35	0,0%	17/05/2024	25/06/2024	04/07/2024
Delattre Levivier Maroc	0	0	-			
Ennaki Automobiles	2,14	1,89	13,2%	19/04/2024	10/07/2024	19/07/2024
Eqdom	55,0	55,0	0,0%	30/05/2024	20/06/2024	01/07/2024
Fenie Brossette	0	0	-	25/06/2024		
HPS	6,8	6,0	13,3%	26/06/2024	17/07/2024	26/07/2024
IB Maroc	0	0	-			
Immoyente	1,0	1,0	4,0%	04/04/2024	22/04/2024	30/04/2024
	2,2	2,0	-		11/06/2024	24/06/2024
	1,0	1,0	-		19/09/2024	30/09/2024
	1,0	1,0	-			20/12/2024
Involys	0	0	-	28/06/2024		
Jet Contractors	7,0	0,0	-	30/05/2024	09/07/2024	18/07/2024
Label Vie	96,75	86,38	12,0%	03/06/2024	20/06/2024	01/07/2024
LafargeHolcim Maroc	66	66	0,0%	23/05/2024	06/06/2024	20/06/2024
Lesieur Cristal	2,0	4,5	-55,6%	15/05/2024	26/06/2024	05/07/2024
M2M Group	0	0	-	26/06/2024		
Maghreb Oxygène	4,0	4,0	0,0%	21/03/2024	03/04/2024	16/04/2024
Maghrébaïl	50	50	0,0%	29/05/2024	06/08/2024	15/08/2024
Managem	30	30	0,0%	06/06/2024	20/06/2024	01/07/2024
Maroc Leasing	14	14	0,0%	10/05/2024	18/09/2024	27/09/2024
Maroc Telecom	4,20	2,19	91,8%	28/03/2024	03/09/2024	12/09/2024
Marsa Maroc	8,5	8,0	6,3%	25/06/2024	24/07/2024	07/08/2024
Med Paper	0	0	-	27/06/2024		
Microdata	34	25	36,0%	26/06/2024	15/07/2024	24/07/2024
Mutandis	10,5	8,5	23,5%	03/04/2024	27/06/2024	10/07/2024
TGCC	7,5	6,0	25,0%	07/06/2024	12/07/2024	23/07/2024
Oulmès	22,0	16,5	33,3%	14/05/2024	26/06/2024	05/07/2024
Promopharm	0	40	-	20/06/2024		
RDS	0	0	-	05/06/2024		
Rebab Company	0	0	-	24/06/2024		
Risma	6,00	0	-	20/06/2024	18/07/2024	29/07/2024
S2M	0	0	-	27/06/2024		
SANLAM Maroc	77	36	113,9%	06/06/2024	22/08/2024	30/08/2024
Salafin	14,25	13,50	5,6%	14/05/2024	27/05/2024	05/06/2024
	14,25 [Extraordinaire DPS]	13,50 [Extraordinaire DPS]				
SBM	160,0	145,5	-	07/05/2024	06/06/2024	20/06/2024
SMI	80	0	-	06/06/2024	20/06/2024	01/07/2024
SNEP	0	16	-	26/06/2024		
Sonasid	21	30	-30,0%	14/06/2024	12/07/2024	23/07/2024
Sothema	17	25	-32,0%	22/05/2024	21/06/2024	02/07/2024
SRM	0	0	-	14/06/2024		
Stokvis	0	0	-	10/05/2024		
Stroc Industrie	0	0	-	28/06/2024		
Taqa Morocco	35	35	0,0%	23/05/2024	20/06/2024	28/06/2024
Timar	0	0	-	28/05/2024		
TotalEnergies Marketing Maroc	56	56	-	06/06/2024	19/06/2024	27/06/2024
Unimer	1,0	1,0	-	27/06/2024	09/09/2024	20/09/2024

#### Attijari Global Research

Mahat Zerhouni  
+212 529 03 68 16  
m.zerhouni@attijari.ma

#### Attijari Intermédiation

Anis Hares  
+212 529 03 68 34  
Alae Yahya  
+212 529 03 68 15  
Sofia Mohcine  
+212 522 49 59 52  
Mehdi Benckekroun  
+212 529 03 68 14



Attijari  
Global Research