

# CASABLANCA CLOSING EQUITY

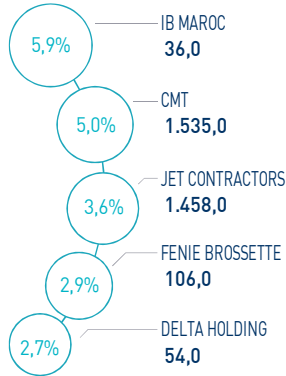
25 OCTOBER 2024

## MARKET INSIGHT

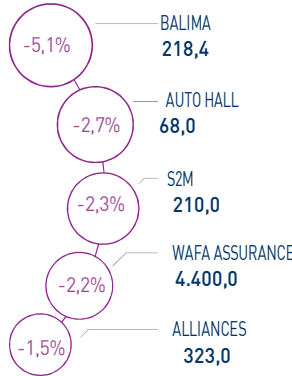
<b>  MASI  </b> 14.182 pts	<b>  MSI20  </b> 1.142 pts	<b>  CAPI  </b> 732 MAD Bn	<b>  VOLUME  </b> 309 MAD Mn
↗ Daily 0,31%	↗ Daily 0,31%	↗ High 745	MC 309
↗ YTD 17,27%	↗ YTD 15,35%	↘ Low 628	MB -

## THE DAY IN REVIEW

### TOP PERFORMERS



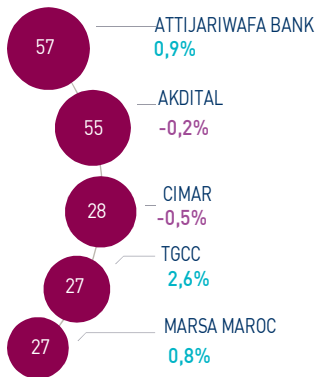
### BOTTOM PERFORMERS



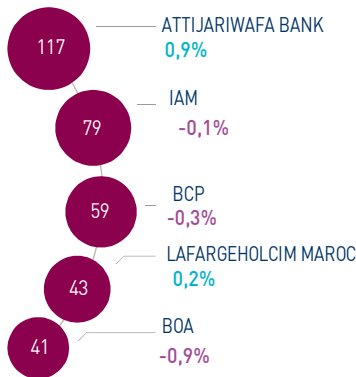
At the last trading session of the week, the MASI index recorded an increase of +0.31% at 14.182 points. In this context, the YTD performance of the market stood at +17.27%.

IB Maroc topped the highest increases recording a gain of +5.9%. In the opposite, Balima displayed the strongest decline, down -5.1%.

### MOST ACTIVE (MAD Mn)



### LARGEST CAP (MAD Bn)



Volume traded on the central market settled at MAD 309 Mn, driven by Attijariwafia bank, Akdital and Cimar which represent about 45% of the total flow.

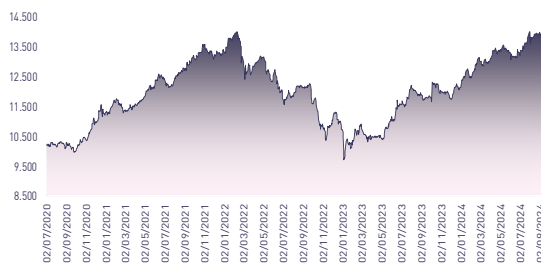
### Attijari Global Research

Mahat Zerhouni  
+212 529 03 68 16  
m.zerhouni@attijari.ma

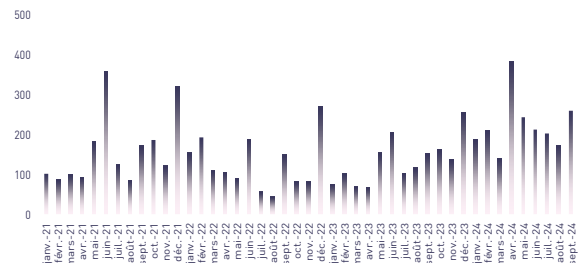
### Attijari Intermédiation

Anis Hares  
+212 529 03 68 34  
Alae Yahya  
+212 529 03 68 15  
Sofia Mohcine  
+212 529 03 68 21  
Mehdi Benckroun  
+212 529 03 68 14

## MASI INDEX EVOLUTION (pts)



## ADV- MONTHLY BASIS VOLUME (MAD Mn)



## KEY ECONOMIC RELEASES/EVENTS OVER THE WEEK

**| Oct. 25<sup>th</sup> | 2024**  
Maroc Telecom's recurring NIGS down 3% at the end of September 2024.

**| Oct. 24<sup>th</sup> | 2024**  
According to forecasts from the International Monetary Fund (IMF), the growth rate of the Moroccan economy should reach 2.8% in 2024 and 3.6% in 2025.

**| Oct. 22<sup>nd</sup> | 2024**  
In September 2024, the Consumer Prices Index in Morocco remained stable compared to August 2024. Year-on-year, the inflation rate stands at 0.8%.

**| Oct. 21<sup>st</sup> | 2024**  
AMMC approved, on October 18<sup>th</sup> 2024, a prospectus regarding the Offer For Sale (OFS) of Crédit du Maroc shares by Holmarcom Finance Company.



# CASABLANCA CLOSING

## EQUITY



### DAILY STOCK ON OCTOBER 25<sup>th</sup>, 2024

25/10/2024	Close	Day	YTD	Max 2024	Min 2024	Quantity	P/E 23R	P/B 23R	D/Y 23R
Addoha	35,00	0,32%	144,24%	39,30	14,83	349.167	N.S	1,6	0,0%
AFMA	1.187,0	1,89%	-1,08%	1.279,0	1.160,0	1	19,8	23,4	4,6%
Afric Industries	304,6	-0,15%	-9,08%	346,8	302,0	66	19,9	2,0	6,6%
Afriquia Gaz	3.850,0	1,05%	-3,75%	4.300,0	3.780,0	491	27,5	4,5	3,6%
Agma	6.900,0	0,00%	8,15%	7.500,0	6.289,0	0	21,8	10,2	4,0%
Akdital	1.035,0	-0,19%	108,67%	1.110,0	496,1	53.611	N.S	10,6	0,6%
Alliances	323,00	-1,52%	179,65%	328,00	123,50	10.561	29,5	2,1	0,9%
Aluminium du Maroc	1.409,0	1,73%	2,92%	1.579,0	1.320,0	1	N.S	2,7	6,4%
Aradei Capital	500,0	0,00%	12,36%	552,0	441,0	7.803	20,6	1,2	4,1%
AtlantaSanad	134,0	1,40%	5,51%	152,0	121,0	500	1,3	0,2	4,3%
Attijariwafa bank	545,0	0,93%	18,48%	555,0	462,5	104.034	15,6	2,0	3,0%
Auto Hall	68,00	-2,72%	0,37%	81,50	63,00	12.071	35,3	2,1	2,9%
Auto Nejma	2.068,0	0,00%	-16,28%	2.470,0	1.945,0	0	13,4	1,8	4,5%
Balima	218,4	-5,07%	18,03%	235,2	185,0	2	42,8	3,1	2,5%
BCP	290,0	-0,34%	5,45%	316,0	275,0	28.721	17,0	1,5	3,4%
BoA	188,0	-0,95%	4,74%	205,5	180,0	15.545	15,0	1,5	2,1%
BMCI	550,0	-1,36%	1,85%	650,0	548,8	3.001	42,7	1,0	3,3%
Cartier Saada	34,75	0,03%	57,95%	41,00	21,82	220	N.S	1,3	0,0%
CFG Bank	183,0	-0,41%	29,33%	195,5	146,0	4.665	38,6	3,8	1,8%
CIH Bank	403,0	0,00%	14,64%	430,0	333,0	6.752	17,3	1,8	3,5%
Cimar	1.773,0	-0,51%	5,54%	1.887,0	1.677,0	15.615	25,7	7,4	3,9%
CMT	1.535,0	4,99%	40,83%	1.720,0	988,0	572	15,8	3,4	0,0%
Colorado	51,00	0,00%	9,68%	56,97	44,17	357	21,3	2,5	4,4%
Cosumar	196,1	1,84%	0,54%	201,4	180,1	33.224	18,4	3,1	5,1%
Crédit du Maroc	927,0	0,00%	16,31%	950,0	797,0	819	20,0	1,5	3,7%
CTM	669,7	0,00%	17,47%	695,0	570,1	0	13,0	2,5	2,2%
Dari Couspate	3.478,0	0,00%	8,69%	3.808,0	3.200,0	0	29,5	3,0	3,5%
Delattre Levivier	40,00	0,00%	0,00%	40,00	40,00	0	N.S	N.S	0,0%
Delta Holding	54,00	2,66%	52,11%	59,90	36,00	794	25,0	2,0	2,8%
Diac Salaf	26,25	0,00%	0,00%	26,25	26,25	0	N.S	N.S	0,0%
Disty Technologies	225,0	1,35%	17,55%	268,2	187,0	62	11,9	1,3	6,7%
Disway	670,0	0,16%	3,08%	734,0	650,0	334	19,3	1,9	5,2%
Ennaki	32,80	-0,61%	5,81%	37,40	31,14	3.237	7,6	1,3	6,5%
Egdom	1.084,0	0,00%	9,81%	1.240,0	990,0	0	20,3	1,2	5,1%
Fenie Brossette	106,00	2,91%	12,38%	124,95	85,10	828	21,2	1,2	0,0%
HPS	571,0	-1,28%	-8,20%	624,6	495,5	533	42,3	6,0	1,2%
IAM	89,9	-0,10%	-10,09%	105,3	87,3	235.052	15,0	4,6	4,7%
IB Maroc	36,00	5,88%	73,91%	42,56	20,11	1.010	N.S	N.S	0,0%
Immorrente	90,5	0,03%	-2,74%	96,7	90,3	588	19,0	1,0	5,7%
Involys	100,0	0,00%	13,64%	114,0	83,0	131	N.S	0,4	0,0%
Jet Contractors	1.458,0	3,62%	471,76%	1.458,0	255,0	3.317	N.S	4,2	0,5%
Label Vie	4.350,0	0,00%	3,57%	4.750,0	4.118,0	401	24,8	4,1	2,2%
LafargeHolcim Maroc	1.832,0	0,16%	-4,58%	2.074,0	1.780,0	2.507	27,7	3,8	3,6%
Lesieur Cristal	275,4	0,00%	1,98%	300,0	256,2	0	N.S	4,3	0,7%
M2M Group	572,0	0,00%	-7,59%	619,0	423,5	0	N.S	3,5	0,0%
Maghreb Oxygène	225,0	0,00%	-2,17%	233,0	195,0	0	19,2	0,6	1,8%
Maghrébail	900,0	0,00%	-1,10%	999,0	900,0	0	9,7	1,1	5,6%
Managem	2.778,0	0,73%	57,84%	2.870,0	1.730,0	1.237	N.S	3,6	1,1%
Maroc Leasing	399,0	0,00%	10,83%	420,0	356,0	0	10,6	1,0	3,5%
Marsa Maroc	448,4	0,76%	61,29%	472,0	270,0	59.853	38,6	13,1	1,9%
Med Paper	20,49	1,19%	0,00%	26,60	18,50	970	17,2	3,7	0,0%
Microdata	639,0	0,00%	6,50%	695,0	600,0	0	18,8	5,9	5,3%
Mutandis	300,0	0,33%	20,00%	313,0	248,0	3.754	24,6	2,8	3,5%
Oulmès	1.315,0	0,00%	-2,52%	1.449,0	1.261,0	4	40,7	3,7	1,7%
Promopharm	950,0	0,00%	-5,00%	1.150,0	900,0	0	16,7	2,0	0,0%
Rebab	104,45	0,00%	24,63%	111,10	65,71	0	N.S	0,8	0,0%
RDS	78,20	0,39%	260,37%	100,00	22,48	40.274	N.S	0,5	0,0%
Risma	215,0	0,00%	3,86%	264,1	190,0	648	12,6	2,4	2,8%
S2M	210,0	-2,30%	16,67%	274,0	155,6	73	15,6	2,8	0,0%
Sanlam Maroc	1.919,0	0,00%	47,73%	2.090,0	1.132,0	19	14,1	1,4	4,0%
Salafin	569,9	0,00%	9,60%	630,0	480,8	0	19,7	2,1	5,0%
Samir	127,8	0,00%	0,00%	127,8	127,8	0	N.S	N.S	0,0%
SBM	2.321,0	0,04%	2,84%	2.893,0	2.200,0	25	10,3	3,7	6,9%
SMI	2.209,0	-0,50%	66,97%	2.422,0	1.311,0	151	21,5	2,7	3,6%
SNEP	488,7	1,81%	-0,27%	650,0	460,0	22	N.S	1,7	0,0%
Sonasid	842,0	2,43%	27,58%	921,1	664,1	8.223	N.S	1,8	2,5%
Sothema	946,7	-0,14%	-0,45%	1.055,0	912,0	1	25,9	4,5	1,8%
SRM	439,8	2,52%	267,11%	677,0	93,5	88	N.S	0,9	0,0%
Stokvis Nord Afrique	15,14	0,00%	38,90%	18,00	10,23	644	N.S	N.S	0,0%
Stroc Industrie	53,00	0,00%	84,54%	67,50	25,50	225	N.S	N.S	0,0%
TAQA Morocco	1.530,0	0,00%	39,09%	1.596,0	1.100,0	10.682	34,8	5,6	2,3%
TGCC	413,0	2,61%	122,04%	424,0	188,0	65.630	36,0	8,8	1,8%
TotalEnergies Maroc	1.568,0	2,48%	35,17%	1.740,0	1.170,0	32	N.S	6,1	3,6%
UNIMER	174,9	0,00%	-1,19%	178,0	167,4	0	N.S	1,8	0,6%
Wafa Assurance	4.400,0	-2,20%	10,00%	4.600,0	3.863,0	916	23,0	1,9	3,2%
Zellidja	126,0	0,00%	79,49%	179,9	70,2	0	N.S	1,4	0,0%
MASI	14.181,5	0,31%	17,27%	14.449,0	12.141,7	-	18,9	3,9	3,0%

Multiples reflect 2023 results reported to the current stock market capitalization



Attijari  
Global Research



# CASABLANCA CLOSING

## EQUITY

### H1 2024 FINANCIAL FIGURES

	MAD Mn	Turnover			EBIT			Net Income (Group Share)		
		H1 2024	H1 2023	Change	H1 2024	H1 2023	Change	H1 2024	H1 2023	Change
Maroc Telecom	18.260	18.399	-0,8%	5.935	6.052	-1,9%	2.943	2.935	0,3%	
Cosumar	4.983	4.958	0,5%	685	658	4,2%	412	369	11,6%	
<b>Food-processing</b>										
SBM	1.115	1.208	-7,7%	119	188	-36,7%	75	112	-33,1%	
Lesieur Cristal	2.711	3.039	-10,8%	131	89	47,2%	79	23	MAD +56 Mn	
Mutandis	965	960	0,6%	104	81	28,2%	107	39	177,0%	
Dari Couspate	400	428	-6,4%	32	22	45,6%	23	16	47,6%	
Oulmès	1.370	1.165	17,6%	90	62	44,8%	24	21	15,3%	
Unimer	570	623	-8,5%	-2	-9	MAD +7 Mn	-53	-45	MAD -8 Mn	
<b>Banks</b>										
Attijariwafa bank	17.023	14.605	16,6%	8.784	6.661	31,9%	4.906	3.614	35,7%	
Bank Of Africa	9.572	8.377	14,3%	3.611	2.799	29,0%	1.942	1.414	37,3%	
BCP	12.838	11.740	9,4%	4.565	4.167	9,6%	2.584	2.345	10,2%	
CFG Bank	424	309	37,5%	140	91	53,7%	109	65	68,3%	
Crédit du Maroc	1.606	1.426	12,6%	712	534	33,2%	391	286	36,8%	
CIH Bank	2.333	2.219	5,2%	788	788	0,0%	442	413	7,1%	
BMCI	1.887	1.695	11,4%	380	364	4,6%	211	217	-3,0%	
<b>Insurance</b>										
SANLAM Maroc	3.535	3.493	1,2%	539	234	130,6%	376	208	80,7%	
Wafa Assurance	7.100	6.533	8,7%	758	606	25,2%	643	550	16,8%	
AtlantaSanad	3.096	3.085	0,3%	305	302	0,9%	250	245	2,0%	
AFMA	159	144	10,6%	71	66	7,0%	46	41	14,4%	
Agma Lahlou-Tazi	88	84	4,2%	49	48	0,8%	36	34	4,7%	
<b>Building materials</b>										
TGCC	3.543	2.860	23,9%	409	213	91,8%	259	122	113,1%	
Delta Holding	1.375	1.323	3,9%	170	137	23,5%	142	79	81,4%	
SNEP	256	478	-46,4%	-35	5	MAD -39 Mn	-32	-21	MAD -12 Mn	
Sonasid	2.437	2.543	-4,2%	52	56	-7,9%	21	19	12,7%	
Colorado	282	297	-5,1%	34	29	16,9%	21	16	30,6%	
Aluminium du Maroc	605	671	-9,7%	59	44	35,4%	23	5	MAD +19 Mn	
Jet Contractors	1.380	991	39,3%	197	60	MAD +137 Mn	89	24	MAD +65 Mn	
<b>CM</b>										
LafargeHolcim Maroc	3.691	4.130	-10,6%	1.460	1.468	-0,5%	756	826	-8,4%	
Ciments du Maroc	1.999	2.159	-7,4%	661	666	-0,7%	433	438	-1,2%	
<b>R. Estate</b>										
Alliances	1.209	1.003	20,6%	243	230	5,6%	165	106	55,4%	
RDS	92	254	-63,6%	2	14	-83,7%	-17	-8	MAD -9 Mn	
Addoha	1.688	1.406	20,0%	319	148	116,1%	186	95	94,7%	
Taqa Morocco	5.651	7.448	-24,1%	1.417	1.379	2,8%	526	458	14,8%	
<b>Energy</b>										
TotalEnergies Marketing Maroc	8.436	8.208	2,8%	604	175	MAD +429 Mn	406	97	MAD +309 Mn	
Afrikaia Gaz	4.253	4.433	-4,0%	551	548	0,4%	353	349	1,0%	
<b>Dis</b>										
Label Vie	7.783	7.533	3,3%	304	302	1,0%	259	221	17,2%	
<b>Auto</b>										
Auto Hall	2.432	2.197	10,7%	131	57	130,5%	19	-12	MAD +31 Mn	
Auto Nejma	1.319	1.088	21,3%	155	134	15,4%	81	87	-6,1%	
<b>Por</b>										
Marsa Maroc	2.482	2.119	17,1%	1.074	769	39,8%	626	433	44,6%	
<b>Mining</b>										
Managem	4.408	4.182	5,4%	671	643	4,4%	259	305	-15,2%	
CMT	281	275	2,1%	144	139	3,4%	93	91	3,1%	
SMI	571	532	7,4%	156	66	135,4%	116	44	164,6%	
Disway	842	924	-8,9%	47	58	-19,4%	35	39	-10,2%	
Disty Technologies	247	291	-15,2%	15	16	-6,1%	10	12	-14,3%	
<b>IT</b>										
HPS	553	545	1,6%	75	93	-19,5%	40	46	-12,3%	
Microdata	555	550	0,9%	81	78	3,7%	61	53	16,0%	
S2M	148	130	13,5%	10	12	-14,0%	7	5	29,4%	
Involys	20	14	43,7%	2	-3	MAD +5 Mn	1	-4	MAD +5 Mn	
M2M Group	55	33	67,9%	9	-15	MAD +24 Mn	6	-21	MAD +28 Mn	
<b>Leasing</b>										
Maghrebail	197	165	19,1%	119	107	10,6%	68	63	8,1%	
Maroc Leasing	127	180	-29,3%	73	83	-12,3%	42	46	-8,0%	
Salafin	186	192	-3,3%	75	68	10,8%	42	39	6,8%	
Eqdom	278	287	-2,9%	92	90	2,1%	62	56	10,3%	
<b>Others</b>										
Aradei Capital	298	295	0,9%	183	185	-1,1%	76	74	3,2%	
Akdital	1.249	828	50,8%	205	126	62,5%	113	67	68,6%	
Sothema	1.328	1.184	12,1%	242	216	12,2%	164	152	7,7%	
Ennaki Automobiles	1.104	1.047	5,5%	104	88	17,5%	88	68	28,8%	
Promopharm	434	383	13,3%	44	43	3,8%	24	25	-4,6%	
CTM	360	293	22,8%	0	11	-98,9%	12	19	-34,6%	
Maghreb Oxygène	149	145	3,1%	3	5	-25,9%	8	9	-9,0%	
Balima	27	27	-3,1%	8	4	86,6%	5	2	MAD +4 Mn	
Med Paper	49	56	-11,7%	6	6	-1,9%	4	3	16,8%	
Afric Industries	20	19	5,8%	4	3	47,1%	2	2	38,2%	
Immorente Invest	38	34	12,2%	24	22	9,8%	17	17	-3,1%	
Fenie Brossette	343	307	11,7%	12	10	24,8%	8	7	10,8%	
SRM	141	126	12,0%	-8	-6	MAD -2 Mn	-11	-9	MAD -1 Mn	
Zellidja	343	307	11,7%	11	8	43,3%	3	2	71,9%	
Rebab Company	0	0	0,0%	0	0	MAD 0 Mn	0	0	MAD +1 Mn	
Stroc Industrie	49	49	0,5%	-2	-5	MAD +3 Mn	-7	-11	MAD +3 Mn	
IB Maroc.com	NC	NC	-	NC	NC	-	NC	NC	-	
Stokvis Nord Afrique	69	83	-17,1%	-14	-9	MAD -5 Mn	-24	-33	MAD +9 Mn	
Risma	597	594	0,5%	116	135	-14,0%	75	82	-8,8%	
DLM	NC	NC	-	NC	NC	-	NC	NC	-	





# CASABLANCA CLOSING

## EQUITY

### 2023 DIVIDENDS

Stock	DPS 2023	DPS 2022	Change	GM Date	Ex-Dividend Date	Date of payment
Addoha	0	0	-	25/06/2024		
AFMA	55	55	0,0%	11/06/2024	03/09/2024	12/09/2024
Africa Industries	20	20	0,0%	11/06/2024	16/07/2024	25/07/2024
Afrikaia Gaz	140	140	0,0%	21/03/2024	02/04/2024	16/04/2024
Agma	275	255	7,8%	29/05/2024	16/07/2024	25/07/2024
Akdital	6,00	3,25	84,6%	13/06/2024	31/07/2024	09/08/2024
Alliances	3,0	-	-	10/06/2024	11/07/2024	22/07/2024
Aluminium du Maroc	90	70	28,6%	25/06/2024	01/08/2024	09/08/2024
Aradei Capital	5,88	19,19	6,7%	28/06/2024	18/07/2024	29/07/2024
	14,59 [Extraordinary DPS]					
AtlantaSanad	5,7	5,5	3,6%	21/05/2024	20/06/2024	28/06/2024
Attijariwafa bank	16,5	15,5	6,5%	11/06/2024	10/07/2024	19/07/2024
Auto Hall	2,0	3,5	-42,9%	29/05/2024	20/06/2024	01/07/2024
Auto Nejma	94	110	45,3%	08/04/2024	23/05/2024	03/06/2024
		15 [Extraordinary DPS]				
Balima	5,5	5,5	0,0%	24/06/2024	16/07/2024	25/07/2024
BCP	10,0	9,0	11,1%	28/06/2024	19/07/2024	31/07/2024
Bank of Africa	4	4	0,0%	25/06/2024	17/07/2024	26/07/2024
BMCI	18	18	0,0%	28/06/2024	17/07/2024	26/07/2024
Cartier Saada	0	0	-			
Crédit du Maroc	34,2	27,0	26,7%	13/06/2024	09/07/2024	18/07/2024
CFG Bank	3,3	-	-	30/05/2024	11/06/2024	24/06/2024
CIH Bank	14	14	0,0%	13/06/2024	09/07/2024	18/07/2024
Cimar	60,0	60,0	16,7%	29/05/2024	02/07/2024	15/07/2024
	10 [Extraordinary DPS]					
CMT	0	60	-			
Colorado	2,25	2,0	12,5%	15/05/2024	06/06/2024	20/06/2024
Cosumar	7,0	7,0	0,0%	06/06/2024	11/07/2024	22/07/2024
	3 [Extraordinary DPS]					
CTM	15,0	25,0	-40,0%	10/06/2024	10/09/2024	23/09/2024
Dari Couspate	120	85	41,2%	28/06/2024	18/07/2024	29/07/2024
Delta Holding	1,5	1,4	7,1%	16/05/2024	10/07/2024	19/07/2024
Disty Technologies	15	10	50,0%	06/06/2024	09/07/2024	18/07/2024
Disway	35	35	0,0%	17/05/2024	25/06/2024	04/07/2024
Delattre Levivier Maroc	0	0	-			
Ennaki Automobiles	2,14	1,89	13,2%	19/04/2024	10/07/2024	19/07/2024
Eqdom	55,0	55,0	0,0%	30/05/2024	20/06/2024	01/07/2024
Fenie Brossette	0	0	-	25/06/2024		
HPS	6,8	6,0	13,3%	26/06/2024	17/07/2024	26/07/2024
IB Maroc	0	0	-			
Immorente	1,0	1,0	4,0%	04/04/2024	22/04/2024	30/04/2024
	2,2	2,0			11/06/2024	24/06/2024
	1,0	1,0			19/09/2024	30/09/2024
	1,0	1,0				20/12/2024
Involys	0	0	-	28/06/2024		
Jet Contractors	7,0	0,0	-	30/05/2024	09/07/2024	18/07/2024
Label Vie	96,75	86,38	12,0%	03/06/2024	20/06/2024	01/07/2024
LafargeHolcim Maroc	66	66	0,0%	23/05/2024	06/06/2024	20/06/2024
Lesieur Cristal	2,0	4,5	-55,6%	15/05/2024	26/06/2024	05/07/2024
M2M Group	0	0	-	26/06/2024		
Maghreb Oxygène	4,0	4,0	0,0%	21/03/2024	03/04/2024	16/04/2024
Maghrébaïl	50	50	0,0%	29/05/2024	06/08/2024	15/08/2024
Managem	30	30	0,0%	06/06/2024	20/06/2024	01/07/2024
Maroc Leasing	14	14	0,0%	10/05/2024	18/09/2024	27/09/2024
Maroc Telecom	4,20	2,19	91,8%	28/03/2024	03/09/2024	12/09/2024
Marsa Maroc	8,5	8,0	6,3%	25/06/2024	24/07/2024	07/08/2024
Med Paper	0	0	-	27/06/2024		
Microdata	34	25	36,0%	26/06/2024	15/07/2024	24/07/2024
Mutandis	10,5	8,5	23,5%	03/04/2024	27/06/2024	10/07/2024
TGCC	7,5	6,0	25,0%	07/06/2024	12/07/2024	23/07/2024
Oulmès	22,0	16,5	33,3%	14/05/2024	26/06/2024	05/07/2024
Promopharm	0	40	-	20/06/2024		
RDS	0	0	-	05/06/2024		
Rebab Company	0	0	-	24/06/2024		
Risma	6,00	0	-	20/06/2024	18/07/2024	29/07/2024
S2M	0	0	-	27/06/2024		
SANLAM Maroc	77	36	113,9%	06/06/2024	22/08/2024	30/08/2024
Salafin	14,25	13,50	5,6%	14/05/2024	27/05/2024	05/06/2024
	14,25 [Extraordinary DPS]	13,50 [Extraordinary DPS]				
SBM	160,0	145,5	-	07/05/2024	06/06/2024	20/06/2024
SMI	80	0	-	06/06/2024	20/06/2024	01/07/2024
SNEP	0	16	-	26/06/2024		
Sonasid	21	30	-30,0%	14/06/2024	12/07/2024	23/07/2024
Sothema	17	25	-32,0%	22/05/2024	21/06/2024	02/07/2024
SRM	0	0	-	14/06/2024		
Stokvis	0	0	-	10/05/2024		
Stroc Industrie	0	0	-	28/06/2024		
Taqa Morocco	35	35	0,0%	23/05/2024	20/06/2024	28/06/2024
Timar	0	0	-	28/05/2024		
TotalEnergies Marketing Maroc	56	56	-	06/06/2024	19/06/2024	27/06/2024
Unimer	1,0	1,0	-	27/06/2024	09/09/2024	20/09/2024
Wafa Assurance	140	130	7,7%	15/05/2024	11/06/2024	26/06/2024
Zellidja	0	0	-	24/06/2024		

#### Attijari Global Research

Mahat Zerhouni  
+212 529 03 68 16  
m.zerhouni@attijari.ma

#### Attijari Intermédiation

Anis Hares  
+212 529 03 68 34

Alae Yahya  
+212 529 03 68 15

Sofia Mohcine  
+212 522 49 59 52

Mehdi Benchekroun  
+212 529 03 68 14



Attijari  
Global Research