

CASABLANCA CLOSING EQUITY

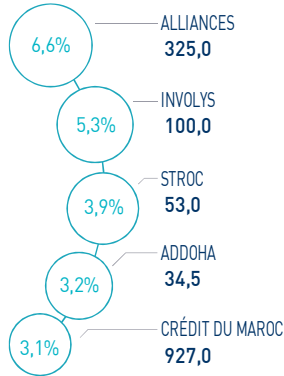
23 OCTOBER 2024

MARKET INSIGHT

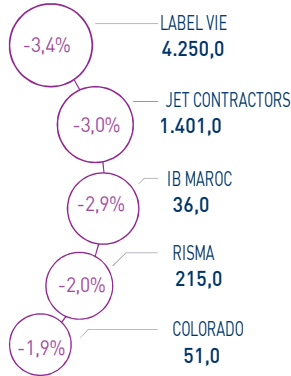
| | | | |
|----------------------------|----------------------------|----------------------------|------------------------------|
| MASI 14.118 pts | MSI20 1.137 pts | CAPI 730 MAD Bn | VOLUME 254 MAD Mn |
| ↗ Daily 0,23% | ↗ Daily 0,36% | ↗ High 745 | MC 179 |
| ↗ YTD 16,75% | ↗ YTD 14,82% | ↘ Low 628 | MB 75 |

THE DAY IN REVIEW

TOP PERFORMERS



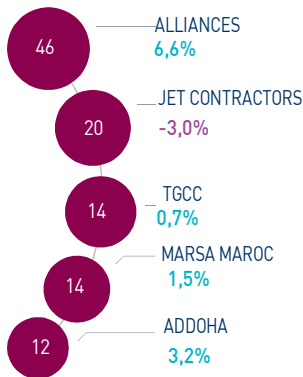
BOTTOM PERFORMERS



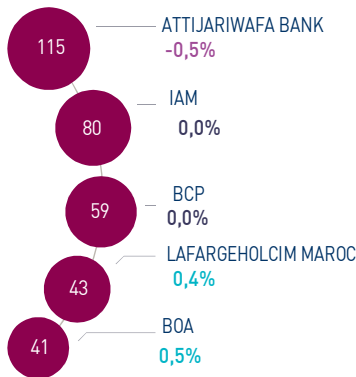
At the end of today's session, the MASI index recorded an increase of 0,23% at 14.118 points. In this context, the YTD performance of the market stood at +16,75%.

Alliances topped the highest increases recording a gain of +6.6%. In the opposite, Label Vie displayed the strongest decline, down -3.4%.

MOST ACTIVE (MAD Mn)



LARGEST CAP (MAD Bn)



Volume traded on the central market settled at MAD 179 Mn, driven by Alliances, Jet Contractors and Marsa Maroc which represent about 45% of the total flow.

The Bloc Market recorded a volume of MAD 75 Mn monopolized by Delta Holding.

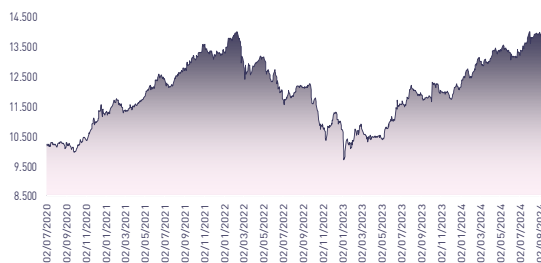
Attijari Global Research

Mahat Zerhouni
+212 529 03 68 16
m.zerhouni@attijari.ma

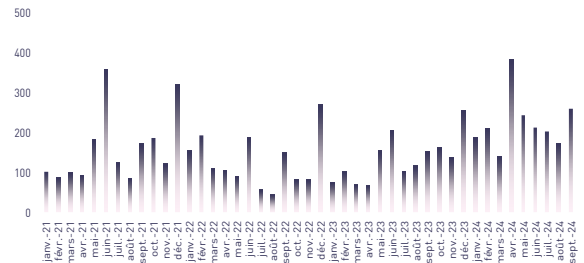
Attijari Intermédiation

Anis Hares
+212 529 03 68 34
Alae Yahya
+212 529 03 68 15
Sofia Mohcine
+212 529 03 68 21
Mehdi Benckroun
+212 529 03 68 14

MASI INDEX EVOLUTION (pts)



ADV- MONTHLY BASIS VOLUME (MAD Mn)



KEY ECONOMIC RELEASES/EVENTS OVER THE WEEK

| Oct. 22nd | 2024

In September 2024, the Consumer Prices Index in Morocco remained stable compared to August 2024. Year-on-year, the inflation rate stands at 0.8%.

| Oct. 21st | 2024

AMMC approved, on October 18th 2024, a prospectus regarding the Offer For Sale (OFS) of Crédit du Maroc shares by Holmarcom Finance Company.

| Oct. 21st | 2024

In Q3 2024, Ennakl Automobiles' revenue fell by 16.0% to TND 124.4 Mn.

| Oct. 18th | 2024

The World Bank forecasts a growth rate of 2.9% in 2024 and a growth rate of 3.9% in 2025 for the Moroccan economy.



Attijari
Global Research



CASABLANCA CLOSING

EQUITY



DAILY STOCK ON OCTOBER 23rd, 2024

| 23/10/2024 | Close | Day | YTD | Max 2024 | Min 2024 | Quantity | P/E 23R | P/B 23R | D/Y 23R |
|----------------------|----------|--------|---------|----------|----------|----------|---------|---------|---------|
| Addoha | 34,50 | 3,23% | 140,75% | 39,30 | 14,83 | 338.755 | N.S | 1,5 | 0,0% |
| AFMA | 1.187,0 | 0,00% | -1,08% | 1.279,0 | 1.160,0 | 1 | 19,8 | 23,4 | 4,6% |
| Afric Industries | 304,6 | 0,03% | -9,06% | 346,8 | 302,0 | 53 | 19,9 | 2,0 | 6,6% |
| Afriquia Gaz | 3.810,0 | 0,26% | -4,75% | 4.300,0 | 3.780,0 | 121 | 27,2 | 4,4 | 3,7% |
| Agma | 6.900,0 | 0,00% | 8,15% | 7.500,0 | 6.289,0 | 0 | 21,8 | 10,2 | 4,0% |
| Akdital | 1.020,0 | 0,20% | 105,65% | 1.110,0 | 496,1 | 3.220 | N.S | 10,4 | 0,6% |
| Alliances | 325,00 | 6,56% | 181,39% | 325,00 | 123,50 | 142.709 | 29,7 | 2,1 | 0,9% |
| Aluminium du Maroc | 1.390,0 | -0,71% | 1,53% | 1.579,0 | 1.320,0 | 2 | N.S | 2,6 | 6,5% |
| Aradei Capital | 499,5 | -0,10% | 12,25% | 552,0 | 441,0 | 145 | 20,6 | 1,2 | 4,1% |
| AtlantaSanad | 136,9 | -0,80% | 7,76% | 152,0 | 121,0 | 19 | 1,3 | 0,2 | 4,2% |
| Attijariwafa bank | 536,0 | -0,54% | 16,52% | 555,0 | 462,5 | 16.924 | 15,4 | 2,0 | 3,1% |
| Auto Hall | 70,50 | 0,00% | 4,06% | 81,50 | 63,00 | 7.531 | 36,6 | 2,2 | 2,8% |
| Auto Nejma | 2.068,0 | 0,00% | -16,28% | 2.470,0 | 1.945,0 | 0 | 13,4 | 1,8 | 4,5% |
| Balima | 230,0 | 0,00% | 24,32% | 235,2 | 185,0 | 30 | N.S | 3,2 | 2,4% |
| BCP | 291,0 | 0,00% | 5,82% | 316,0 | 275,0 | 37.858 | 17,0 | 1,5 | 3,4% |
| BoA | 190,0 | 0,50% | 5,82% | 205,5 | 180,0 | 670 | 15,2 | 1,5 | 2,1% |
| BMCI | 559,0 | -1,06% | 3,52% | 650,0 | 548,8 | 2 | 43,4 | 1,0 | 3,2% |
| Cartier Saada | 34,75 | 0,03% | 57,95% | 41,00 | 21,82 | 571 | N.S | 1,3 | 0,0% |
| CFG Bank | 183,5 | 0,82% | 29,68% | 195,5 | 146,0 | 15.659 | 38,7 | 3,9 | 1,8% |
| CIH Bank | 401,0 | -0,25% | 14,07% | 430,0 | 333,0 | 3.949 | 17,2 | 1,8 | 3,5% |
| Cimar | 1.782,0 | 0,11% | 6,07% | 1.887,0 | 1.677,0 | 1.674 | 25,9 | 7,5 | 3,9% |
| CMT | 1.340,0 | 0,30% | 22,94% | 1.720,0 | 988,0 | 655 | 13,8 | 3,0 | 0,0% |
| Colorado | 51,00 | -1,90% | 9,68% | 56,97 | 44,17 | 603 | 21,3 | 2,5 | 4,4% |
| Cosumar | 196,0 | 1,55% | 0,51% | 201,4 | 180,1 | 5.260 | 18,4 | 3,1 | 5,1% |
| Crédit du Maroc | 927,0 | 3,11% | 16,31% | 950,0 | 797,0 | 50 | 20,0 | 1,5 | 3,7% |
| CTM | 669,9 | 0,00% | 17,51% | 695,0 | 570,1 | 0 | 13,0 | 2,5 | 2,2% |
| Dari Couspate | 3.478,0 | 0,00% | 8,69% | 3.808,0 | 3.200,0 | 0 | 29,5 | 3,0 | 3,5% |
| Delattre Levivier | 40,00 | 0,00% | 0,00% | 40,00 | 40,00 | 0 | N.S | N.S | 0,0% |
| Delta Holding | 52,60 | 0,15% | 48,17% | 59,90 | 36,00 | 608 | 24,4 | 2,0 | 2,9% |
| Diac Salaf | 26,25 | 0,00% | 0,00% | 26,25 | 26,25 | 0 | N.S | N.S | 0,0% |
| Disty Technologies | 221,0 | 0,00% | 15,46% | 268,2 | 187,0 | 0 | 11,7 | 1,3 | 6,8% |
| Disway | 666,0 | 0,15% | 2,46% | 734,0 | 650,0 | 41 | 19,2 | 1,9 | 5,3% |
| Ennakk | 32,70 | 0,46% | 5,48% | 37,40 | 31,14 | 8.405 | 7,5 | 1,3 | 6,5% |
| Eqdom | 1.084,0 | 0,00% | 9,81% | 1.240,0 | 990,0 | 0 | 20,3 | 1,2 | 5,1% |
| Fenie Brossette | 106,80 | 0,00% | 13,23% | 124,95 | 85,10 | 0 | 21,3 | 1,2 | 0,0% |
| HPS | 579,0 | 0,00% | -6,91% | 624,6 | 495,5 | 179 | 42,9 | 6,1 | 1,2% |
| IAM | 91,0 | 0,00% | -9,00% | 105,3 | 87,3 | 43.395 | 15,1 | 4,7 | 4,6% |
| IB Maroc | 36,00 | -2,94% | 73,91% | 42,56 | 20,11 | 3 | N.S | N.S | 0,0% |
| Immorrente | 90,3 | -0,74% | -2,87% | 96,7 | 90,3 | 717 | 19,0 | 1,0 | 5,8% |
| Involys | 100,0 | 5,25% | 13,64% | 114,0 | 83,0 | 416 | N.S | 0,4 | 0,0% |
| Jet Contractors | 1.401,0 | -3,04% | 449,41% | 1.445,0 | 255,0 | 14.562 | N.S | 4,0 | 0,5% |
| Label Vie | 4.250,0 | -3,41% | 1,19% | 4.750,0 | 4.118,0 | 460 | 24,2 | 4,0 | 2,3% |
| LafargeHolcim Maroc | 1.832,0 | 0,38% | -4,58% | 2.074,0 | 1.780,0 | 3.607 | 27,7 | 3,8 | 3,6% |
| Lesieur Cristal | 275,4 | -1,66% | 1,98% | 300,0 | 256,2 | 10.200 | N.S | 4,3 | 0,7% |
| M2M Group | 572,0 | 0,00% | -7,59% | 619,0 | 423,5 | 0 | N.S | 3,5 | 0,0% |
| Maghreb Oxygène | 225,0 | 0,00% | -2,17% | 233,0 | 195,0 | 0 | 19,2 | 0,6 | 1,8% |
| Maghrébaïl | 900,0 | 0,00% | -1,10% | 999,0 | 900,0 | 73 | 9,7 | 1,1 | 5,6% |
| Managem | 2.759,0 | 2,15% | 56,76% | 2.870,0 | 1.730,0 | 202 | N.S | 3,5 | 1,1% |
| Maroc Leasing | 399,0 | 1,75% | 10,83% | 420,0 | 356,0 | 2 | 10,6 | 1,0 | 3,5% |
| Marsa Maroc | 440,0 | 1,51% | 58,27% | 472,0 | 270,0 | 30.919 | 37,9 | 12,9 | 1,9% |
| Med Paper | 21,00 | 1,94% | 2,49% | 26,60 | 18,50 | 20 | 17,6 | 3,8 | 0,0% |
| Microdata | 639,0 | -0,93% | 6,50% | 695,0 | 600,0 | 6 | 18,8 | 5,9 | 5,3% |
| Mutandis | 299,0 | 0,34% | 19,60% | 313,0 | 248,0 | 2.121 | 24,5 | 2,7 | 3,5% |
| Oulmès | 1.315,0 | 0,00% | -2,52% | 1.449,0 | 1.261,0 | 0 | 40,7 | 3,7 | 1,7% |
| Promopharm | 950,0 | -0,04% | -5,00% | 1.150,0 | 900,0 | 219 | 16,7 | 2,0 | 0,0% |
| Rebab | 104,45 | 0,00% | 24,63% | 111,10 | 65,71 | 0 | N.S | 0,8 | 0,0% |
| RDS | 81,40 | 1,75% | 275,12% | 100,00 | 22,48 | 111.066 | N.S | 0,5 | 0,0% |
| Risma | 215,0 | -2,03% | 3,86% | 264,1 | 190,0 | 49 | 12,6 | 2,4 | 2,8% |
| S2M | 215,0 | 0,00% | 19,44% | 274,0 | 155,6 | 0 | 16,0 | 2,8 | 0,0% |
| Sanlam Maroc | 1.919,0 | 0,00% | 47,73% | 2.090,0 | 1.132,0 | 0 | 14,1 | 1,4 | 4,0% |
| Salafin | 569,9 | 0,00% | 9,60% | 630,0 | 480,8 | 0 | 19,7 | 2,1 | 5,0% |
| Samir | 127,8 | 0,00% | 0,00% | 127,8 | 127,8 | 0 | N.S | N.S | 0,0% |
| SBM | 2.460,0 | 0,00% | 8,99% | 2.893,0 | 2.200,0 | 0 | 10,9 | 4,0 | 6,5% |
| SMI | 2.209,0 | -0,45% | 66,97% | 2.422,0 | 1.311,0 | 1.230 | 21,5 | 2,7 | 3,6% |
| SNEP | 489,9 | 2,49% | -0,03% | 650,0 | 460,0 | 150 | N.S | 1,7 | 0,0% |
| Sonasid | 845,0 | 2,99% | 28,03% | 921,1 | 664,1 | 120 | N.S | 1,8 | 2,5% |
| Sothema | 946,0 | 2,81% | -0,53% | 1.055,0 | 912,0 | 11 | 25,9 | 4,5 | 1,8% |
| SRM | 421,0 | 0,00% | 251,42% | 677,0 | 93,5 | 124 | N.S | 0,8 | 0,0% |
| Stokvis Nord Afrique | 14,99 | -0,07% | 37,52% | 18,00 | 10,23 | 668 | N.S | N.S | 0,0% |
| Stroc Industrie | 53,00 | 3,92% | 84,54% | 67,50 | 25,50 | 4.926 | N.S | N.S | 0,0% |
| TAQA Morocco | 1.530,0 | -1,23% | 39,09% | 1.596,0 | 1.100,0 | 6.250 | 34,8 | 5,6 | 2,3% |
| TGCC | 402,0 | 0,74% | 116,10% | 424,0 | 188,0 | 34.513 | 35,0 | 8,6 | 1,9% |
| TotalEnergies Maroc | 1.530,0 | 0,00% | 31,90% | 1.740,0 | 1.170,0 | 403 | N.S | 5,9 | 3,7% |
| UNIMER | 174,9 | 0,00% | -1,19% | 178,0 | 167,4 | 0 | N.S | 1,8 | 0,6% |
| Wafa Assurance | 4.499,0 | 0,00% | 12,48% | 4.600,0 | 3.863,0 | 0 | 23,5 | 1,9 | 3,1% |
| Zellidja | 126,0 | 0,00% | 79,69% | 179,9 | 70,2 | 0 | N.S | 1,4 | 0,0% |
| MASI | 14.118,4 | 0,23% | 16,75% | 14.449,0 | 12.141,7 | - | 18,9 | 3,9 | 3,0% |

Multiples reflect 2023 results reported to the current stock market capitalization



Attijari
Global Research



CASABLANCA CLOSING

EQUITY

H1 2024 FINANCIAL FIGURES

| | MAD Mn | Turnover | | | EBIT | | | Net Income (Group Share) | | |
|-------------------------------|--------|----------|---------|--------|---------|-------------|--------|--------------------------|-------------|--------|
| | | H1 2024 | H1 2023 | Change | H1 2024 | H1 2023 | Change | H1 2024 | H1 2023 | Change |
| Maroc Telecom | 18.260 | 18.399 | -0,8% | 5.935 | 6.052 | -1,9% | 2.943 | 2.935 | 0,3% | |
| Cosumar | 4.983 | 4.958 | 0,5% | 685 | 658 | 4,2% | 412 | 369 | 11,6% | |
| Food-processing | | | | | | | | | | |
| SBM | 1.115 | 1.208 | -7,7% | 119 | 188 | -36,7% | 75 | 112 | -33,1% | |
| Lesieur Cristal | 2.711 | 3.039 | -10,8% | 131 | 89 | 47,2% | 79 | 23 | MAD +56 Mn | |
| Mutandis | 965 | 960 | 0,6% | 104 | 81 | 28,2% | 107 | 39 | 177,0% | |
| Dari Couspate | 400 | 428 | -6,4% | 32 | 22 | 45,6% | 23 | 16 | 47,6% | |
| Oulmès | 1.370 | 1.165 | 17,6% | 90 | 62 | 44,8% | 24 | 21 | 15,3% | |
| Unimer | 570 | 623 | -8,5% | -2 | -9 | MAD +7 Mn | -53 | -45 | MAD -8 Mn | |
| Banks | | | | | | | | | | |
| Attijariwafa bank | 17.023 | 14.605 | 16,6% | 8.784 | 6.661 | 31,9% | 4.906 | 3.614 | 35,7% | |
| Bank Of Africa | 9.572 | 8.377 | 14,3% | 3.611 | 2.799 | 29,0% | 1.942 | 1.414 | 37,3% | |
| BCP | 12.838 | 11.740 | 9,4% | 4.565 | 4.167 | 9,6% | 2.584 | 2.345 | 10,2% | |
| CFG Bank | 424 | 309 | 37,5% | 140 | 91 | 53,7% | 109 | 65 | 68,3% | |
| Crédit du Maroc | 1.606 | 1.426 | 12,6% | 712 | 534 | 33,2% | 391 | 286 | 36,8% | |
| CIH Bank | 2.333 | 2.219 | 5,2% | 788 | 788 | 0,0% | 442 | 413 | 7,1% | |
| BMCI | 1.887 | 1.695 | 11,4% | 380 | 364 | 4,6% | 211 | 217 | -3,0% | |
| Insurance | | | | | | | | | | |
| SANLAM Maroc | 3.535 | 3.493 | 1,2% | 539 | 234 | 130,6% | 376 | 208 | 80,7% | |
| Wafa Assurance | 7.100 | 6.533 | 8,7% | 758 | 606 | 25,2% | 643 | 550 | 16,8% | |
| AtlantaSanad | 3.096 | 3.085 | 0,3% | 305 | 302 | 0,9% | 250 | 245 | 2,0% | |
| AFMA | 159 | 144 | 10,6% | 71 | 66 | 7,0% | 46 | 41 | 14,4% | |
| Agma Lahlou-Tazi | 88 | 84 | 4,2% | 49 | 48 | 0,8% | 36 | 34 | 4,7% | |
| Building materials | | | | | | | | | | |
| TGCC | 3.543 | 2.860 | 23,9% | 409 | 213 | 91,8% | 259 | 122 | 113,1% | |
| Delta Holding | 1.375 | 1.323 | 3,9% | 170 | 137 | 23,5% | 142 | 79 | 81,4% | |
| SNEP | 256 | 478 | -46,4% | -35 | 5 | MAD -39 Mn | -32 | -21 | MAD -12 Mn | |
| Sonasid | 2.437 | 2.543 | -4,2% | 52 | 56 | -7,9% | 21 | 19 | 12,7% | |
| Colorado | 282 | 297 | -5,1% | 34 | 29 | 16,9% | 21 | 16 | 30,6% | |
| Aluminium du Maroc | 605 | 671 | -9,7% | 59 | 44 | 35,4% | 23 | 5 | MAD +19 Mn | |
| Jet Contractors | 1.380 | 991 | 39,3% | 197 | 60 | MAD +137 Mn | 89 | 24 | MAD +65 Mn | |
| CM | | | | | | | | | | |
| LafargeHolcim Maroc | 3.691 | 4.130 | -10,6% | 1.460 | 1.468 | -0,5% | 756 | 826 | -8,4% | |
| Ciments du Maroc | 1.999 | 2.159 | -7,4% | 661 | 666 | -0,7% | 433 | 438 | -1,2% | |
| R. Estate | | | | | | | | | | |
| Alliances | 1.209 | 1.003 | 20,6% | 243 | 230 | 5,6% | 165 | 106 | 55,4% | |
| RDS | 92 | 254 | -63,6% | 2 | 14 | -83,7% | -17 | -8 | MAD -9 Mn | |
| Addoha | 1.688 | 1.406 | 20,0% | 319 | 148 | 116,1% | 186 | 95 | 94,7% | |
| Taqa Morocco | 5.651 | 7.448 | -24,1% | 1.417 | 1.379 | 2,8% | 526 | 458 | 14,8% | |
| Energy | | | | | | | | | | |
| TotalEnergies Marketing Maroc | 8.436 | 8.208 | 2,8% | 604 | 175 | MAD +429 Mn | 406 | 97 | MAD +309 Mn | |
| Afrikaia Gaz | 4.253 | 4.433 | -4,0% | 551 | 548 | 0,4% | 353 | 349 | 1,0% | |
| Dis | | | | | | | | | | |
| Label Vie | 7.783 | 7.533 | 3,3% | 304 | 302 | 1,0% | 259 | 221 | 17,2% | |
| Auto | | | | | | | | | | |
| Auto Hall | 2.432 | 2.197 | 10,7% | 131 | 57 | 130,5% | 19 | -12 | MAD +31 Mn | |
| Auto Nejma | 1.319 | 1.088 | 21,3% | 155 | 134 | 15,4% | 81 | 87 | -6,1% | |
| Por | | | | | | | | | | |
| Marsa Maroc | 2.482 | 2.119 | 17,1% | 1.074 | 769 | 39,8% | 626 | 433 | 44,6% | |
| Mining | | | | | | | | | | |
| Managem | 4.408 | 4.182 | 5,4% | 671 | 643 | 4,4% | 259 | 305 | -15,2% | |
| CMT | 281 | 275 | 2,1% | 144 | 139 | 3,4% | 93 | 91 | 3,1% | |
| SMI | 571 | 532 | 7,4% | 156 | 66 | 135,4% | 116 | 44 | 164,6% | |
| Disway | 842 | 924 | -8,9% | 47 | 58 | -19,4% | 35 | 39 | -10,2% | |
| Disty Technologies | 247 | 291 | -15,2% | 15 | 16 | -6,1% | 10 | 12 | -14,3% | |
| IT | | | | | | | | | | |
| HPS | 553 | 545 | 1,6% | 75 | 93 | -19,5% | 40 | 46 | -12,3% | |
| Microdata | 555 | 550 | 0,9% | 81 | 78 | 3,7% | 61 | 53 | 16,0% | |
| S2M | 148 | 130 | 13,5% | 10 | 12 | -14,0% | 7 | 5 | 29,4% | |
| Involys | 20 | 14 | 43,7% | 2 | -3 | MAD +5 Mn | 1 | -4 | MAD +5 Mn | |
| M2M Group | 55 | 33 | 67,9% | 9 | -15 | MAD +24 Mn | 6 | -21 | MAD +28 Mn | |
| Leasing | | | | | | | | | | |
| Maghrebail | 197 | 165 | 19,1% | 119 | 107 | 10,6% | 68 | 63 | 8,1% | |
| Maroc Leasing | 127 | 180 | -29,3% | 73 | 83 | -12,3% | 42 | 46 | -8,0% | |
| Salafin | 186 | 192 | -3,3% | 75 | 68 | 10,8% | 42 | 39 | 6,8% | |
| Eqdom | 278 | 287 | -2,9% | 92 | 90 | 2,1% | 62 | 56 | 10,3% | |
| Others | | | | | | | | | | |
| Aradei Capital | 298 | 295 | 0,9% | 183 | 185 | -1,1% | 76 | 74 | 3,2% | |
| Akdital | 1.249 | 828 | 50,8% | 205 | 126 | 62,5% | 113 | 67 | 68,6% | |
| Sothema | 1.328 | 1.184 | 12,1% | 242 | 216 | 12,2% | 164 | 152 | 7,7% | |
| Ennaki Automobiles | 1.104 | 1.047 | 5,5% | 104 | 88 | 17,5% | 88 | 68 | 28,8% | |
| Promopharm | 434 | 383 | 13,3% | 44 | 43 | 3,8% | 24 | 25 | -4,6% | |
| CTM | 360 | 293 | 22,8% | 0 | 11 | -98,9% | 12 | 19 | -34,6% | |
| Maghreb Oxygène | 149 | 145 | 3,1% | 3 | 5 | -25,9% | 8 | 9 | -9,0% | |
| Balima | 27 | 27 | -3,1% | 8 | 4 | 86,6% | 5 | 2 | MAD +4 Mn | |
| Med Paper | 49 | 56 | -11,7% | 6 | 6 | -1,9% | 4 | 3 | 16,8% | |
| Afric Industries | 20 | 19 | 5,8% | 4 | 3 | 47,1% | 2 | 2 | 38,2% | |
| Immorente Invest | 38 | 34 | 12,2% | 24 | 22 | 9,8% | 17 | 17 | -3,1% | |
| Fenie Brossette | 343 | 307 | 11,7% | 12 | 10 | 24,8% | 8 | 7 | 10,8% | |
| SRM | 141 | 126 | 12,0% | -8 | -6 | MAD -2 Mn | -11 | -9 | MAD -1 Mn | |
| Zellidja | 343 | 307 | 11,7% | 11 | 8 | 43,3% | 3 | 2 | 71,9% | |
| Rebab Company | 0 | 0 | 0,0% | 0 | 0 | MAD 0 Mn | 0 | 0 | MAD +1 Mn | |
| Stroc Industrie | 49 | 49 | 0,5% | -2 | -5 | MAD +3 Mn | -7 | -11 | MAD +3 Mn | |
| IB Maroc.com | NC | NC | - | NC | NC | - | NC | NC | - | |
| Stokvis Nord Afrique | 69 | 83 | -17,1% | -14 | -9 | MAD -5 Mn | -24 | -33 | MAD +9 Mn | |
| Risma | 597 | 594 | 0,5% | 116 | 135 | -14,0% | 75 | 82 | -8,8% | |
| DLM | NC | NC | - | NC | NC | - | NC | NC | - | |





CASABLANCA CLOSING

EQUITY

2023 DIVIDENDS

| Stock | DPS 2023 | DPS 2022 | Change | GM Date | Ex-Dividend Date | Date of payment |
|-------------------------------|---------------------------|---------------------------|--------|------------|------------------|-----------------|
| Addoha | 0 | 0 | - | 25/06/2024 | | |
| AFMA | 55 | 55 | 0,0% | 11/06/2024 | 03/09/2024 | 12/09/2024 |
| Africa Industries | 20 | 20 | 0,0% | 11/06/2024 | 16/07/2024 | 25/07/2024 |
| Afrikaia Gaz | 140 | 140 | 0,0% | 21/03/2024 | 02/04/2024 | 16/04/2024 |
| Agma | 275 | 255 | 7,8% | 29/05/2024 | 16/07/2024 | 25/07/2024 |
| Akdital | 6,00 | 3,25 | 84,6% | 13/06/2024 | 31/07/2024 | 09/08/2024 |
| Alliances | 3,0 | - | - | 10/06/2024 | 11/07/2024 | 22/07/2024 |
| Aluminium du Maroc | 90 | 70 | 28,6% | 25/06/2024 | 01/08/2024 | 09/08/2024 |
| Aradei Capital | 5,88 | 19,19 | 6,7% | 28/06/2024 | 18/07/2024 | 29/07/2024 |
| | 14,59 [Extraordinary DPS] | | | | | |
| AtlantaSanad | 5,7 | 5,5 | 3,6% | 21/05/2024 | 20/06/2024 | 28/06/2024 |
| Attijariwafa bank | 16,5 | 15,5 | 6,5% | 11/06/2024 | 10/07/2024 | 19/07/2024 |
| Auto Hall | 2,0 | 3,5 | -42,9% | 29/05/2024 | 20/06/2024 | 01/07/2024 |
| Auto Nejma | 94 | 110 | 45,3% | 08/04/2024 | 23/05/2024 | 03/06/2024 |
| | | 15 [Extraordinary DPS] | | | | |
| Balima | 5,5 | 5,5 | 0,0% | 24/06/2024 | 16/07/2024 | 25/07/2024 |
| BCP | 10,0 | 9,0 | 11,1% | 28/06/2024 | 19/07/2024 | 31/07/2024 |
| Bank of Africa | 4 | 4 | 0,0% | 25/06/2024 | 17/07/2024 | 26/07/2024 |
| BMCI | 18 | 18 | 0,0% | 28/06/2024 | 17/07/2024 | 26/07/2024 |
| Cartier Saada | 0 | 0 | - | | | |
| Crédit du Maroc | 34,2 | 27,0 | 26,7% | 13/06/2024 | 09/07/2024 | 18/07/2024 |
| CFG Bank | 3,3 | - | - | 30/05/2024 | 11/06/2024 | 24/06/2024 |
| CIH Bank | 14 | 14 | 0,0% | 13/06/2024 | 09/07/2024 | 18/07/2024 |
| Cimar | 60,0 | 60,0 | 16,7% | 29/05/2024 | 02/07/2024 | 15/07/2024 |
| | 10 [Extraordinary DPS] | | | | | |
| CMT | 0 | 60 | - | | | |
| Colorado | 2,25 | 2,0 | 12,5% | 15/05/2024 | 06/06/2024 | 20/06/2024 |
| Cosumar | 7,0 | 7,0 | 0,0% | 06/06/2024 | 11/07/2024 | 22/07/2024 |
| | 3 [Extraordinary DPS] | | | | | |
| CTM | 15,0 | 25,0 | -40,0% | 10/06/2024 | 10/09/2024 | 23/09/2024 |
| Dari Couspate | 120 | 85 | 41,2% | 28/06/2024 | 18/07/2024 | 29/07/2024 |
| Delta Holding | 1,5 | 1,4 | 7,1% | 16/05/2024 | 10/07/2024 | 19/07/2024 |
| Disty Technologies | 15 | 10 | 50,0% | 06/06/2024 | 09/07/2024 | 18/07/2024 |
| Disway | 35 | 35 | 0,0% | 17/05/2024 | 25/06/2024 | 04/07/2024 |
| Delattre Levivier Maroc | 0 | 0 | - | | | |
| Ennaki Automobiles | 2,14 | 1,89 | 13,2% | 19/04/2024 | 10/07/2024 | 19/07/2024 |
| Eqdom | 55,0 | 55,0 | 0,0% | 30/05/2024 | 20/06/2024 | 01/07/2024 |
| Fenie Brossette | 0 | 0 | - | 25/06/2024 | | |
| HPS | 6,8 | 6,0 | 13,3% | 26/06/2024 | 17/07/2024 | 26/07/2024 |
| IB Maroc | 0 | 0 | - | | | |
| Immorente | 1,0 | 1,0 | 4,0% | 04/04/2024 | 22/04/2024 | 30/04/2024 |
| | 2,2 | 2,0 | | | 11/06/2024 | 24/06/2024 |
| | 1,0 | 1,0 | | | 19/09/2024 | 30/09/2024 |
| | 1,0 | 1,0 | | | | 20/12/2024 |
| Involys | 0 | 0 | - | 28/06/2024 | | |
| Jet Contractors | 7,0 | 0,0 | - | 30/05/2024 | 09/07/2024 | 18/07/2024 |
| Label Vie | 96,75 | 86,38 | 12,0% | 03/06/2024 | 20/06/2024 | 01/07/2024 |
| LafargeHolcim Maroc | 66 | 66 | 0,0% | 23/05/2024 | 06/06/2024 | 20/06/2024 |
| Lesieur Cristal | 2,0 | 4,5 | -55,6% | 15/05/2024 | 26/06/2024 | 05/07/2024 |
| M2M Group | 0 | 0 | - | 26/06/2024 | | |
| Maghreb Oxygène | 4,0 | 4,0 | 0,0% | 21/03/2024 | 03/04/2024 | 16/04/2024 |
| Maghrébaïl | 50 | 50 | 0,0% | 29/05/2024 | 06/08/2024 | 15/08/2024 |
| Managem | 30 | 30 | 0,0% | 06/06/2024 | 20/06/2024 | 01/07/2024 |
| Maroc Leasing | 14 | 14 | 0,0% | 10/05/2024 | 18/09/2024 | 27/09/2024 |
| Maroc Telecom | 4,20 | 2,19 | 91,8% | 28/03/2024 | 03/09/2024 | 12/09/2024 |
| Marsa Maroc | 8,5 | 8,0 | 6,3% | 25/06/2024 | 24/07/2024 | 07/08/2024 |
| Med Paper | 0 | 0 | - | 27/06/2024 | | |
| Microdata | 34 | 25 | 36,0% | 26/06/2024 | 15/07/2024 | 24/07/2024 |
| Mutandis | 10,5 | 8,5 | 23,5% | 03/04/2024 | 27/06/2024 | 10/07/2024 |
| TGCC | 7,5 | 6,0 | 25,0% | 07/06/2024 | 12/07/2024 | 23/07/2024 |
| Oulmès | 22,0 | 16,5 | 33,3% | 14/05/2024 | 26/06/2024 | 05/07/2024 |
| Promopharm | 0 | 40 | - | 20/06/2024 | | |
| RDS | 0 | 0 | - | 05/06/2024 | | |
| Rebab Company | 0 | 0 | - | 24/06/2024 | | |
| Risma | 6,00 | 0 | - | 20/06/2024 | 18/07/2024 | 29/07/2024 |
| S2M | 0 | 0 | - | 27/06/2024 | | |
| SANLAM Maroc | 77 | 36 | 113,9% | 06/06/2024 | 22/08/2024 | 30/08/2024 |
| Salafin | 14,25 | 13,50 | 5,6% | 14/05/2024 | 27/05/2024 | 05/06/2024 |
| | 14,25 [Extraordinary DPS] | 13,50 [Extraordinary DPS] | | | | |
| SBM | 160,0 | 145,5 | - | 07/05/2024 | 06/06/2024 | 20/06/2024 |
| SMI | 80 | 0 | - | 06/06/2024 | 20/06/2024 | 01/07/2024 |
| SNEP | 0 | 16 | - | 26/06/2024 | | |
| Sonasid | 21 | 30 | -30,0% | 14/06/2024 | 12/07/2024 | 23/07/2024 |
| Sothema | 17 | 25 | -32,0% | 22/05/2024 | 21/06/2024 | 02/07/2024 |
| SRM | 0 | 0 | - | 14/06/2024 | | |
| Stokvis | 0 | 0 | - | 10/05/2024 | | |
| Stroc Industrie | 0 | 0 | - | 28/06/2024 | | |
| Taqa Morocco | 35 | 35 | 0,0% | 23/05/2024 | 20/06/2024 | 28/06/2024 |
| Timar | 0 | 0 | - | 28/05/2024 | | |
| TotalEnergies Marketing Maroc | 56 | 56 | - | 06/06/2024 | 19/06/2024 | 27/06/2024 |
| Unimer | 1,0 | 1,0 | - | 27/06/2024 | 09/09/2024 | 20/09/2024 |
| Wafa Assurance | 140 | 130 | 7,7% | 15/05/2024 | 11/06/2024 | 26/06/2024 |
| Zellidja | 0 | 0 | - | 24/06/2024 | | |

Attijari Global Research

Mahat Zerhouni
+212 529 03 68 16
m.zerhouni@attijari.ma

Attijari Intermédiation

Anis Hares
+212 529 03 68 34

Alae Yahya
+212 529 03 68 15

Sofia Mohcine
+212 522 49 59 52

Mehdi Benchekroun
+212 529 03 68 14



Attijari
Global Research