

CASABLANCA CLOSING EQUITY

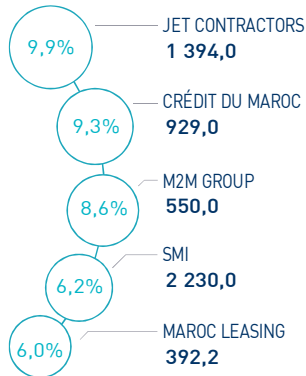
21 OCTOBER 2024

MARKET INSIGHT

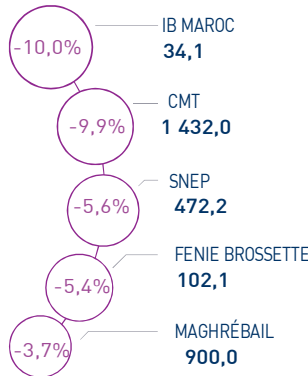
 MASI 14 080 pts	 MSI20 1 132 pts	 CAPI 729 MAD Bn	 VOLUME 135 MAD Mn
↘ Daily 0,00%	↘ Daily -0,07%	↗ High 745	MC 135
↗ YTD 16,43%	↗ YTD 14,38%	↘ Low 628	MB -

THE DAY IN REVIEW

TOP PERFORMERS



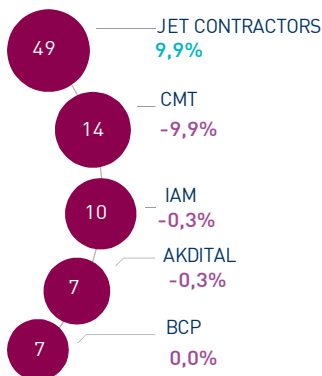
BOTTOM PERFORMERS



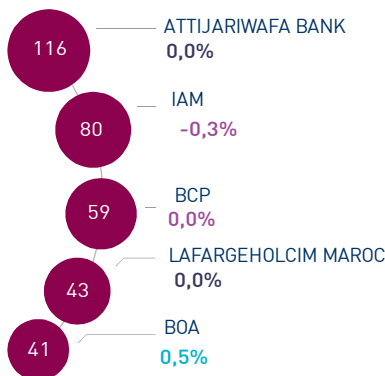
At the first trading session of this week, the MASI index remained stable at 14.080 points. In this context, the YTD performance of the market stood at +16.43%.

Jet Contractors topped the highest increases recording a gain of +9.9%. In the opposite, IB Maroc displayed the strongest decline, down -10.0%.

MOST ACTIVE (MAD Mn)



LARGEST CAP (MAD Bn)



Volume traded on the central market settled at MAD 135 Mn, driven by Jet Contractors, CMT and IAM which monopolized almost 53% of the total flow.

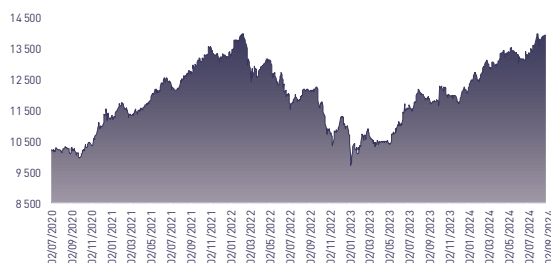
Attijari Global Research

Mahat Zerhouni
+212 529 03 68 16
m.zerhouni@attijari.ma

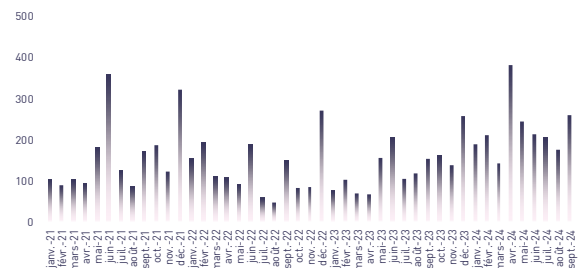
Attijari Intermédiation

Anis Hares
+212 529 03 68 34
Alae Yahya
+212 529 03 68 15
Sofia Mohcine
+212 529 03 68 21
Mehdi Benckroun
+212 529 03 68 14

MASI INDEX EVOLUTION (pts)



ADV- MONTHLY BASIS VOLUME (MAD Mn)



KEY ECONOMIC RELEASES/EVENTS OVER THE WEEK

| Oct. 21st | 2024

AMMC approved, on October 18th 2024, a prospectus regarding the sale to the public of Crédit du Maroc shares by Holmarcom Finance Company.

| Oct. 21st | 2024

In Q3 2024, Ennabl Automobiles' revenue fell by 16.0% to TND 124.4 Mn.

| Oct. 18th | 2024

The World Bank forecasts a growth rate of 2.9% in 2024 and a growth rate of 3.9% in 2025 for the Moroccan economy.

| Oct. 18th | 2024

Managem sells its shares of the Compagnie Minière d'Oumejrane to MetalNRG Plc.



CASABLANCA CLOSING

EQUITY



DAILY STOCK ON OCTOBER 21st, 2024

21/10/2024	Close	Day	YTD	Max 2024	Min 2024	Quantity	P/E 23R	P/B 23R	D/Y 23R
Addoha	33,49	-0,03%	133,71%	39,30	14,83	180 992	N.S	1,5	0,0%
AFMA	1 187,0	2,06%	-1,08%	1 279,0	1 160,0	13	19,8	23,4	4,6%
Afric Industries	305,0	0,00%	-8,94%	346,8	302,0	172	19,9	2,0	6,6%
Afriquia Gaz	3 811,0	-0,88%	-4,73%	4 300,0	3 780,0	155	27,2	4,4	3,7%
Agma	6 900,0	0,00%	8,15%	7 500,0	6 289,0	0	21,8	10,2	4,0%
Akdital	1 022,0	-0,29%	106,05%	1 110,0	496,1	6 897	N.S	10,5	0,6%
Alliances	300,00	0,00%	159,74%	325,00	123,50	8 289	27,4	1,9	1,0%
Aluminium du Maroc	1 381,0	-1,00%	0,88%	1 579,0	1 320,0	21	N.S	2,6	6,5%
Aradei Capital	500,0	-0,60%	12,36%	552,0	441,0	6 244	20,6	1,2	4,1%
AtlantaSanad	138,2	0,00%	8,78%	152,0	121,0	0	1,3	0,2	4,1%
Attijariwafa bank	538,0	0,00%	16,96%	555,0	462,5	6 056	15,4	2,0	3,1%
Auto Hall	70,50	3,68%	4,06%	81,50	63,00	10 064	36,6	2,2	2,8%
Auto Nejma	2 068,0	0,00%	-16,28%	2 470,0	1 945,0	0	13,4	1,8	4,5%
Balima	230,0	0,00%	24,32%	235,2	185,0	0	N.S	3,2	2,4%
BCP	291,9	-0,03%	6,15%	316,0	275,0	24 018	17,1	1,5	3,4%
BoA	190,0	0,50%	5,82%	205,5	180,0	3 001	15,2	1,5	2,1%
BMCI	574,8	1,73%	6,44%	650,0	548,8	2	44,6	1,1	3,1%
Cartier Saada	34,81	4,85%	58,23%	41,00	21,82	335	N.S	1,3	0,0%
CFG Bank	183,0	0,00%	29,33%	195,5	146,0	15 723	38,6	3,8	1,8%
CIH Bank	404,0	-0,01%	14,91%	430,0	333,0	10	17,4	1,8	3,5%
Cimar	1 736,0	-1,36%	3,33%	1 887,0	1 677,0	1 003	25,2	7,3	4,0%
CMT	1 432,0	-9,94%	31,38%	1 720,0	988,0	9 243	14,8	3,2	0,0%
Colorado	51,50	-2,46%	10,75%	56,97	44,17	1 162	21,5	2,5	4,4%
Cosumar	193,0	-1,53%	-1,03%	201,4	180,1	199	18,1	3,1	5,2%
Crédit du Maroc	929,0	9,28%	16,56%	950,0	797,0	2	20,1	1,6	3,7%
CTM	669,9	0,00%	17,51%	695,0	570,1	0	13,0	2,5	2,2%
Dari Couspate	3 478,0	0,00%	8,69%	3 808,0	3 200,0	0	29,5	3,0	3,5%
Delattre Levivier	40,00	0,00%	0,00%	40,00	40,00	0	N.S	N.S	0,0%
Delta Holding	54,79	-0,02%	54,34%	59,90	36,00	6	25,4	2,0	2,7%
Diac Salaf	26,25	0,00%	0,00%	26,25	26,25	0	N.S	N.S	0,0%
Disty Technologies	221,0	-0,90%	15,46%	268,2	187,0	341	11,7	1,3	6,8%
Disway	670,0	0,15%	3,08%	734,0	650,0	577	19,3	1,9	5,2%
Ennaki	32,74	-0,82%	5,61%	37,40	31,14	1 492	7,6	1,3	6,5%
Eqdom	1 084,0	0,00%	9,81%	1 240,0	990,0	0	20,3	1,2	5,1%
Fenie Brossette	102,10	-5,38%	8,25%	124,95	85,10	1 099	20,4	1,1	0,0%
HPS	575,0	-1,71%	-7,56%	624,6	495,5	185	42,6	6,0	1,2%
IAM	91,5	-0,32%	-8,50%	105,3	87,3	104 577	15,2	4,7	4,6%
IB Maroc	34,12	-9,97%	64,83%	42,56	20,11	380	N.S	N.S	0,0%
Immorente	90,5	-0,88%	-2,69%	96,7	90,5	5 557	19,1	1,0	5,7%
Involys	100,3	-0,05%	13,92%	114,0	83,0	12	N.S	0,4	0,0%
Jet Contractors	1 394,0	9,94%	44,67%	1 394,0	255,0	35 199	N.S	4,0	0,5%
Label Vie	4 340,0	3,33%	3,33%	4 750,0	4 118,0	14	24,7	4,1	2,2%
LafargeHolcim Maroc	1 821,0	0,00%	-5,16%	2 074,0	1 780,0	352	27,6	3,8	3,6%
Lesieur Cristal	280,0	0,00%	3,70%	300,0	256,2	0	N.S	4,4	0,7%
M2M Group	550,0	8,63%	-11,15%	619,0	423,5	37	N.S	3,4	0,0%
Maghreb Oxygène	225,0	0,00%	-2,17%	233,0	195,0	0	19,2	0,6	1,8%
Maghrébaïl	900,0	-3,74%	-1,10%	999,0	900,0	50	9,7	1,1	5,6%
Managem	2 750,0	0,07%	56,25%	2 870,0	1 730,0	270	N.S	3,5	1,1%
Maroc Leasing	392,2	5,99%	8,93%	420,0	356,0	8	10,5	1,0	3,6%
Marsa Maroc	432,9	0,16%	55,72%	472,0	270,0	5 153	37,3	12,6	2,0%
Med Paper	20,25	1,00%	-1,17%	26,60	18,50	1 313	17,0	3,7	0,0%
Microdata	645,0	0,00%	7,50%	695,0	600,0	0	18,9	5,9	5,3%
Mutandis	300,0	-0,33%	20,00%	313,0	248,0	3 152	24,6	2,8	3,5%
Oulmès	1 315,0	0,00%	-2,52%	1 449,0	1 261,0	0	40,7	3,7	1,7%
Promopharm	1 011,0	0,20%	1,10%	1 150,0	900,0	3	17,8	2,1	0,0%
Rebab	104,45	0,00%	24,63%	111,10	65,71	0	N.S	0,8	0,0%
RDS	75,30	1,07%	247,00%	100,00	22,48	54 007	N.S	0,5	0,0%
Risma	215,0	-0,02%	3,86%	264,1	190,0	5 498	12,6	2,4	2,8%
S2M	215,0	0,00%	19,44%	274,0	155,6	388	16,0	2,8	0,0%
Sanlam Maroc	1 919,0	0,00%	47,73%	2 090,0	1 132,0	0	14,1	1,4	4,0%
Salafin	569,9	0,00%	9,60%	630,0	480,8	0	19,7	2,1	5,0%
Samir	127,8	0,00%	0,00%	127,8	127,8	0	N.S	N.S	0,0%
SBM	2 460,0	0,00%	8,99%	2 893,0	2 200,0	0	10,9	4,0	6,5%
SMI	2 230,0	6,19%	68,56%	2 422,0	1 311,0	3 315	21,7	2,7	3,6%
SNEP	472,2	-5,56%	-3,63%	650,0	460,0	98	N.S	1,6	0,0%
Sonasis	825,0	-2,25%	25,00%	921,1	664,1	409	N.S	1,8	2,5%
Sothema	920,1	0,00%	-3,25%	1 055,0	912,0	331	25,2	4,4	1,8%
SRM	425,2	-2,70%	254,92%	677,0	93,5	51	N.S	0,8	0,0%
Stokvis Nord Afrique	15,20	0,13%	39,45%	18,00	10,23	3 686	N.S	N.S	0,0%
Stroc Industrie	51,00	3,03%	77,58%	67,50	25,50	113	N.S	N.S	0,0%
TAQA Morocco	1 549,0	-0,06%	40,82%	1 596,0	1 100,0	1 092	35,2	5,7	2,3%
TGCC	401,0	0,50%	115,59%	424,0	188,0	10 118	35,0	8,6	1,9%
TotalEnergies Maroc	1 559,0	3,25%	34,40%	1 740,0	1 170,0	2	N.S	6,0	3,6%
UNIMER	174,9	0,00%	-1,19%	178,0	167,4	0	N.S	1,8	0,6%
Wafa Assurance	4 350,0	-3,29%	8,75%	4 600,0	3 863,0	531	22,7	1,8	3,2%
Zellidja	126,0	0,00%	79,49%	179,9	70,2	0	N.S	1,4	0,0%
MASI	14 080,1	0,00%	16,43%	14 449,0	12 141,7	-	18,8	3,9	3,0%

Multiples reflect 2023 results reported to the current stock market capitalization



Attijari
Global Research



CASABLANCA CLOSING

EQUITY

H1 2024 FINANCIAL FIGURES

	Turnover			EBIT			Net Income (Group Share)			
	MAD Mn	H1 2024	H1 2023	Change	H1 2024	H1 2023	Change	H1 2024	H1 2023	Change
Maroc Telecom		18.260	18.399	-0,8%	5.935	6.052	-1,9%	2.943	2.935	0,3%
Cosumar		4.983	4.958	0,5%	685	658	4,2%	412	369	11,6%
SBM		1.115	1.208	-7,7%	119	188	-36,7%	75	112	-33,1%
Lesieur Cristal		2.711	3.039	-10,8%	131	89	47,2%	79	23	MAD +56 Mn
Mutandis		965	960	0,6%	104	81	28,2%	107	39	177,0%
Dari Couspate		400	428	-6,4%	32	22	45,6%	23	16	47,6%
Oulmes		1.370	1.165	17,6%	90	62	44,8%	24	21	15,3%
Unimer		570	623	-8,5%	-2	-9	MAD +7 Mn	-53	-45	MAD -8 Mn
Attijariwafa bank		17.023	14.605	16,6%	8.784	6.661	31,9%	4.906	3.614	35,7%
Bank Of Africa		9.572	8.377	14,3%	3.611	2.799	29,0%	1.942	1.414	37,3%
BCP		12.838	11.740	9,4%	4.565	4.167	9,6%	2.584	2.345	10,2%
CFG Bank		424	309	37,5%	140	91	53,7%	109	65	68,3%
Crédit du Maroc		1.606	1.426	12,6%	712	534	33,2%	391	286	36,8%
CIH Bank		2.333	2.219	5,2%	788	788	0,0%	442	413	7,1%
BMCI		1.887	1.695	11,4%	380	364	4,6%	211	217	-3,0%
SANLAM Maroc		3.535	3.493	1,2%	539	234	130,6%	376	208	80,7%
Wafa Assurance		7.100	6.533	8,7%	758	606	25,2%	643	550	16,8%
AtlantaSanad		3.096	3.085	0,3%	305	302	0,9%	250	245	2,0%
AFMA		159	144	10,6%	71	66	7,0%	46	41	14,4%
Agma Lahlou-Tazi		88	84	4,2%	49	48	0,8%	36	34	4,7%
TGCC		3.543	2.860	23,9%	409	213	91,8%	259	122	113,1%
Delta Holding		1.375	1.323	3,9%	170	137	23,5%	142	79	81,4%
SNEP		256	478	-46,4%	-35	5	MAD -39 Mn	-32	-21	MAD -12 Mn
Sonasis		2.437	2.543	-4,2%	52	56	-7,9%	21	19	12,7%
Colorado		282	297	-5,1%	34	29	16,7%	21	16	30,6%
Aluminium du Maroc		605	671	-9,7%	59	44	35,4%	23	5	MAD +19 Mn
Jet Contractors		1.380	991	39,3%	197	60	MAD +137 Mn	89	24	MAD +65 Mn
LafargeHolcim Maroc		3.691	4.130	-10,6%	1.460	1.468	-0,5%	756	826	-8,4%
Ciments du Maroc		1.999	2.159	-7,4%	661	666	-0,7%	433	438	-1,2%
Alliances		1.209	1.003	20,6%	243	230	5,6%	165	106	55,4%
RDS		92	254	-63,6%	2	14	-83,7%	-17	-8	MAD -9 Mn
Addoha		1.688	1.406	20,0%	319	148	116,1%	186	95	94,7%
Taqa Morocco		5.651	7.448	-24,1%	1.417	1.379	2,8%	526	458	14,8%
TotalEnergies Marketing Maroc		8.436	8.208	2,8%	604	175	MAD +429 Mn	406	97	MAD +309 Mn
Afriqueia Gaz		4.253	4.433	-4,0%	551	548	0,4%	353	349	1,0%
Label Vie		7.783	7.533	3,3%	304	302	1,0%	259	221	17,2%
Auto Hall		2.432	2.197	10,7%	131	57	130,5%	19	-12	MAD +31 Mn
Auto Nejma		1.319	1.088	21,3%	155	134	15,4%	81	87	-6,1%
Poi Marsa Maroc		2.482	2.119	17,1%	1.074	769	39,8%	626	433	44,6%
Managem		4.408	4.182	5,4%	671	643	4,4%	259	305	-15,2%
CMT		281	275	2,1%	144	139	3,4%	93	91	3,1%
SMI		571	532	7,4%	156	66	135,4%	116	44	164,6%
Disway		842	924	-8,9%	47	58	-19,4%	35	39	-10,2%
Disty Technologies		247	291	-15,2%	15	16	-6,1%	10	12	-14,3%
HPS		553	545	1,6%	75	93	-19,5%	40	46	-12,3%
Microdata		555	550	0,9%	81	78	3,7%	61	53	16,0%
S2M		148	130	13,5%	10	12	-14,0%	7	5	29,4%
Involys		20	14	43,7%	2	-3	MAD +5 Mn	1	-4	MAD +5 Mn
M2M Group		55	33	67,9%	9	-15	MAD +24 Mn	6	-21	MAD +28 Mn
Maghrebail		197	165	19,1%	119	107	10,6%	68	63	8,1%
Maroc Leasing		127	180	-29,3%	73	83	-12,3%	42	46	-8,0%
Salafin		186	192	-3,3%	75	68	10,8%	42	39	6,8%
Eqdom		278	287	-2,9%	92	90	2,1%	62	56	10,3%
Aradei Capital		298	295	0,9%	183	185	-1,1%	76	74	3,2%
Akdital		1.249	828	50,8%	205	126	62,5%	113	67	68,6%
Sothema		1.328	1.184	12,1%	242	216	12,2%	164	152	7,7%
Ennaki Automobiles		1.104	1.047	5,5%	104	88	17,5%	88	68	28,8%
Promopharm		434	383	13,3%	44	43	3,8%	24	25	-4,6%
CTM		360	293	22,8%	0	11	-98,9%	12	19	-34,6%
Maghreb Oxygène		149	145	3,1%	3	5	-25,9%	8	9	-9,0%
Balima		27	27	-3,1%	8	4	86,6%	5	2	MAD +4 Mn
Med Paper		49	56	-11,7%	6	6	-1,9%	4	3	16,8%
Afric Industries		20	19	5,8%	4	3	47,1%	2	2	38,2%
Immorente Invest		38	34	12,2%	24	22	9,8%	17	17	-3,1%
Fenie Brossette		343	307	11,7%	12	10	24,8%	8	7	10,8%
SRM		141	126	12,0%	-8	-6	MAD -2 Mn	-11	-9	MAD -1 Mn
Zellidja		343	307	11,7%	11	8	43,3%	3	2	71,9%
Rebab Company		0,015	0,015	0,0%	-0,20	-0,17	MAD 0 Mn	0,46	-0,09	MAD +1 Mn
Stroc Industrie		49	49	0,5%	-2	-5	MAD +3 Mn	-7	-11	MAD +3 Mn
IB Maroc.com		NC	NC	NC	NC	NC	NC	NC	NC	NC
Stokvis Nord Afrique		69	83	-17,1%	-14	-9	MAD -5 Mn	-24	-33	MAD +9 Mn
Risma		597	594	0,5%	116	135	-14,0%	75	82	-8,8%
DLM		NC	NC	NC	NC	NC	NC	NC	NC	NC





CASABLANCA CLOSING

EQUITY

2023 DIVIDENDS

Stock	DPS 2023	DPS 2022	Change	GM Date	Ex-Dividend Date	Date of payment
Addoha	0	0	-	25/06/2024		
AFMA	55	55	0,0%	11/06/2024	03/09/2024	12/09/2024
Afric Industries	20	20	0,0%	11/06/2024	16/07/2024	25/07/2024
Afrikaia Gaz	140	140	0,0%	21/03/2024	02/04/2024	16/04/2024
Agma	275	255	7,8%	29/05/2024	16/07/2024	25/07/2024
Akdital	6,00	3,25	84,6%	13/06/2024	31/07/2024	09/08/2024
Alliances	3,0	-	-	10/06/2024	11/07/2024	22/07/2024
Aluminium du Maroc	90	70	28,6%	25/06/2024	01/08/2024	09/08/2024
Aradei Capital	5,88	19,19	6,7%	28/06/2024	18/07/2024	29/07/2024
	14,59 [Extraordinay DPS]					
AtlantaSanad	5,7	5,5	3,6%	21/05/2024	20/06/2024	28/06/2024
Attijariwafa bank	16,5	15,5	6,5%	11/06/2024	10/07/2024	19/07/2024
Auto Hall	2,0	3,5	-42,9%	29/05/2024	20/06/2024	01/07/2024
Auto Nejma	94	110	45,3%	08/04/2024	23/05/2024	03/06/2024
		15 [Extraordinay DPS]				
Balima	5,5	5,5	0,0%	24/06/2024	16/07/2024	25/07/2024
BCP	10,0	9,0	11,1%	28/06/2024	19/07/2024	31/07/2024
Bank of Africa	4	4	0,0%	25/06/2024	17/07/2024	26/07/2024
BMCI	18	18	0,0%	28/06/2024	17/07/2024	26/07/2024
Cartier Saada	0	0	-			
Crédit du Maroc	34,2	27,0	26,7%	13/06/2024	09/07/2024	18/07/2024
CFG Bank	3,3	-	-	30/05/2024	11/06/2024	24/06/2024
CIH Bank	14	14	0,0%	13/06/2024	09/07/2024	18/07/2024
Cimar	60,0	60,0	16,7%	29/05/2024	02/07/2024	15/07/2024
	10 [Extraordinay DPS]					
CMT	0	60	-			
Colorado	2,25	2,0	12,5%	15/05/2024	06/06/2024	20/06/2024
Cosumar	7,0	7,0	0,0%	06/06/2024	11/07/2024	22/07/2024
	3 [Extraordinay DPS]					
CTM	15,0	25,0	-40,0%	10/06/2024	10/09/2024	23/09/2024
Dari Couspate	120	85	41,2%	28/06/2024	18/07/2024	29/07/2024
Delta Holding	1,5	1,4	7,1%	16/05/2024	10/07/2024	19/07/2024
Disty Technologies	15	10	50,0%	06/06/2024	09/07/2024	18/07/2024
Disway	35	35	0,0%	17/05/2024	25/06/2024	04/07/2024
Delattre Levivier Maroc	0	0	-			
Ennaki Automobiles	2,14	1,89	13,2%	19/04/2024	10/07/2024	19/07/2024
Eqdom	55,0	55,0	0,0%	30/05/2024	20/06/2024	01/07/2024
Fenie Brossette	0	0	-	25/06/2024		
HPS	6,8	6,0	13,3%	26/06/2024	17/07/2024	26/07/2024
IB Maroc	0	0	-			
Immorrente	1,0	1,0	4,0%	04/04/2024	22/04/2024	30/04/2024
	2,2	2,0			11/06/2024	24/06/2024
	1,0	1,0			19/09/2024	30/09/2024
	1,0	1,0				20/12/2024
Involys	0	0	-	28/06/2024		
Jet Contractors	7,0	0,0	-	30/05/2024	09/07/2024	18/07/2024
Label Vie	96,75	86,38	12,0%	03/06/2024	20/06/2024	01/07/2024
LafargeHolcim Maroc	66	66	0,0%	23/05/2024	06/06/2024	20/06/2024
Lesieur Cristal	2,0	4,5	-55,6%	15/05/2024	26/06/2024	05/07/2024
M2M Group	0	0	-	26/06/2024		
Maghreb Oxygène	4,0	4,0	0,0%	21/03/2024	03/04/2024	16/04/2024
Maghrébaïl	50	50	0,0%	29/05/2024	06/08/2024	15/08/2024
Managem	30	30	0,0%	06/06/2024	20/06/2024	01/07/2024
Maroc Leasing	14	14	0,0%	10/05/2024	18/09/2024	27/09/2024
Maroc Telecom	4,20	2,19	91,8%	28/03/2024	03/09/2024	12/09/2024
Marsa Maroc	8,5	8,0	6,3%	25/06/2024	24/07/2024	07/08/2024
Med Paper	0	0	-	27/06/2024		
Microdata	34	25	36,0%	26/06/2024	15/07/2024	24/07/2024
Mutandis	10,5	8,5	23,5%	03/04/2024	27/06/2024	10/07/2024
TGCC	7,5	6,0	25,0%	07/06/2024	12/07/2024	23/07/2024
Outmès	22,0	16,5	33,3%	14/05/2024	26/06/2024	05/07/2024
Promopharm	0	40	-	20/06/2024		
RDS	0	0	-	05/06/2024		
Rebab Company	0	0	-	24/06/2024		
Risma	6,00	0	-	20/06/2024	18/07/2024	29/07/2024
S2M	0	0	-	27/06/2024		
SANLAM Maroc	77	36	113,9%	06/06/2024	22/08/2024	30/08/2024
Salafin	14,25	13,50	5,6%	14/05/2024	27/05/2024	05/06/2024
	14,25 [Extraordinay DPS]	13,50 [Extraordinay DPS]				
SBM	160,0	145,5	-	07/05/2024	06/06/2024	20/06/2024
SMI	80	0	-	06/06/2024	20/06/2024	01/07/2024
SNEP	0	16	-	26/06/2024		
Sonasis	21	30	-30,0%	14/06/2024	12/07/2024	23/07/2024
Sothema	17	25	-32,0%	22/05/2024	21/06/2024	02/07/2024
SRM	0	0	-	14/06/2024		
Stokvis	0	0	-	10/05/2024		
Stroc Industrie	0	0	-	28/06/2024		
Taqa Morocco	35	35	0,0%	23/05/2024	20/06/2024	28/06/2024
Timar	0	0	-	28/05/2024		
TotalEnergies Marketing Maroc	56	56	-	06/06/2024	19/06/2024	27/06/2024
Unimer	1,0	1,0	-	27/06/2024	09/09/2024	20/09/2024
Wafa Assurance	140	130	7,7%	15/05/2024	11/06/2024	26/06/2024
Zellidja	0	0	-	24/06/2024		

Attijari Global Research

Mahat Zerhouni
+212 529 03 68 16
m.zerhouni@attijari.ma

Attijari Intermédiation

Anis Hares
+212 529 03 68 34

Alae Yahya
+212 529 03 68 15

Sofia Mohcine
+212 522 49 59 52

Mehdi Benchekroun
+212 529 03 68 14



Attijari
Global Research