

# CASABLANCA CLOSING EQUITY

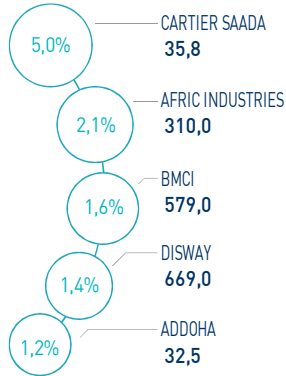
15 OCTOBER 2024

## MARKET INSIGHT

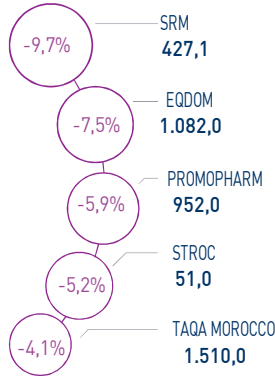
<b>  MASI  </b> 13.940 pts	<b>  MSI20  </b> 1.122 pts	<b>  CAPI  </b> 721 MAD Bn	<b>  VOLUME  </b> 137 MAD Mn
↘ Daily -0,78%	↘ Daily -0,55%	↗ High 745	MC 137
↗ YTD 15,27%	↗ YTD 13,32%	↘ Low 628	MB -

## THE DAY IN REVIEW

### TOP PERFORMERS



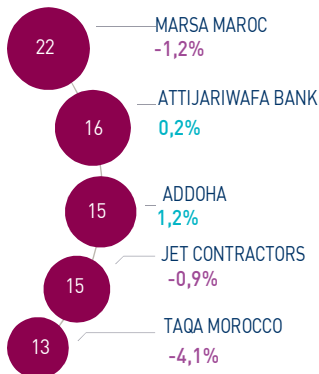
### BOTTOM PERFORMERS



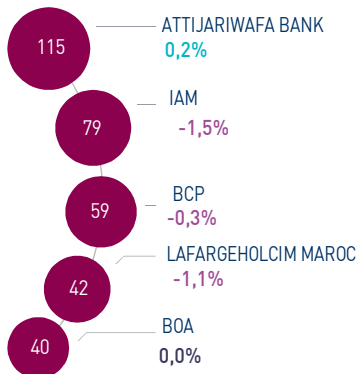
At the end of today's trading session, the MASI index recorded a decrease of -0.78%. In this context, the YTD performance of the market stood at +15.27%.

Cartier Saada topped the highest increases recording a gain of +5.0%. In the opposite, SRM displayed the strongest decline, down -9.7%.

### MOST ACTIVE (MAD Mn)



### LARGEST CAP (MAD Bn)



Volume traded on the central market settled at MAD 137 Mn, driven by Marsa Maroc, Attijariwafa bank and Addoha which monopolized almost 39% of the total flow.

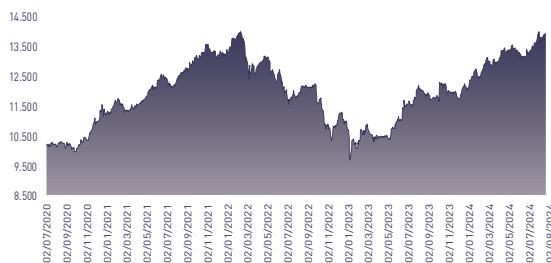
### Attijari Global Research

Mahat Zerhouni  
+212 529 03 68 16  
m.zerhouni@attijari.ma

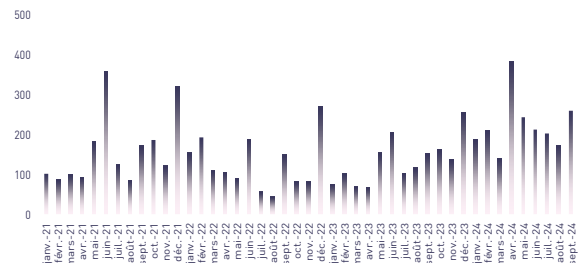
### Attijari Intermédiation

Anis Hares  
+212 529 03 68 34  
Alae Yahya  
+212 529 03 68 15  
Sofia Mohcine  
+212 529 03 68 21  
Mehdi Benckroun  
+212 529 03 68 14

## MASI INDEX EVOLUTION (pts)



## ADV- MONTHLY BASIS VOLUME (MAD Mn)



## KEY ECONOMIC RELEASES/EVENTS OVER THE WEEK

### | Oct. 14<sup>th</sup> | 2024

According to the National Fisheries Office, landings of inshore and artisanal fishery products rose by 2% at the end of September 2024

### | Oct. 11<sup>th</sup> | 2024

Tourist arrivals in Morocco reached 1.3 million tourists in September 2024, recording a 33% increase year-on-year.

### | Oct. 09<sup>th</sup> | 2024

Fitch Ratings confirms Morocco's rating at "BB+" with a stable outlook.

### | Oct. 09<sup>th</sup> | 2024

According to AMMC, Mr. Abed Chagar crossed indirectly upwards the participation threshold of 5% in Colorado's capital.



# CASABLANCA CLOSING

## EQUITY



### DAILY STOCK ON OCTOBER 15<sup>th</sup>, 2024

15/10/2024	Close	Day	YTD	Max 2024	Min 2024	Quantity	P/E 23R	P/B 23R	D/Y 23R
Addoha	32,50	1,25%	126,80%	39,30	14,83	460.122	N.S	1,5	0,0%
AFMA	1.185,0	0,00%	-1,25%	1.279,0	1.160,0	1	19,8	23,4	4,6%
Afric Industries	310,0	2,14%	-7,45%	346,8	302,0	331	20,3	2,1	6,5%
Afriquia Gaz	3.806,0	-1,53%	-4,85%	4.300,0	3.780,0	267	27,2	4,4	3,7%
Agma	6.900,0	0,00%	8,15%	7.500,0	6.289,0	0	21,8	10,2	4,0%
Akdital	995,0	-0,11%	100,60%	1.110,0	496,1	10.978	N.S	10,2	0,6%
Alliances	291,05	-0,67%	151,99%	325,00	123,50	16.300	26,6	1,9	1,0%
Aluminium du Maroc	1.365,0	0,00%	-0,29%	1.579,0	1.320,0	0	N.S	2,6	6,6%
Aradei Capital	495,0	-3,13%	11,24%	552,0	441,0	2.358	20,4	1,2	4,1%
AtlantaSanad	131,0	0,61%	3,15%	152,0	121,0	932	1,2	0,2	4,4%
Attijariwafa bank	536,0	0,19%	16,52%	555,0	462,5	30.309	15,4	2,0	3,1%
Auto Hall	70,00	-1,39%	3,32%	81,50	63,00	1.031	36,3	2,2	2,9%
Auto Nejma	2.068,0	0,00%	-16,28%	2.470,0	1.945,0	0	13,4	1,8	4,5%
Balima	230,0	0,00%	24,32%	235,2	185,0	0	N.S	3,2	2,4%
BCP	289,0	-0,31%	5,09%	316,0	275,0	30.085	16,9	1,5	3,5%
BoA	190,0	0,00%	5,85%	205,5	180,0	10.140	15,2	1,5	2,1%
BMCI	579,0	1,58%	7,22%	650,0	548,8	42	44,9	1,1	3,1%
Cartier Saada	35,80	4,95%	62,73%	41,00	21,82	25	N.S	1,4	0,0%
CFG Bank	180,1	-2,60%	27,24%	195,5	146,0	9.310	38,0	3,8	1,8%
CIH Bank	394,0	-1,46%	12,08%	430,0	333,0	1.179	16,9	1,8	3,6%
Cimar	1.733,0	-0,97%	3,15%	1.887,0	1.677,0	202	25,2	7,3	4,0%
CMT	1.560,0	0,58%	43,12%	1.720,0	988,0	6	16,1	3,5	0,0%
Colorado	51,99	-1,07%	11,81%	56,97	44,17	91	21,7	2,6	4,3%
Cosumar	198,5	1,22%	1,79%	201,4	180,1	513	18,6	3,1	5,0%
Crédit du Maroc	940,0	0,00%	17,94%	950,0	797,0	0	20,3	1,6	3,6%
CTM	669,9	0,00%	17,51%	695,0	570,1	0	13,0	2,5	2,2%
Dari Couspate	3.478,0	0,00%	8,69%	3.808,0	3.200,0	0	29,5	3,0	3,5%
Delattre Levivier	40,00	0,00%	0,00%	40,00	40,00	0	N.S	N.S	0,0%
Delta Holding	54,99	-0,45%	54,90%	59,90	36,00	312	25,5	2,0	2,7%
Diac Salaf	26,25	0,00%	0,00%	26,25	26,25	0	N.S	N.S	0,0%
Disty Technologies	221,0	-1,78%	15,46%	268,2	187,0	299	11,7	1,3	6,8%
Disway	669,0	1,36%	2,92%	734,0	650,0	19	19,3	1,9	5,2%
Ennaki	33,39	1,18%	7,71%	37,40	31,14	358	7,7	1,3	6,4%
Egdom	1.082,0	-7,52%	9,60%	1.240,0	990,0	168	20,3	1,2	5,1%
Fenie Brossette	103,00	-1,90%	9,20%	124,95	85,10	10	20,6	1,1	0,0%
HPS	572,0	0,00%	-8,04%	624,6	495,5	4.696	42,4	6,0	1,2%
IAM	90,0	-1,53%	-10,00%	105,3	87,3	115.275	15,0	4,6	4,7%
IB Maroc	36,00	-2,78%	73,91%	42,56	20,11	110	N.S	N.S	0,0%
Immorente	91,3	0,33%	-1,83%	96,7	90,9	1.513	19,2	1,0	5,7%
Involys	101,8	0,00%	15,63%	114,0	83,0	0	N.S	0,4	0,0%
Jet Contractors	1.090,0	-0,91%	327,45%	1.205,0	255,0	13.711	N.S	3,1	0,6%
Label Vie	4.393,0	-2,25%	4,60%	4.750,0	4.118,0	10	25,0	4,1	2,2%
LafargeHolcim Maroc	1.800,0	-1,10%	-6,25%	2.074,0	1.795,0	615	27,2	3,7	3,7%
Lesieur Cristal	275,0	-0,02%	1,85%	300,0	256,2	100	N.S	4,3	0,7%
M2M Group	508,5	-1,45%	-17,85%	619,0	423,5	19	N.S	3,1	0,0%
Maghreb Oxygène	225,0	0,00%	-2,17%	233,0	195,0	0	19,2	0,6	1,8%
Maghrébail	935,0	0,00%	2,75%	999,0	902,5	0	10,1	1,2	5,3%
Managem	2.690,0	0,19%	52,84%	2.870,0	1.730,0	326	N.S	3,4	1,1%
Maroc Leasing	370,0	0,00%	2,78%	420,0	356,0	0	9,9	0,9	3,8%
Marsa Maroc	420,0	-1,18%	51,08%	472,0	270,0	51.231	36,2	12,3	2,0%
Med Paper	20,50	0,00%	0,05%	26,60	18,50	5.106	17,2	3,7	0,0%
Microdata	630,0	-1,56%	5,00%	695,0	600,0	356	18,5	5,8	5,4%
Mutandis	302,0	-2,58%	20,80%	313,0	248,0	3.024	24,8	2,8	3,5%
Oulmès	1.315,0	0,00%	-2,52%	1.449,0	1.261,0	0	40,7	3,7	1,7%
Promopharm	952,0	-5,93%	-4,80%	1.150,0	900,0	30	16,7	2,0	0,0%
Rebab	104,45	0,00%	24,63%	111,10	65,71	0	N.S	0,8	0,0%
RDS	73,07	-2,77%	236,73%	100,00	22,48	29.074	N.S	0,5	0,0%
Risma	220,0	0,00%	6,26%	264,1	190,0	318	12,9	2,4	2,7%
S2M	213,0	0,00%	18,33%	274,0	155,6	0	15,9	2,8	0,0%
Sanlam Maroc	1.957,0	0,00%	50,65%	2.090,0	1.132,0	0	14,4	1,5	3,9%
Salafin	569,0	-1,04%	9,42%	630,0	480,8	21	19,6	2,1	5,0%
Samir	127,8	0,00%	0,00%	127,8	127,8	0	N.S	N.S	0,0%
SBM	2.450,0	0,00%	8,55%	2.893,0	2.200,0	0	10,9	3,9	6,5%
SMI	2.199,0	-1,39%	66,21%	2.422,0	1.311,0	14	21,4	2,7	3,6%
SNEP	463,0	-1,48%	-5,51%	650,0	460,0	572	N.S	1,6	0,0%
Sonasid	816,1	-2,26%	23,65%	921,1	664,1	316	N.S	1,8	2,6%
Sothema	935,2	-1,56%	-1,66%	1.055,0	912,0	6	25,6	4,5	1,8%
SRM	427,1	-9,69%	256,51%	677,0	93,5	11	N.S	0,8	0,0%
Stokvis Nord Afrique	15,16	-0,52%	39,08%	18,00	10,23	1.453	N.S	N.S	0,0%
Stroc Industrie	51,00	-5,17%	77,58%	67,50	25,50	5.565	N.S	N.S	0,0%
TAQA Morocco	1.510,0	-4,13%	37,27%	1.596,0	1.100,0	8.639	34,3	5,5	2,3%
TGCC	388,2	-2,93%	108,71%	424,0	188,0	10.478	33,8	8,3	1,9%
TotalEnergies Maroc	1.500,0	-3,85%	29,31%	1.740,0	1.170,0	341	N.S	5,8	3,7%
UNIMER	174,9	0,00%	-1,19%	178,0	167,4	0	N.S	1,8	0,6%
Wafa Assurance	4.550,0	0,00%	13,75%	4.600,0	3.863,0	0	23,8	1,9	3,1%
Zellidja	126,0	0,00%	79,49%	179,9	70,2	0	N.S	1,4	0,0%
MASI	13.939,7	-0,78%	15,27%	14.449,0	12.141,7	-	18,7	3,8	3,0%

Multiples reflect 2023 results reported to the current stock market capitalization



Attijari  
Global Research



# CASABLANCA CLOSING

## EQUITY

### FY 2023 FINANCIAL FIGURES

	Turnover			EBIT			Net Income (Group Share)		
	MAD Mn	2023	2022	Change	2023	2022	Change	2023	2022
Maroc Telecom	36.786	35.731	3,0%	11.726	8.987	30,5%	5.283	2.750	92,1%
Cosumar	10.233	10.433	-1,9%	1.375	1.294	6,2%	1.009	826	22,2%
SBM	2.922	2.910	0,4%	597	647	-7,8%	637	399	59,8%
Lesieur Cristal	5.934	6.897	-14,0%	74	463	-84,0%	3	206	-98,8%
Mutandis	2.442	2.329	4,9%	228	175	30,0%	113	100	13,2%
Dari Couspate	874	782	11,9%	44	12	MAD +32 Mn	35	20	77,3%
Oulmes	2.625	2.196	19,5%	183	117	56,8%	64	61	4,9%
Unimer	1.394	1.368	1,9%	46	74	-37,9%	14	116	-87,9%
Attijariwafa bank	29.943	25.935	15,5%	13.771	11.615	18,6%	7.508	6.103	23,0%
Bank Of Africa	16.953	15.624	8,5%	5.395	4.697	14,9%	2.662	2.305	15,5%
BCP	22.795	20.608	10,6%	6.220	5.581	11,4%	3.475	2.749	26,4%
CFG Bank	657	500	31,4%	199	83	140,2%	166	44	MAD +122 Mn
Crédit du Maroc	2.927	2.569	13,9%	883	759	16,4%	503	404	24,4%
CIH Bank	4.468	3.518	27,0%	1.196	1.067	12,1%	710	669	6,2%
BMCI	3.438	3.054	12,6%	614	420	46,0%	171	229	-25,1%
SANLAM Maroc	6.153	5.955	3,3%	723	-205	MAD +927 Mn	559	-70	MAD +630 Mn
Wafa Assurance	12.724	11.639	9,3%	902	1.092	-17,4%	670	776	-13,6%
AtlantaSanad	5.112	5.465	-6,5%	552	731	-24,4%	438	414	5,7%
AFMA	259	244	6,2%	106	100	6,1%	60	59	1,0%
Agma Lahlou-Tazi	161	152	5,8%	89	82	8,0%	63	57	11,4%
TGCC	7.287	5.244	39,0%	581	405	43,5%	363	245	48,2%
Delta Holding	3.133	2.799	11,9%	315	312	0,9%	189	166	13,9%
SNEP	795	1.107	-28,3%	-11	153	MAD -164 Mn	-57	87	MAD -144 Mn
Sonasis	4.996	4.888	2,2%	117	163	-28,2%	65	86	-24,3%
Colorado	611	610	0,2%	65	60	8,5%	39	35	9,0%
Aluminium du Maroc	1.270	1.419	-10,5%	84	123	-31,4%	7	5	48,9%
Jet Contractors	2.276	1.800	26,5%	160	129	24,6%	73	27	170,4%
LafargeHolcim Maroc	8.212	7.985	2,8%	2.978	2.696	10,5%	1.548	1.392	11,2%
Ciments du Maroc	4.305	4.043	6,5%	1.428	1.327	7,6%	994	917	8,4%
Alliances	2.017	1.604	25,7%	410	321	27,8%	242	174	39,1%
RDS	421	543	-22,5%	-28	-26	MAD -2 Mn	-67	-61	MAD -6 Mn
Addoha	2.134	1.378	54,9%	144	127	13,5%	188	12	MAD +176 Mn
Taqa Morocco	13.191	13.604	-3,0%	2.708	2.913	-7,0%	1.037	1.303	-20,4%
TotalEnergies Marketing Maroc	16.933	19.719	-14,1%	419	730	-42,6%	50	488	-89,8%
Afrikaia Gaz	8.257	9.510	-13,2%	815	882	-7,6%	481	505	-4,6%
Label Vie	15.780	13.947	13,1%	794	752	5,7%	508	748	-32,2%
Auto Hall	4.912	4.831	1,7%	208	259	-19,7%	97	181	-46,4%
Auto Nejma	2.275	2.136	6,5%	265	284	-6,6%	158	189	-16,7%
Marsa Maroc	4.320	3.949	9,4%	1.555	1.363	14,1%	852	817	4,3%
Managem	7.508	9.645	-22,2%	1.002	1.970	-49,1%	514	1.614	-68,2%
CMT	592	592	0,0%	302	290	4,1%	163	205	-20,5%
SMI	1.066	798	33,6%	235	33	MAD +202 Mn	169	35	MAD +134 Mn
Disway	1.870	1.950	-4,1%	126	122	3,1%	66	86	-23,5%
Disty Technologies	541	497	8,9%	29	26	11,0%	19	4	MAD +15 Mn
HPS	1.117	981	13,9%	196	163	20,1%	100	117	-14,6%
Microdata	751	695	8,1%	90	104	-13,2%	57	43	34,3%
S2M	275	262	5,0%	35	25	40,0%	11	10	12,4%
Involys	37	40	-7,5%	2	5	-60,9%	1	0	MAD +1 Mn
M2M Group	79	62	27,0%	-10	-45	MAD +35 Mn	-22	-45	MAD +23 Mn
Maghrebaïl	332	441	-24,7%	228	211	8,0%	128	119	7,6%
Maroc Leasing	410	334	22,5%	181	154	18,0%	104	69	51,2%
Salafin	396	399	-0,8%	157	147	6,5%	91	86	5,6%
Eqdom	553	590	-6,2%	153	174	-12,4%	89	89	0,2%
Aradei Capital	583	486	20,0%	440	355	23,9%	272	227	19,6%
Akdital	1.907	1.035	84,3%	328	177	85,5%	175	88	99,3%
Sothema	2.486	2.302	8,0%	435	450	-3,2%	263	267	-1,4%
Ennaki Automobiles	2.304	1.833	25,7%	208	187	11,3%	130	137	-4,8%
Promopharm	806	705	14,3%	101	134	-24,9%	57	75	-24,4%
CTM	656	605	8,4%	53	6	MAD +47 Mn	63	35	80,0%
Maghreb Oxygène	291	291	-0,2%	4	17	-76,1%	10	15	-37,5%
Timar	625	665	-6,0%	41	30	34,7%	22	13	70,6%
Balima	52	49	4,6%	10	9	4,8%	9	18	-51,9%
Med Paper	118	142	-16,8%	11	14	-21,0%	6	7	-23,3%
Afric Industries	43	40	8,1%	7	9	-17,4%	4	6	-28,0%
Immorente Invest	72	67	7,7%	49	48	2,4%	43	16	170,6%
Fenie Brossette	603	569	6,0%	21	19	8,0%	7	21	-64,9%
SRM	313	360	-13,0%	-1	6	MAD -7 Mn	-9	3	MAD -11 Mn
Zettidja	603	569	6,0%	15	15	1,1%	-1	8	MAD -9 Mn
Rebab Company	0	0	0,0%	0	0	MAD +0 Mn	0	0	MAD +0 Mn
Stroc Industrie	87	77	13,0%	-22	1	MAD -23 Mn	-40	-15	MAD -25 Mn
IB Maroc.com	NC	NC	-	NC	NC	-	NC	NC	-
Stokvis Nord Afrique	150	222	-32,4%	-84	-46	MAD -39 Mn	-128	-184	MAD +55 Mn
Risma	1.175	1.037	13,4%	250	204	22,4%	244	152	60,4%
DLM	NC	NC	-	NC	NC	-	NC	NC	-





# CASABLANCA CLOSING

## EQUITY

### 2023 DIVIDENDS

Stock	DPS 2023	DPS 2022	Change	GM Date	Ex-Dividend Date	Date of payment
Addoha	0	0	-	25/06/2024		
AFMA	55	55	0,0%	11/06/2024	03/09/2024	12/09/2024
Africa Industries	20	20	0,0%	11/06/2024	16/07/2024	25/07/2024
Afrikaia Gaz	140	140	0,0%	21/03/2024	02/04/2024	16/04/2024
Agma	275	255	7,8%	29/05/2024	16/07/2024	25/07/2024
Akdital	6,00	3,25	84,6%	13/06/2024	31/07/2024	09/08/2024
Alliances	3,0	-	-	10/06/2024	11/07/2024	22/07/2024
Aluminium du Maroc	90	70	28,6%	25/06/2024	01/08/2024	09/08/2024
Aradei Capital	5,88	19,19	6,7%	28/06/2024	18/07/2024	29/07/2024
	14,59 [Extraordinary DPS]					
AtlantaSanad	5,7	5,5	3,6%	21/05/2024	20/06/2024	28/06/2024
Attijariwafa bank	16,5	15,5	6,5%	11/06/2024	10/07/2024	19/07/2024
Auto Hall	2,0	3,5	-42,9%	29/05/2024	20/06/2024	01/07/2024
Auto Nejma	94	110	45,3%	08/04/2024	23/05/2024	03/06/2024
		15 [Extraordinary DPS]				
Balima	5,5	5,5	0,0%	24/06/2024	16/07/2024	25/07/2024
BCP	10,0	9,0	11,1%	28/06/2024	19/07/2024	31/07/2024
Bank of Africa	4	4	0,0%	25/06/2024	17/07/2024	26/07/2024
BMCI	18	18	0,0%	28/06/2024	17/07/2024	26/07/2024
Cartier Saada	0	0	-			
Crédit du Maroc	34,2	27,0	26,7%	13/06/2024	09/07/2024	18/07/2024
CFG Bank	3,3	-	-	30/05/2024	11/06/2024	24/06/2024
CIH Bank	14	14	0,0%	13/06/2024	09/07/2024	18/07/2024
Cimar	60,0	60,0	16,7%	29/05/2024	02/07/2024	15/07/2024
	10 [Extraordinary DPS]					
CMT	0	60	-			
Colorado	2,25	2,0	12,5%	15/05/2024	06/06/2024	20/06/2024
Cosumar	7,0	7,0	0,0%	06/06/2024	11/07/2024	22/07/2024
	3 [Extraordinary DPS]					
CTM	15,0	25,0	-40,0%	10/06/2024	10/09/2024	23/09/2024
Dari Couspate	120	85	41,2%	28/06/2024	18/07/2024	29/07/2024
Delta Holding	1,5	1,4	7,1%	16/05/2024	10/07/2024	19/07/2024
Disty Technologies	15	10	50,0%	06/06/2024	09/07/2024	18/07/2024
Disway	35	35	0,0%	17/05/2024	25/06/2024	04/07/2024
Delattre Levivier Maroc	0	0	-			
Ennaki Automobiles	2,14	1,89	13,2%	19/04/2024	10/07/2024	19/07/2024
Eqdom	55,0	55,0	0,0%	30/05/2024	20/06/2024	01/07/2024
Fenie Brossette	0	0	-	25/06/2024		
HPS	6,8	6,0	13,3%	26/06/2024	17/07/2024	26/07/2024
IB Maroc	0	0	-			
Immorente	1,0	1,0	4,0%	04/04/2024	22/04/2024	30/04/2024
	2,2	2,0			11/06/2024	24/06/2024
	1,0	1,0			19/09/2024	30/09/2024
	1,0	1,0				20/12/2024
Involys	0	0	-	28/06/2024		
Jet Contractors	7,0	0,0	-	30/05/2024	09/07/2024	18/07/2024
Label Vie	96,75	86,38	12,0%	03/06/2024	20/06/2024	01/07/2024
LafargeHolcim Maroc	66	66	0,0%	23/05/2024	06/06/2024	20/06/2024
Lesieur Cristal	2,0	4,5	-55,6%	15/05/2024	26/06/2024	05/07/2024
M2M Group	0	0	-	26/06/2024		
Maghreb Oxygène	4,0	4,0	0,0%	21/03/2024	03/04/2024	16/04/2024
Maghrébaïl	50	50	0,0%	29/05/2024	06/08/2024	15/08/2024
Managem	30	30	0,0%	06/06/2024	20/06/2024	01/07/2024
Maroc Leasing	14	14	0,0%	10/05/2024	18/09/2024	27/09/2024
Maroc Telecom	4,20	2,19	91,8%	28/03/2024	03/09/2024	12/09/2024
Marsa Maroc	8,5	8,0	6,3%	25/06/2024	24/07/2024	07/08/2024
Med Paper	0	0	-	27/06/2024		
Microdata	34	25	36,0%	26/06/2024	15/07/2024	24/07/2024
Mutandis	10,5	8,5	23,5%	03/04/2024	27/06/2024	10/07/2024
TGCC	7,5	6,0	25,0%	07/06/2024	12/07/2024	23/07/2024
Oulmès	22,0	16,5	33,3%	14/05/2024	26/06/2024	05/07/2024
Promopharm	0	40	-	20/06/2024		
RDS	0	0	-	05/06/2024		
Rebab Company	0	0	-	24/06/2024		
Risma	6,00	0	-	20/06/2024	18/07/2024	29/07/2024
S2M	0	0	-	27/06/2024		
SANLAM Maroc	77	36	113,9%	06/06/2024	22/08/2024	30/08/2024
Salafin	14,25	13,50	5,6%	14/05/2024	27/05/2024	05/06/2024
	14,25 [Extraordinary DPS]	13,50 [Extraordinary DPS]				
SBM	160,0	145,5	-	07/05/2024	06/06/2024	20/06/2024
SMI	80	0	-	06/06/2024	20/06/2024	01/07/2024
SNEP	0	16	-	26/06/2024		
Sonasid	21	30	-30,0%	14/06/2024	12/07/2024	23/07/2024
Sothema	17	25	-32,0%	22/05/2024	21/06/2024	02/07/2024
SRM	0	0	-	14/06/2024		
Stokvis	0	0	-	10/05/2024		
Stroc Industrie	0	0	-	28/06/2024		
Taqa Morocco	35	35	0,0%	23/05/2024	20/06/2024	28/06/2024
Timar	0	0	-	28/05/2024		
TotalEnergies Marketing Maroc	56	56	-	06/06/2024	19/06/2024	27/06/2024
Unimer	1,0	1,0	-	27/06/2024	09/09/2024	20/09/2024
Wafa Assurance	140	130	7,7%	15/05/2024	11/06/2024	26/06/2024
Zellidja	0	0	-	24/06/2024		

#### Attijari Global Research

Mahat Zerhouni  
+212 529 03 68 16  
m.zerhouni@attijari.ma

#### Attijari Intermédiation

Anis Hares  
+212 529 03 68 34

Alae Yahya  
+212 529 03 68 15

Sofia Mohcine  
+212 522 49 59 52

Mehdi Benchekroun  
+212 529 03 68 14



Attijari  
Global Research