

# CASABLANCA CLOSING EQUITY

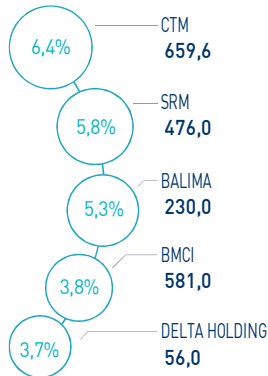
10 OCTOBER 2024

## MARKET INSIGHT

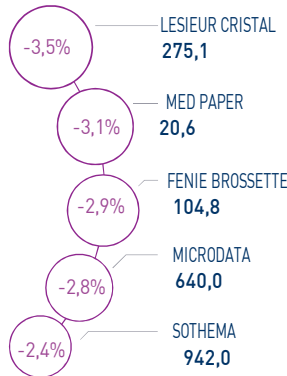
<b>  MASI  </b> 14.103 pts	<b>  MSI20  </b> 1.135 pts	<b>  CAPI  </b> 728 MAD Bn	<b>  VOLUME  </b> 244 MAD Mn
↘ Daily -0,33%	↘ Daily -0,18%	↗ High 745	MC 244
↗ YTD 16,62%	↗ YTD 14,63%	↘ Low 628	MB -

## THE DAY IN REVIEW

### TOP PERFORMERS



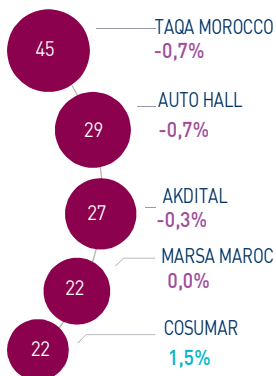
### BOTTOM PERFORMERS



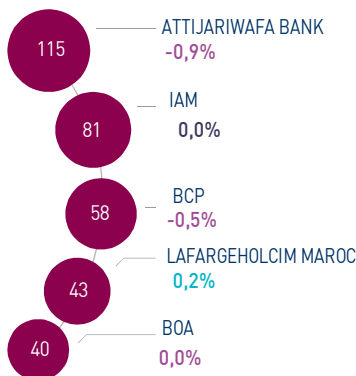
At the end of today's trading session, the MASI index declined by -0.33% at 14.103 points. In this context, the YTD performance of the market stood at +16.62%.

CTM topped the highest increases recording a gain of +6.4%. In the opposite, Lesieur Cristal displayed the strongest decline, down -3.5%.

### MOST ACTIVE (MAD Mn)



### LARGEST CAP (MAD Bn)



Volume traded on the central market reached MAD 244 Mn.

This was mainly driven by Taqa Morocco, Auto Hall and Akdital which monopolized about 42% of the total flow.

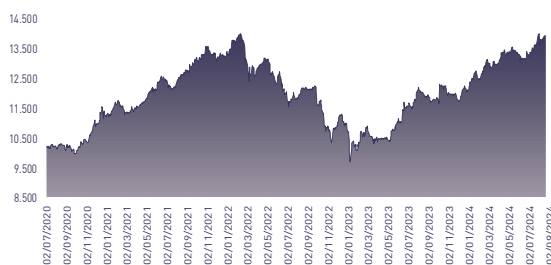
### Attijari Global Research

Mahat Zerhouni  
+212 529 03 68 16  
m.zerhouni@attijari.ma

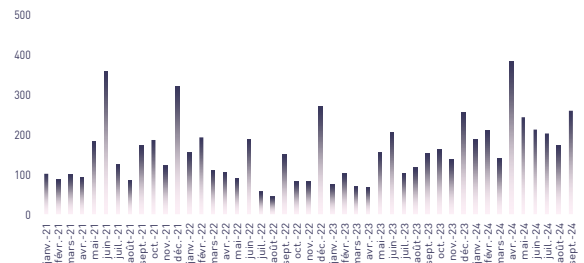
### Attijari Intermédiation

Anis Hares  
+212 529 03 68 34  
Alae Yahya  
+212 529 03 68 15  
Sofia Mohcine  
+212 529 03 68 21  
Mehdi Benckroun  
+212 529 03 68 14

## MASI INDEX EVOLUTION (pts)



## ADV- MONTHLY BASIS VOLUME (MAD Mn)



## KEY ECONOMIC RELEASES/EVENTS OVER THE WEEK

**| Oct. 09<sup>th</sup> | 2024**

Fitch Ratings confirms Morocco's rating at "BB+" with a stable outlook.

**| Oct. 09<sup>th</sup> | 2024**

According to AMMC, Mr. Abed Chagar crossed indirectly upwards the participation threshold of 5% in Colorado's capital.

**| Oct. 08<sup>th</sup> | 2024**

According to HCP, the national economy would have recorded a growth rate of +2.8% in Q3 2024.

**| Oct. 07<sup>th</sup> | 2024**

Foreign Trade : Decrease in imports and exports unit value indices in Morocco during Q2 2024.



# CASABLANCA CLOSING

## EQUITY

### DAILY STOCK ON OCTOBER 10<sup>th</sup>, 2024

10/10/2024	Close	Day	YTD	Max 2024	Min 2024	Quantity	P/E 23R	P/B 23R	D/Y 23R
Addoha	34,80	-1,92%	142,85%	39,30	14,83	319.204	N.S	1,6	0,0%
AFMA	1.184,0	-0,08%	-1,33%	1.279,0	1.160,0	2	19,8	23,4	4,6%
Afric Industries	305,0	0,00%	-8,94%	346,8	302,0	200	19,9	2,0	6,6%
Afriqueia Gaz	3.803,0	-0,45%	-4,93%	4.300,0	3.780,0	320	27,2	4,4	3,7%
Agma	6.900,0	0,00%	8,15%	7.500,0	6.289,0	0	21,8	10,2	4,0%
Akdital	1.009,0	-0,30%	103,43%	1.110,0	496,1	26.642	N.S	10,3	0,6%
Alliances	301,00	0,33%	160,61%	325,00	123,50	17.049	27,5	1,9	1,0%
Aluminium du Maroc	1.370,0	-0,22%	0,07%	1.579,0	1.320,0	563	N.S	2,6	6,6%
Aradei Capital	504,0	-1,18%	13,26%	552,0	441,0	150	20,8	1,3	4,1%
AtlantaSanad	131,0	-0,76%	3,15%	152,0	121,0	952	1,2	0,2	4,4%
Attijariwafa bank	535,0	-0,93%	16,30%	555,0	462,5	9.289	15,3	2,0	3,1%
Auto Hall	70,20	-0,71%	3,62%	81,50	63,00	415.516	36,4	2,2	2,8%
Auto Nejma	2.068,0	0,00%	-16,28%	2.470,0	1.945,0	0	13,4	1,8	4,5%
Balima	230,0	5,34%	24,32%	235,2	185,0	1	N.S	3,2	2,4%
BCP	286,6	-0,47%	4,22%	316,0	275,0	7.611	16,8	1,5	3,5%
BoA	190,0	-0,03%	5,85%	205,5	180,0	2.051	15,2	1,5	2,1%
BMCI	581,0	3,75%	7,59%	650,0	548,8	350	N.S	1,1	3,1%
Cartier Saada	36,18	0,00%	64,45%	41,00	21,82	0	N.S	1,4	0,0%
CFG Bank	184,7	-0,70%	30,53%	195,5	146,0	4.005	38,9	3,9	1,8%
CIH Bank	390,0	-1,52%	10,94%	430,0	333,0	77	16,8	1,7	3,6%
Cimar	1.753,0	0,17%	4,35%	1.887,0	1.677,0	35	25,5	7,3	4,0%
CMT	1.552,0	-1,46%	42,39%	1.720,0	988,0	513	16,0	3,4	0,0%
Colorado	52,70	-0,57%	13,33%	56,97	44,17	217	22,0	2,6	4,3%
Cosumar	199,1	1,53%	2,10%	201,4	180,1	109.223	18,6	3,2	5,0%
Crédit du Maroc	900,0	0,00%	12,92%	950,0	797,0	0	19,5	1,5	3,8%
CTM	659,6	6,39%	15,70%	695,0	570,1	1	12,8	2,5	2,3%
Dari Couspate	3.478,0	0,00%	8,69%	3.808,0	3.200,0	0	29,5	3,0	3,5%
Delattre Levivier	40,00	0,00%	0,00%	40,00	40,00	0	N.S	N.S	0,0%
Delta Holding	55,99	3,67%	57,72%	59,90	36,00	31	26,0	2,1	2,7%
Diac Salaf	26,25	0,00%	0,00%	26,25	26,25	0	N.S	N.S	0,0%
Disty Technologies	229,5	0,66%	19,91%	268,2	187,0	1.735	12,2	1,3	6,5%
Disway	650,0	-1,81%	0,00%	734,0	650,0	1.100	18,7	1,8	5,4%
Ennaki	33,00	0,00%	6,45%	37,40	31,14	1.510	7,6	1,3	6,5%
Eqdom	1.163,0	-0,34%	17,81%	1.240,0	990,0	30	21,8	1,3	4,7%
Fenie Brossette	104,80	-2,87%	11,11%	124,95	85,10	1.202	20,9	1,1	0,0%
HPS	583,0	1,36%	-6,27%	624,6	495,5	5.495	43,2	6,1	1,2%
IAM	92,0	0,00%	-8,00%	105,3	87,3	192.218	15,3	4,7	4,6%
IB Maroc	38,44	0,00%	85,70%	42,56	20,11	0	N.S	N.S	0,0%
Immorente	91,0	-0,52%	-2,15%	96,7	90,9	1.877	19,2	1,0	5,7%
Involys	100,0	0,00%	13,58%	114,0	83,0	0	N.S	0,4	0,0%
Jet Contractors	1.166,0	-1,69%	357,25%	1.205,0	255,0	8.078	N.S	3,3	0,6%
Label Vie	4.496,0	0,47%	7,05%	4.750,0	4.118,0	550	25,6	4,2	2,2%
LafargeHolcim Maroc	1.839,0	0,16%	-4,22%	2.074,0	1.795,0	6.645	27,8	3,8	3,6%
Lesieur Cristal	275,1	-3,47%	1,87%	300,0	256,2	1	N.S	4,3	0,7%
M2M Group	550,0	0,00%	-11,15%	619,0	423,5	0	N.S	3,4	0,0%
Maghreb Oxygène	225,0	0,00%	-2,17%	233,0	195,0	0	19,2	0,6	1,8%
Maghrébail	935,0	0,00%	2,75%	999,0	902,5	0	10,1	1,2	5,3%
Managem	2.680,0	-0,74%	52,27%	2.870,0	1.730,0	54	N.S	3,4	1,1%
Maroc Leasing	370,0	0,00%	2,78%	420,0	356,0	16	9,9	0,9	3,8%
Marsa Maroc	430,0	-0,01%	54,66%	472,0	270,0	50.137	37,0	12,6	2,0%
Med Paper	20,60	-3,15%	0,54%	26,60	18,50	34	17,3	3,7	0,0%
Microdata	640,0	-2,81%	6,67%	695,0	600,0	1.650	18,8	5,9	5,3%
Mutandis	305,1	-1,26%	22,04%	313,0	248,0	2.675	25,0	2,8	3,4%
Oulmès	1.315,0	0,00%	-2,52%	1.449,0	1.261,0	0	40,7	3,7	1,7%
Promopharm	1.076,0	0,00%	7,60%	1.150,0	900,0	0	18,9	2,3	0,0%
Rebab	104,45	0,00%	24,63%	111,10	65,71	0	N.S	0,8	0,0%
RDS	76,15	-1,10%	250,92%	100,00	22,48	61.789	N.S	0,5	0,0%
Risma	216,0	0,47%	4,35%	264,1	190,0	187	12,7	2,4	2,8%
S2M	214,0	0,00%	18,89%	274,0	155,6	0	15,9	2,8	0,0%
Sanlam Maroc	1.855,0	0,00%	42,80%	2.090,0	1.132,0	3	13,7	1,4	4,2%
Salafin	570,0	-0,87%	9,62%	630,0	480,8	50	19,7	2,1	5,0%
Samir	127,8	0,00%	0,00%	127,8	127,8	0	N.S	N.S	0,0%
SBM	2.495,0	-0,76%	10,54%	2.893,0	2.200,0	7	11,1	4,0	6,4%
SMI	2.180,0	0,00%	64,78%	2.422,0	1.311,0	15	21,2	2,7	3,7%
SNEP	460,0	-1,89%	-6,12%	650,0	460,0	1.504	N.S	1,6	0,0%
Sonasid	839,9	0,59%	27,26%	921,1	664,1	2.130	N.S	1,8	2,5%
Sothema	942,0	-2,38%	-0,95%	1.055,0	912,0	12	25,8	4,5	1,8%
SRM	476,0	5,81%	297,33%	677,0	93,5	100	N.S	0,9	0,0%
Stokvis Nord Afrique	15,42	-2,22%	41,47%	18,00	10,23	6.618	N.S	N.S	0,0%
Stroc Industrie	54,00	-1,80%	88,02%	67,50	25,50	297	N.S	N.S	0,0%
TAQA Morocco	1.585,0	-0,69%	44,09%	1.596,0	1.100,0	28.822	36,0	5,8	2,2%
TGCC	401,0	-0,46%	115,59%	424,0	188,0	31.267	35,0	8,6	1,9%
TotalEnergies Maroc	1.580,0	-1,25%	36,21%	1.740,0	1.170,0	1.349	N.S	6,1	3,5%
UNIMER	174,9	0,00%	-1,19%	178,0	167,4	0	N.S	1,8	0,6%
Wafa Assurance	4.490,0	0,00%	12,25%	4.600,0	3.863,0	0	23,4	1,9	3,1%
Zellidja	126,0	0,00%	79,49%	179,9	70,2	0	N.S	1,4	0,0%
MASI	14.102,7	-0,33%	16,62%	14.449,0	12.141,7	-	18,5	3,9	3,0%

Multiples reflect 2023 results reported to the current stock market capitalization



Attijari  
Global Research



# CASABLANCA CLOSING

## EQUITY

### FY 2023 FINANCIAL FIGURES

	Turnover			EBIT			Net Income (Group Share)			
	MAD Mn	2023	2022	Change	2023	2022	Change	2023	2022	Change
Maroc Telecom		36.786	35.731	3,0%	11.726	8.987	30,5%	5.283	2.750	92,1%
Cosumar		10.233	10.433	-1,9%	1.375	1.294	6,2%	1.009	826	22,2%
SBM		2.922	2.910	0,4%	597	647	-7,8%	637	399	59,8%
Lesieur Cristal		5.934	6.897	-14,0%	74	463	-84,0%	3	206	-98,8%
Mutandis		2.442	2.329	4,9%	228	175	30,0%	113	100	13,2%
Dari Couspate		874	782	11,9%	44	12	MAD +32 Mn	35	20	77,3%
Oulmes		2.625	2.196	19,5%	183	117	56,8%	64	61	4,9%
Unimer		1.394	1.368	1,9%	46	74	-37,9%	14	116	-87,9%
Attijariwafa bank		29.943	25.935	15,5%	13.771	11.615	18,6%	7.508	6.103	23,0%
Bank Of Africa		16.953	15.624	8,5%	5.395	4.697	14,9%	2.662	2.305	15,5%
BCP		22.795	20.608	10,6%	6.220	5.581	11,4%	3.475	2.749	26,4%
CFG Bank		657	500	31,4%	199	83	140,2%	166	44	MAD +122 Mn
Crédit du Maroc		2.927	2.569	13,9%	883	759	16,4%	503	404	24,4%
CIH Bank		4.468	3.518	27,0%	1.196	1.067	12,1%	710	669	6,2%
BMCI		3.438	3.054	12,6%	614	420	46,0%	171	229	-25,1%
SANLAM Maroc		6.153	5.955	3,3%	723	-205	MAD +927 Mn	559	-70	MAD +630 Mn
Wafa Assurance		12.724	11.639	9,3%	902	1.092	-17,4%	670	776	-13,6%
AtlantaSanad		5.112	5.465	-6,5%	552	731	-24,4%	438	414	5,7%
AFMA		259	244	6,2%	106	100	6,1%	60	59	1,0%
Agma Lahlou-Tazi		161	152	5,8%	89	82	8,0%	63	57	11,4%
TGCC		7.287	5.244	39,0%	581	405	43,5%	363	245	48,2%
Delta Holding		3.133	2.799	11,9%	315	312	0,9%	189	166	13,9%
SNEP		795	1.107	-28,3%	-11	153	MAD -164 Mn	-57	87	MAD -144 Mn
Sonasis		4.996	4.888	2,2%	117	163	-28,2%	65	86	-24,3%
Colorado		611	610	0,2%	65	60	8,5%	39	35	9,0%
Aluminium du Maroc		1.270	1.419	-10,5%	84	123	-31,4%	7	5	48,9%
Jet Contractors		2.276	1.800	26,5%	160	129	24,6%	73	27	170,4%
LafargeHolcim Maroc		8.212	7.985	2,8%	2.978	2.696	10,5%	1.548	1.392	11,2%
Ciments du Maroc		4.305	4.043	6,5%	1.428	1.327	7,6%	994	917	8,4%
Alliances		2.017	1.604	25,7%	410	321	27,8%	242	174	39,1%
RDS		421	543	-22,5%	-28	-26	MAD -2 Mn	-67	-61	MAD -6 Mn
Addoha		2.134	1.378	54,9%	144	127	13,5%	188	12	MAD +176 Mn
Taqa Morocco		13.191	13.604	-3,0%	2.708	2.913	-7,0%	1.037	1.303	-20,4%
TotalEnergies Marketing Maroc		16.933	19.719	-14,1%	419	730	-42,6%	50	488	-89,8%
Afriqueia Gaz		8.257	9.510	-13,2%	815	882	-7,6%	481	505	-4,6%
Label Vie		15.780	13.947	13,1%	794	752	5,7%	508	748	-32,2%
Auto Hall		4.912	4.831	1,7%	208	259	-19,7%	97	181	-46,4%
Auto Nejma		2.275	2.136	6,5%	265	284	-6,6%	158	189	-16,7%
Marsa Maroc		4.320	3.949	9,4%	1.555	1.363	14,1%	852	817	4,3%
Managem		7.508	9.645	-22,2%	1.002	1.970	-49,1%	514	1.614	-68,2%
CMT		592	592	0,0%	302	290	4,1%	163	205	-20,5%
SMI		1.066	798	33,6%	235	33	MAD +202 Mn	169	35	MAD +134 Mn
Disway		1.870	1.950	-4,1%	126	122	3,1%	66	86	-23,5%
Disty Technologies		541	497	8,9%	29	26	11,0%	19	4	MAD +15 Mn
HPS		1.117	981	13,9%	196	163	20,1%	100	117	-14,6%
Microdata		751	695	8,1%	90	104	-13,2%	57	43	34,3%
S2M		275	262	5,0%	35	25	40,0%	11	10	12,4%
Involys		37	40	-7,5%	2	5	-60,9%	1	0	MAD +1 Mn
M2M Group		79	62	27,0%	-10	-45	MAD +35 Mn	-22	-45	MAD +23 Mn
Maghrebaïl		332	441	-24,7%	228	211	8,0%	128	119	7,6%
Maroc Leasing		410	334	22,5%	181	154	18,0%	104	69	51,2%
Salafin		396	399	-0,8%	157	147	6,5%	91	86	5,6%
Eqdom		553	590	-6,2%	153	174	-12,4%	89	89	0,2%
Aradei Capital		583	486	20,0%	440	355	23,9%	272	227	19,6%
Akdital		1.907	1.035	84,3%	328	177	85,5%	175	88	99,3%
Sothema		2.486	2.302	8,0%	435	450	-3,2%	263	267	-1,4%
Ennaki Automobiles		2.304	1.833	25,7%	208	187	11,3%	130	137	-4,8%
Promopharm		806	705	14,3%	101	134	-24,9%	57	75	-24,4%
CTM		656	605	8,4%	53	6	MAD +47 Mn	63	35	80,0%
Maghreb Oxygène		291	291	-0,2%	4	17	-76,1%	10	15	-37,5%
Timar		625	665	-6,0%	41	30	34,7%	22	13	70,6%
Balima		52	49	4,6%	10	9	4,8%	9	18	-51,9%
Med Paper		118	142	-16,8%	11	14	-21,0%	6	7	-23,3%
Afric Industries		43	40	8,1%	7	9	-17,4%	4	6	-28,0%
Immorente Invest		72	67	7,7%	49	48	2,4%	43	16	170,6%
Fenie Brossette		603	569	6,0%	21	19	8,0%	7	21	-64,9%
SRM		313	360	-13,0%	-1	6	MAD -7 Mn	-9	3	MAD -11 Mn
Zettidja		603	569	6,0%	15	15	1,1%	-1	8	MAD -9 Mn
Rebab Company		0	0	0,0%	0	0	MAD +0 Mn	0	0	MAD +0 Mn
Stroc Industrie		87	77	13,0%	-22	1	MAD -23 Mn	-40	-15	MAD -25 Mn
IB Maroc.com		NC	NC	-	NC	NC	-	NC	NC	-
Stokvis Nord Afrique		150	222	-32,4%	-84	-46	MAD -39 Mn	-128	-184	MAD +55 Mn
Risma		1.175	1.037	13,4%	250	204	22,4%	244	152	60,4%
DLM		NC	NC	-	NC	NC	-	NC	NC	-





# CASABLANCA CLOSING

## EQUITY

### 2023 DIVIDENDS

Stock	DPS 2023	DPS 2022	Change	GM Date	Ex-Dividend Date	Date of payment
Addoha	0	0	-	25/06/2024		
AFMA	55	55	0,0%	11/06/2024	03/09/2024	12/09/2024
Africa Industries	20	20	0,0%	11/06/2024	16/07/2024	25/07/2024
Afrikaia Gaz	140	140	0,0%	21/03/2024	02/04/2024	16/04/2024
Agma	275	255	7,8%	29/05/2024	16/07/2024	25/07/2024
Akdital	6,00	3,25	84,6%	13/06/2024	31/07/2024	09/08/2024
Alliances	3,0	-	-	10/06/2024	11/07/2024	22/07/2024
Aluminium du Maroc	90	70	28,6%	25/06/2024	01/08/2024	09/08/2024
Aradei Capital	5,88	19,19	6,7%	28/06/2024	18/07/2024	29/07/2024
	14,59 [Extraordinary DPS]					
AtlantaSanad	5,7	5,5	3,6%	21/05/2024	20/06/2024	28/06/2024
Attijariwafa bank	16,5	15,5	6,5%	11/06/2024	10/07/2024	19/07/2024
Auto Hall	2,0	3,5	-42,9%	29/05/2024	20/06/2024	01/07/2024
Auto Nejma	94	110	45,3%	08/04/2024	23/05/2024	03/06/2024
		15 [Extraordinary DPS]				
Balima	5,5	5,5	0,0%	24/06/2024	16/07/2024	25/07/2024
BCP	10,0	9,0	11,1%	28/06/2024	19/07/2024	31/07/2024
Bank of Africa	4	4	0,0%	25/06/2024	17/07/2024	26/07/2024
BMCI	18	18	0,0%	28/06/2024	17/07/2024	26/07/2024
Cartier Saada	0	0	-			
Crédit du Maroc	34,2	27,0	26,7%	13/06/2024	09/07/2024	18/07/2024
CFG Bank	3,3	-	-	30/05/2024	11/06/2024	24/06/2024
CIH Bank	14	14	0,0%	13/06/2024	09/07/2024	18/07/2024
Cimar	60,0	60,0	16,7%	29/05/2024	02/07/2024	15/07/2024
	10 [Extraordinary DPS]					
CMT	0	60	-			
Colorado	2,25	2,0	12,5%	15/05/2024	06/06/2024	20/06/2024
Cosumar	7,0	7,0	0,0%	06/06/2024	11/07/2024	22/07/2024
	3 [Extraordinary DPS]					
CTM	15,0	25,0	-40,0%	10/06/2024	10/09/2024	23/09/2024
Dari Couspate	120	85	41,2%	28/06/2024	18/07/2024	29/07/2024
Delta Holding	1,5	1,4	7,1%	16/05/2024	10/07/2024	19/07/2024
Disty Technologies	15	10	50,0%	06/06/2024	09/07/2024	18/07/2024
Disway	35	35	0,0%	17/05/2024	25/06/2024	04/07/2024
Delattre Levivier Maroc	0	0	-			
Ennaki Automobiles	2,14	1,89	13,2%	19/04/2024	10/07/2024	19/07/2024
Eqdom	55,0	55,0	0,0%	30/05/2024	20/06/2024	01/07/2024
Fenie Brossette	0	0	-	25/06/2024		
HPS	6,8	6,0	13,3%	26/06/2024	17/07/2024	26/07/2024
IB Maroc	0	0	-			
Immorente	1,0	1,0	4,0%	04/04/2024	22/04/2024	30/04/2024
	2,2	2,0			11/06/2024	24/06/2024
	1,0	1,0			19/09/2024	30/09/2024
	1,0	1,0				20/12/2024
Involys	0	0	-	28/06/2024		
Jet Contractors	7,0	0,0	-	30/05/2024	09/07/2024	18/07/2024
Label Vie	96,75	86,38	12,0%	03/06/2024	20/06/2024	01/07/2024
LafargeHolcim Maroc	66	66	0,0%	23/05/2024	06/06/2024	20/06/2024
Lesieur Cristal	2,0	4,5	-55,6%	15/05/2024	26/06/2024	05/07/2024
M2M Group	0	0	-	26/06/2024		
Maghreb Oxygène	4,0	4,0	0,0%	21/03/2024	03/04/2024	16/04/2024
Maghrébaïl	50	50	0,0%	29/05/2024	06/08/2024	15/08/2024
Managem	30	30	0,0%	06/06/2024	20/06/2024	01/07/2024
Maroc Leasing	14	14	0,0%	10/05/2024	18/09/2024	27/09/2024
Maroc Telecom	4,20	2,19	91,8%	28/03/2024	03/09/2024	12/09/2024
Marsa Maroc	8,5	8,0	6,3%	25/06/2024	24/07/2024	07/08/2024
Med Paper	0	0	-	27/06/2024		
Microdata	34	25	36,0%	26/06/2024	15/07/2024	24/07/2024
Mutandis	10,5	8,5	23,5%	03/04/2024	27/06/2024	10/07/2024
TGCC	7,5	6,0	25,0%	07/06/2024	12/07/2024	23/07/2024
Oulmès	22,0	16,5	33,3%	14/05/2024	26/06/2024	05/07/2024
Promopharm	0	40	-	20/06/2024		
RDS	0	0	-	05/06/2024		
Rebab Company	0	0	-	24/06/2024		
Risma	6,00	0	-	20/06/2024	18/07/2024	29/07/2024
S2M	0	0	-	27/06/2024		
SANLAM Maroc	77	36	113,9%	06/06/2024	22/08/2024	30/08/2024
Salafin	14,25	13,50	5,6%	14/05/2024	27/05/2024	05/06/2024
	14,25 [Extraordinary DPS]	13,50 [Extraordinary DPS]				
SBM	160,0	145,5	-	07/05/2024	06/06/2024	20/06/2024
SMI	80	0	-	06/06/2024	20/06/2024	01/07/2024
SNEP	0	16	-	26/06/2024		
Sonasid	21	30	-30,0%	14/06/2024	12/07/2024	23/07/2024
Sothema	17	25	-32,0%	22/05/2024	21/06/2024	02/07/2024
SRM	0	0	-	14/06/2024		
Stokvis	0	0	-	10/05/2024		
Stroc Industrie	0	0	-	28/06/2024		
Taqd Morocco	35	35	0,0%	23/05/2024	20/06/2024	28/06/2024
Timar	0	0	-	28/05/2024		
TotalEnergies Marketing Maroc	56	56	-	06/06/2024	19/06/2024	27/06/2024
Unimer	1,0	1,0	-	27/06/2024	09/09/2024	20/09/2024
Wafa Assurance	140	130	7,7%	15/05/2024	11/06/2024	26/06/2024
Zellidja	0	0	-	24/06/2024		

#### Attijari Global Research

Mahat Zerhouni  
+212 529 03 68 16  
m.zerhouni@attijari.ma

#### Attijari Intermédiation

Anis Hares  
+212 529 03 68 34

Alae Yahya  
+212 529 03 68 15

Sofia Mohcine  
+212 522 49 59 52

Mehdi Benchekroun  
+212 529 03 68 14



Attijari  
Global Research