

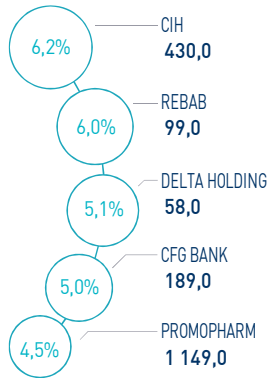
# CASABLANCA CLOSING EQUITY

## MARKET INSIGHT

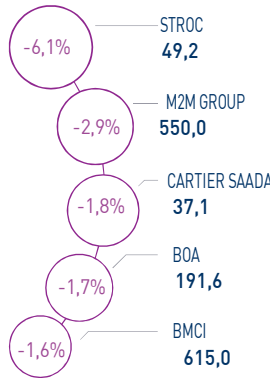
<b>  MASI  </b> 14 088 pts	<b>  MSI20  </b> 1 138 pts	<b>  CAPI  </b> 727 MAD Bn	<b>  VOLUME  </b> 168 MAD Mn
↗ Daily 0,64%	↗ Daily 0,48%	↗ High 727	MC 168
↗ YTD 16,50%	↗ YTD 15,00%	↘ Low 628	MB -

## THE DAY IN REVIEW

### TOP PERFORMERS



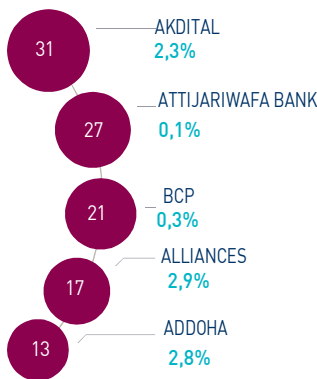
### BOTTOM PERFORMERS



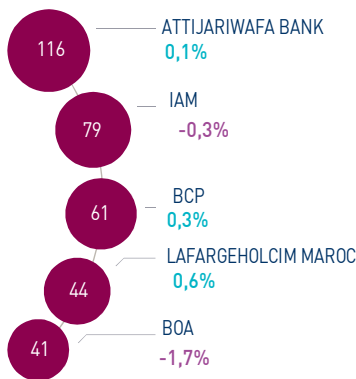
At the end of the first trading session of the week, the MASI index recorded an increase of +0.64% at 14,088 points. In this context, the annual performance stood at +16.50%.

CIH Bank topped the highest increase recording a gain of +6.2%. In the opposite, Stroc Industrie dropped by -6.1%, i.e. the strongest decline of this trading session.

### MOST ACTIVE (MAD Mn)



### LARGEST CAP (MAD Bn)



Volume traded on the central market reached MAD 168 Mn.

This was mainly driven by Akdital and Attijariwafa bank which monopolized almost 35% of the total flow.

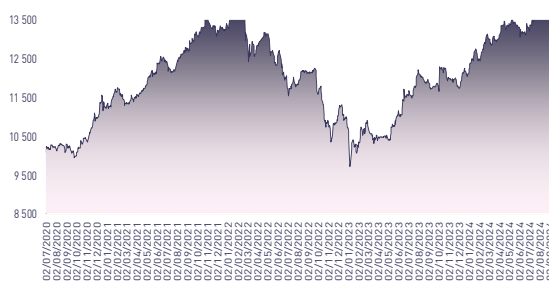
### Attijari Global Research

Mahat Zerhouni  
+212 529 03 68 16  
m.zerhouni@attijari.ma

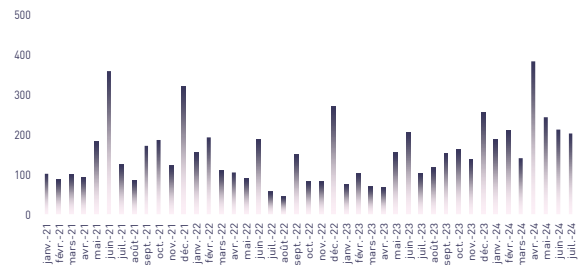
### Attijari Intermédiation

Anis Hares  
+212 529 03 68 34  
Alae Yahya  
+212 529 03 68 15  
Sofia Mohcine  
+212 529 03 68 21  
Mehdi Benckroun  
+212 529 03 68 14

## MASI INDEX EVOLUTION (pts)



## ADV- MONTHLY BASIS VOLUME (MAD Mn)



## KEY ECONOMIC RELEASES/EVENTS OVER THE WEEK

### | Sept. 18<sup>th</sup> | 2024

In H1 2024, Wafa Assurance's NIGS recorded an increase of 16.9% at MAD 643 Mn.

### | Sept. 18<sup>th</sup> | 2024

In H1 2024, Afric Industries' net income increased by 38.3% at MAD 2.3 Mn.

### | Sept. 18<sup>th</sup> | 2024

Ciments du Maroc has signed a strategic agreement for the acquisition of 62.62% of the capital of Asment Temara.

### | Sept. 18<sup>th</sup> | 2024

The CGM of Aradei Capital approves the capital increase for a maximum amount of MAD 400 Mn.



Attijari  
Global Research



# CASABLANCA CLOSING

## EQUITY

### DAILY STOCK ON SEPTEMBER 18<sup>th</sup>, 2024

18/09/2024	Close	Day	YTD	Max 2024	Min 2024	Quantity	P/E 23R	P/B 23R	D/Y 23R
Addoha	37,53	2,82%	161,90%	37,53	14,83	343 011	N.S	1,7	0,0%
AFMA	1 203,0	0,00%	0,25%	1 279,0	1 181,0	1	20,1	23,7	4,6%
Afric Industries	311,0	0,65%	-7,15%	346,8	302,0	1 072	20,3	2,1	6,4%
Africa Gaz	3 830,0	0,47%	-4,25%	4 300,0	3 800,0	9	27,3	4,4	3,7%
Agma	6 956,0	0,00%	9,03%	7 500,0	6 289,0	0	22,0	10,3	4,0%
Akdital	1 006,0	2,34%	102,82%	1 006,0	496,1	31 155	N.S	10,3	0,6%
Alliances	311,15	2,86%	169,39%	311,15	123,50	55 188	28,4	2,0	1,0%
Aluminium du Maroc	1 380,0	-0,72%	0,80%	1 579,0	1 320,0	120	N.S	2,6	6,5%
Aradei Capital	495,0	-1,00%	11,24%	552,0	441,0	1 056	20,4	1,2	4,1%
AtlantaSanad	131,0	0,00%	3,15%	152,0	121,0	25	1,2	0,2	4,4%
Attijariwafa bank	540,2	0,13%	17,43%	555,0	462,5	50 120	15,5	2,0	3,1%
Auto Hall	75,99	-0,03%	12,16%	81,50	63,00	5 055	39,4	2,4	2,6%
Auto Nejma	2 068,0	0,00%	-16,28%	2 470,0	1 945,0	0	13,4	1,8	4,5%
Balima	229,0	0,00%	23,78%	235,2	185,0	0	44,9	3,2	2,4%
BCP	299,8	0,27%	9,02%	316,0	275,0	69 635	17,5	1,6	3,3%
BoA	191,6	-1,74%	6,74%	205,5	180,0	11 545	15,3	1,5	2,1%
BMCI	615,0	-1,60%	13,89%	650,0	548,8	1 697	N.S	1,1	2,9%
Cartier Saada	37,11	-1,80%	68,68%	41,00	21,82	5 438	N.S	1,4	0,0%
CFG Bank	189,0	5,00%	33,57%	189,0	146,0	31 253	39,9	4,0	1,7%
CIH Bank	430,0	6,17%	22,32%	430,0	333,0	14 563	18,5	1,9	3,3%
Cimar	1 887,0	0,43%	12,32%	1 887,0	1 677,0	1 351	27,4	7,9	3,7%
CMT	1 669,0	-0,18%	53,12%	1 720,0	988,0	44	17,2	3,7	0,0%
Colorado	51,54	-0,08%	10,84%	56,97	44,17	121	21,5	2,5	4,4%
Cosumar	184,9	0,41%	-5,18%	201,4	180,1	13 025	17,3	2,9	5,4%
Crédit du Maroc	905,0	0,00%	13,55%	950,0	797,0	0	19,6	1,5	3,8%
CTM	660,0	-1,49%	15,77%	695,0	570,1	65	12,8	2,5	2,3%
Dari Couspate	3 700,0	0,00%	15,63%	3 808,0	3 200,0	0	31,3	3,2	3,2%
Delattre Levivier	40,00	0,00%	0,00%	40,00	40,00	0	N.S	N.S	0,0%
Delta Holding	58,00	5,05%	63,38%	58,00	36,00	64 754	26,9	2,2	2,6%
Diac Salaf	26,25	0,00%	0,00%	26,25	26,25	0	N.S	N.S	0,0%
Disty Technologies	232,8	-0,17%	21,60%	268,2	187,0	8	12,4	1,4	6,4%
Disway	663,0	1,21%	2,00%	734,0	651,0	113	19,1	1,9	5,3%
Ennaki	34,68	1,40%	11,87%	37,40	31,14	1 469	8,0	1,4	6,2%
Egdom	1 098,0	0,00%	11,22%	1 240,0	990,0	0	20,6	1,2	5,0%
Fenie Brossette	113,75	0,66%	20,60%	124,95	85,10	156	22,7	1,2	0,0%
HPS	574,0	-0,86%	-7,72%	624,6	495,5	1 416	42,5	6,0	1,2%
IAM	89,3	-0,29%	-10,66%	105,3	87,3	88 254	14,9	4,6	4,7%
IB Maroc	37,15	0,32%	79,47%	42,56	20,11	287	N.S	N.S	0,0%
Immorente	93,6	0,65%	0,65%	96,7	91,0	1 074	19,7	1,0	5,6%
Involys	101,7	0,59%	15,51%	114,0	83,0	23	N.S	0,4	0,0%
Jet Contractors	868,0	0,23%	240,39%	868,0	255,0	1 398	36,0	2,5	0,8%
Label Vie	4 500,0	2,39%	7,14%	4 750,0	4 118,0	200	25,7	4,2	2,2%
LafargeHolcim Maroc	1 865,0	0,59%	-2,86%	2 074,0	1 795,0	1 216	28,2	3,9	3,5%
Lesieur Cristal	275,0	0,00%	1,85%	300,0	256,2	50	N.S	4,3	0,7%
M2M Group	550,0	-2,90%	-11,15%	619,0	423,5	3	N.S	3,4	0,0%
Maghreb Oxygène	216,0	0,00%	-6,09%	233,0	195,0	0	18,4	0,6	1,9%
Maghrébaïl	946,0	0,00%	3,96%	999,0	902,5	0	10,2	1,2	5,3%
Managem	2 834,0	1,25%	61,02%	2 870,0	1 730,0	51	N.S	3,6	1,1%
Maroc Leasing	370,0	0,82%	2,78%	420,0	356,0	180	9,9	0,9	3,8%
Marsa Maroc	402,0	1,01%	44,60%	402,5	270,0	4 050	34,6	11,7	2,1%
Med Paper	21,48	-0,51%	4,83%	26,60	18,50	6 586	18,0	3,9	0,0%
Microdata	640,0	1,59%	6,67%	695,0	600,0	3	18,8	5,9	5,3%
Mutandis	313,0	0,95%	25,18%	313,0	248,0	6 119	25,7	2,9	3,4%
Oulmès	1 315,0	0,00%	-2,52%	1 449,0	1 261,0	0	40,7	3,7	1,7%
Promopharm	1 149,0	4,45%	14,90%	1 149,0	900,0	10	20,2	2,4	0,0%
Rebab	99,00	6,00%	18,12%	99,00	65,71	49	N.S	0,7	0,0%
RDS	76,25	-0,70%	251,38%	100,00	22,48	40 741	N.S	0,5	0,0%
Risma	229,2	0,09%	10,72%	264,1	190,0	32	13,5	2,5	2,6%
S2M	255,9	0,00%	42,17%	274,0	155,6	0	19,1	3,4	0,0%
Sanlam Maroc	1 969,0	0,00%	51,58%	2 090,0	1 132,0	12	14,5	1,5	3,9%
Salafin	569,0	0,89%	9,42%	630,0	480,8	2	19,6	2,1	5,0%
Samir	127,8	0,00%	0,00%	127,8	127,8	0	N.S	N.S	0,0%
SBM	2 514,0	0,00%	11,39%	2 893,0	2 200,0	38	11,2	4,0	6,4%
SMI	2 270,0	-0,35%	71,58%	2 422,0	1 311,0	143	22,1	2,8	3,5%
SNEP	494,8	-0,04%	0,98%	650,0	477,0	1 134	N.S	1,7	0,0%
Sonasid	820,0	0,00%	24,24%	921,1	664,1	2 488	N.S	1,8	2,6%
Sothema	1 000,0	-0,30%	5,15%	1 055,0	931,0	1 666	27,4	4,8	1,7%
SRM	506,0	1,22%	322,37%	677,0	93,5	23	N.S	1,0	0,0%
Stokvis Nord Afrique	15,72	-1,38%	44,22%	18,00	10,23	3 771	N.S	N.S	0,0%
Stroc Industrie	49,20	-6,09%	71,31%	67,50	25,50	1 202	N.S	N.S	0,0%
TAQA Morocco	1 310,0	0,00%	19,09%	1 450,0	1 100,0	1 480	29,8	4,8	2,7%
TGCC	384,9	2,65%	106,91%	384,9	188,0	13 252	33,5	8,2	1,9%
TotalEnergies Maroc	1 464,0	0,27%	26,21%	1 464,0	1 170,0	139	N.S	5,7	3,8%
UNIMER	174,9	0,00%	-1,19%	178,0	167,4	3	N.S	1,8	0,6%
Wafa Assurance	4 500,0	2,27%	12,50%	4 500,0	3 863,0	300	23,5	1,9	3,1%
Zellidja	170,0	3,50%	142,17%	170,0	70,2	22	N.S	1,8	0,0%
MASI	14 088,0	0,64%	16,50%	14 088,0	12 141,7	-	18,3	3,7	3,0%

Multiples reflect 2023 results reported to the current stock market capitalization



Attijari  
Global Research



# CASABLANCA CLOSING

## EQUITY

### FY 2023 FINANCIAL FIGURES

	Turnover			EBIT			Net Income (Group Share)			
	MAD Mn	2023	2022	Change	2023	2022	Change	2023	2022	Change
Maroc Telecom		36 786	35 731	3,0%	11 726	8 987	30,5%	5 283	2 750	92,1%
Cosumar		10 233	10 433	-1,9%	1 375	1 294	6,2%	1 009	826	22,2%
SBM		2 922	2 910	0,4%	597	647	-7,8%	637	399	59,8%
Lesieur Cristal		5 934	6 897	-14,0%	74	463	-84,0%	3	206	-98,8%
Mutandis		2 442	2 329	4,9%	228	175	30,0%	113	100	13,2%
Dari Couspate		874	782	11,9%	44	12	MAD +32 Mn	35	20	77,3%
Oulmes		2 625	2 196	19,5%	183	117	56,8%	64	61	4,9%
Unimer		1 394	1 368	1,9%	46	74	-37,9%	14	116	-87,9%
Attijariwafa bank		29 943	25 935	15,5%	13 771	11 615	18,6%	7 508	6 103	23,0%
Bank Of Africa		16 953	15 624	8,5%	5 395	4 697	14,9%	2 662	2 305	15,5%
BCP		22 795	20 608	10,6%	6 220	5 581	11,4%	3 475	2 749	26,4%
CFG Bank		657	500	31,4%	199	83	140,2%	166	44	MAD +122 Mn
Crédit du Maroc		2 927	2 569	13,9%	883	759	16,4%	503	404	24,4%
CIH Bank		4 468	3 518	27,0%	1 196	1 067	12,1%	710	669	6,2%
BMCI		3 438	3 054	12,6%	614	420	46,0%	171	229	-25,1%
SANLAM Maroc		6 153	5 955	3,3%	723	-205	MAD +927 Mn	559	-70	MAD +630 Mn
Wafa Assurance		12 724	11 639	9,3%	902	1 092	-17,4%	670	776	-13,6%
AtlantaSanad		5 112	5 465	-6,5%	552	731	-24,4%	438	414	5,7%
AFMA		259	244	6,2%	106	100	6,1%	60	59	1,0%
Agma Lahlou-Tazi		161	152	5,8%	89	82	8,0%	63	57	11,4%
TGCC		7 287	5 244	39,0%	581	405	43,5%	363	245	48,2%
Delta Holding		3 133	2 799	11,9%	315	312	0,9%	189	166	13,9%
SNEP		795	1 107	-28,3%	-11	153	MAD -164 Mn	-57	87	MAD -144 Mn
Sonasid		4 996	4 888	2,2%	117	163	-28,2%	65	86	-24,3%
Colorado		611	610	0,2%	65	60	8,5%	39	35	9,0%
Aluminium du Maroc		1 270	1 419	-10,5%	84	123	-31,4%	7	5	48,9%
Jet Contractors		2 276	1 800	26,5%	160	129	24,6%	73	27	170,4%
LafargeHolcim Maroc		8 212	7 985	2,8%	2 978	2 696	10,5%	1 548	1 392	11,2%
Ciments du Maroc		4 305	4 043	6,5%	1 428	1 327	7,6%	994	917	8,4%
Alliances		2 017	1 604	25,7%	410	321	27,8%	242	174	39,1%
RDS		421	543	-22,5%	-28	-26	MAD -2 Mn	-67	-61	MAD -6 Mn
Addoha		2 134	1 378	54,9%	144	127	13,5%	188	12	MAD +176 Mn
Taqa Morocco		13 191	13 604	-3,0%	2 708	2 913	-7,0%	1 037	1 303	-20,4%
TotalEnergies Marketing Maroc		16 933	19 719	-14,1%	419	730	-42,6%	50	488	-89,8%
Afriqueia Gaz		8 257	9 510	-13,2%	815	882	-7,6%	481	505	-4,6%
Label Vie		15 780	13 947	13,1%	794	752	5,7%	508	748	-32,2%
Auto Hall		4 912	4 831	1,7%	208	259	-19,7%	97	181	-46,4%
Auto Nejma		2 275	2 136	6,5%	265	284	-6,6%	158	189	-16,7%
Marsa Maroc		4 320	3 949	9,4%	1 555	1 363	14,1%	852	817	4,3%
Managem		7 508	9 645	-22,2%	1 002	1 970	-49,1%	514	1 614	-68,2%
CMT		592	592	0,0%	302	290	4,1%	163	205	-20,5%
SMI		1 066	798	33,6%	235	33	MAD +202 Mn	169	35	MAD +134 Mn
Disway		1 870	1 950	-4,1%	126	122	3,1%	66	86	-23,5%
Disty Technologies		541	497	8,9%	29	26	11,0%	19	4	MAD +15 Mn
HPS		1 117	981	13,9%	196	163	20,1%	100	117	-14,6%
Microdata		751	695	8,1%	90	104	-13,2%	57	43	34,3%
S2M		275	262	5,0%	35	25	40,0%	11	10	12,4%
Involys		37	40	-7,5%	2	5	-60,9%	1	0	MAD +1 Mn
M2M Group		79	62	27,0%	-10	-45	MAD +35 Mn	-22	-45	MAD +23 Mn
Maghrebaïl		332	441	-24,7%	228	211	8,0%	128	119	7,6%
Maroc Leasing		410	334	22,5%	181	154	18,0%	104	69	51,2%
Salafin		396	399	-0,8%	157	147	6,5%	91	86	5,6%
Eqdom		553	590	-6,2%	153	174	-12,4%	89	89	0,2%
Aradeï Capital		583	486	20,0%	440	355	23,9%	272	227	19,6%
Akdital		1 907	1 035	84,3%	328	177	85,5%	175	88	99,3%
Sothema		2 486	2 302	8,0%	435	450	-3,2%	263	267	-1,4%
Ennaki Automobiles		2 304	1 833	25,7%	208	187	11,3%	130	137	-4,8%
Promopharm		806	705	14,3%	101	134	-24,9%	57	75	-24,4%
CTM		656	605	8,4%	53	6	MAD +47 Mn	63	35	80,0%
Maghreb Oxygène		291	291	-0,2%	4	17	-76,1%	10	15	-37,5%
Timar		625	665	-6,0%	41	30	34,7%	22	13	70,6%
Balima		52	49	4,6%	10	9	4,8%	9	18	-51,9%
Med Paper		118	142	-16,8%	11	14	-21,0%	6	7	-23,3%
Afric Industries		43	40	8,1%	7	9	-17,4%	4	6	-28,0%
Immorente Invest		72	67	7,7%	49	48	2,4%	43	16	170,6%
Fenie Brossette		603	569	6,0%	21	19	8,0%	7	21	-64,9%
SRM		313	360	-13,0%	-1	6	MAD -7 Mn	-9	3	MAD -11 Mn
Zettidja		603	569	6,0%	15	15	1,1%	-1	8	MAD -9 Mn
Rebab Company		0	0	0,0%	0	0	MAD +0 Mn	0	0	MAD +0 Mn
Stroc Industrie		87	77	13,0%	-22	1	MAD -23 Mn	-40	-15	MAD -25 Mn
IB Maroc.com		NC	NC	-	NC	NC	-	NC	NC	-
Stokvis Nord Afrique		150	222	-32,4%	-84	-46	MAD -39 Mn	-128	-184	MAD +55 Mn
Risma		1 175	1 037	13,4%	250	204	22,4%	244	152	60,4%
DLM		NC	NC	-	NC	NC	-	NC	NC	-







# CASABLANCA CLOSING

## EQUITY

### 2023 DIVIDENDS

Stock	DPS 2023	DPS 2022	Change	GM Date	Ex-Dividend Date	Date of payment
Addoha	0	0	-	25/06/2024		
AFMA	55	55	0,0%	11/06/2024	03/09/2024	12/09/2024
Afric Industries	20	20	0,0%	11/06/2024	16/07/2024	25/07/2024
Africa Gaz	140	140	0,0%	21/03/2024	02/04/2024	16/04/2024
Agma	275	255	7,8%	29/05/2024	16/07/2024	25/07/2024
Akdital	6,00	3,25	84,6%	13/06/2024	31/07/2024	09/08/2024
Alliances	3,0	-	-	10/06/2024	11/07/2024	22/07/2024
Aluminium du Maroc	90	70	28,6%	25/06/2024	01/08/2024	09/08/2024
Aradei Capital	5,88	19,19	6,7%	28/06/2024	18/07/2024	29/07/2024
	14,59 [Extraordinary DPS]					
AtlantaSanad	5,7	5,5	3,6%	21/05/2024	20/06/2024	28/06/2024
Attijariwafa bank	16,5	15,5	6,5%	11/06/2024	10/07/2024	19/07/2024
Auto Hall	2,0	3,5	-42,9%	29/05/2024	20/06/2024	01/07/2024
Auto Nejma	94	110	45,3%	08/04/2024	23/05/2024	03/06/2024
		15 [Extraordinary DPS]				
Balima	5,5	5,5	0,0%	24/06/2024	16/07/2024	25/07/2024
BCP	10,0	9,0	11,1%	28/06/2024	19/07/2024	31/07/2024
Bank of Africa	4	4	0,0%	25/06/2024	17/07/2024	26/07/2024
BMCI	18	18	0,0%	28/06/2024	17/07/2024	26/07/2024
Cartier Saada	0	0	-			
Crédit du Maroc	34,2	27,0	26,7%	13/06/2024	09/07/2024	18/07/2024
CFG Bank	3,3	-	-	30/05/2024	11/06/2024	24/06/2024
CIH Bank	14	14	0,0%	13/06/2024	09/07/2024	18/07/2024
Cimar	60,0	60,0	16,7%	29/05/2024	02/07/2024	15/07/2024
	10 [Extraordinary DPS]					
CMT	0	60	-			
Colorado	2,25	2,0	12,5%	15/05/2024	06/06/2024	20/06/2024
Cosumar	7,0	7,0	0,0%	06/06/2024	11/07/2024	22/07/2024
	3 [Extraordinary DPS]					
CTM	15,0	25,0	-40,0%	10/06/2024	10/09/2024	23/09/2024
Dari Couspate	120	85	41,2%	28/06/2024	18/07/2024	29/07/2024
Delta Holding	1,5	1,4	7,1%	16/05/2024	10/07/2024	19/07/2024
Disty Technologies	15	10	50,0%	06/06/2024	09/07/2024	18/07/2024
Disway	35	35	0,0%	17/05/2024	25/06/2024	04/07/2024
Delattre Levivier Maroc	0	0	-			
Ennaki Automobiles	2,14	1,89	13,2%	19/04/2024	10/07/2024	19/07/2024
Eqdom	55,0	55,0	0,0%	30/05/2024	20/06/2024	01/07/2024
Fenie Brossette	0	0	-	25/06/2024		
HPS	6,8	6,0	13,3%	26/06/2024	17/07/2024	26/07/2024
IB Maroc	0	0	-			
Immorente	1,0	1,0	4,0%	04/04/2024	22/04/2024	30/04/2024
	2,2	2,0			11/06/2024	24/06/2024
	1,0	1,0			19/09/2024	30/09/2024
	1,0	1,0				20/12/2024
Involys	0	0	-	28/06/2024		
Jet Contractors	7,0	0,0	-	30/05/2024	09/07/2024	18/07/2024
Label Vie	96,75	86,38	12,0%	03/06/2024	20/06/2024	01/07/2024
LafargeHolcim Maroc	66	66	0,0%	23/05/2024	06/06/2024	20/06/2024
Lesieur Cristal	2,0	4,5	-55,6%	15/05/2024	26/06/2024	05/07/2024
M2M Group	0	0	-	26/06/2024		
Maghreb Oxygène	4,0	4,0	0,0%	21/03/2024	03/04/2024	16/04/2024
Maghrébaïl	50	50	0,0%	29/05/2024	06/08/2024	15/08/2024
Managem	30	30	0,0%	06/06/2024	20/06/2024	01/07/2024
Maroc Leasing	14	14	0,0%	10/05/2024	18/09/2024	27/09/2024
Maroc Telecom	4,20	2,19	91,8%	28/03/2024	03/09/2024	12/09/2024
Marsa Maroc	8,5	8,0	6,3%	25/06/2024	24/07/2024	07/08/2024
Med Paper	0	0	-	27/06/2024		
Microdata	34	25	36,0%	26/06/2024	15/07/2024	24/07/2024
Mutandis	10,5	8,5	23,5%	03/04/2024	27/06/2024	10/07/2024
TGCC	7,5	6,0	25,0%	07/06/2024	12/07/2024	23/07/2024
Oulmès	22,0	16,5	33,3%	14/05/2024	26/06/2024	05/07/2024
Promopharm	0	40	-	20/06/2024		
RDS	0	0	-	05/06/2024		
Rebab Company	0	0	-	24/06/2024		
Risma	6,00	0	-	20/06/2024	18/07/2024	29/07/2024
S2M	0	0	-	27/06/2024		
SANLAM Maroc	77	36	113,9%	06/06/2024	22/08/2024	30/08/2024
Salafin	14,25	13,50	5,6%	14/05/2024	27/05/2024	05/06/2024
	14,25 [Extraordinary DPS]	13,50 [Extraordinary DPS]				
SBM	160,0	145,5	-	07/05/2024	06/06/2024	20/06/2024
SMI	80	0	-	06/06/2024	20/06/2024	01/07/2024
SNEP	0	16	-	26/06/2024		
Sonasis	21	30	-30,0%	14/06/2024	12/07/2024	23/07/2024
Sothema	17	25	-32,0%	22/05/2024	21/06/2024	02/07/2024
SRM	0	0	-	14/06/2024		
Stokvis	0	0	-	10/05/2024		
Stroc Industrie	0	0	-	28/06/2024		
Taqd Morocco	35	35	0,0%	23/05/2024	20/06/2024	28/06/2024
Timar	0	0	-	28/05/2024		
TotalEnergies Marketing Maroc	56	56	-	06/06/2024	19/06/2024	27/06/2024
Unimer	1,0	1,0	-	27/06/2024	09/09/2024	20/09/2024
Wafa Assurance	140	130	7,7%	15/05/2024	11/06/2024	26/06/2024
Zellidja	0	0	-	24/06/2024		

#### Attijari Global Research

Mahat Zerhouni  
+212 529 03 68 16  
m.zerhouni@attijari.ma

#### Attijari Intermédiation

Anis Hares  
+212 529 03 68 34

Alae Yahya  
+212 529 03 68 15

Sofia Mohcine  
+212 522 49 59 52

Mehdi Benchekroun  
+212 529 03 68 14



Attijari  
Global Research