



CASABLANCA CLOSING

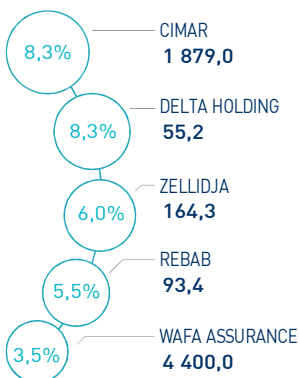
EQUITY

MARKET INSIGHT

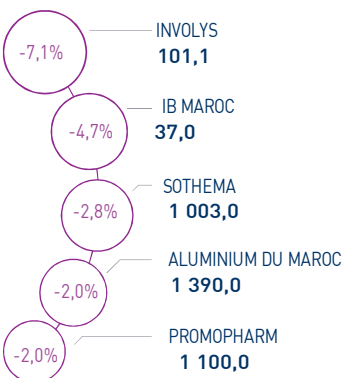
| | | | |
|----------------------------|----------------------------|----------------------------|------------------------------|
| MASI 13 999 pts | MSI20 1 133 pts | CAPI 724 MAD Bn | VOLUME 206 MAD Mn |
| ↑ Daily 0,82% | ↑ Daily 0,80% | ↑ High 726 | MC 206 |
| ↑ YTD 15,76% | ↑ YTD 14,45% | ↓ Low 628 | MB - |

THE DAY IN REVIEW

TOP PERFORMERS



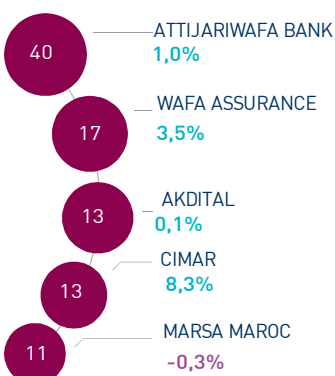
BOTTOM PERFORMERS



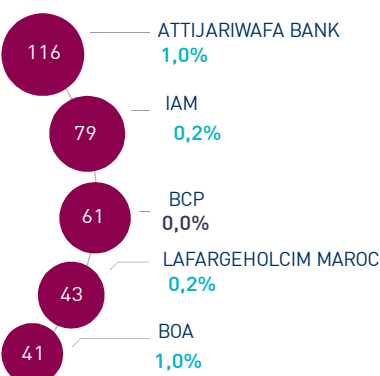
At the end of the last trading session of this week, the MASI index rose by +0.82 to settle at 13,999 points. Thus, the YTD performance of the market stood at +15.76%.

Cimar displayed the highest increase up +8.3% while Involys declined by -7.1%, recording the strongest decrease.

MOST ACTIVE (MAD Mn)



LARGEST CAP (MAD Bn)



Volume traded on the official market reached MAD 206 Mn, driven by Attijariwafa bank, Wafa Assurance and Akdital which monopolized 34% of the total flow.

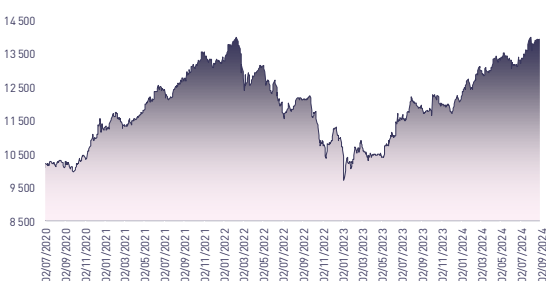
Attijari Global Research

Mahat Zerhouni
+212 529 03 68 16
m.zerhouni@attijari.ma

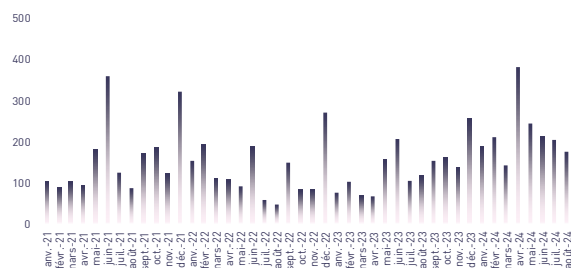
Attijari Intermédiation

Anis Hares
+212 529 03 68 34
Alae Yahya
+212 529 03 68 15
Sofia Mohcine
+212 529 03 68 21
Mehdi Benckroun
+212 529 03 68 14

MASI INDEX EVOLUTION (pts)



ADV- MONTHLY BASIS VOLUME (MAD Mn)



KEY ECONOMIC RELEASES/EVENTS OVER THE WEEK

| Sep. 13th | 2024

In H1 2024, Taqa Morocco's NIGS rose by 14.8% to MAD 526 Mn.

| Sep. 13th | 2024

In H1 2024, Delta Holding's NIGS jumped by 81.4% to MAD 142 Mn.

| Sep. 13th | 2024

In H1 2024, the net income of Sanlam Maroc's increased by 10.6% to MAD 245 Mn.

| Sep. 12th | 2024

In H1 2024, LafargeHolcim Maroc's NIGS declined by 8% to MAD 756 Mn.



Attijari
Global Research



CASABLANCA CLOSING

EQUITY



DAILY STOCK ON SEPTEMBER 13th, 2024

| 13/09/2024 | Close | Day | YTD | Max 2024 | Min 2024 | Quantity | P/E 23R | P/B 23R | D/Y 23R |
|----------------------|----------|--------|---------|----------|----------|----------|---------|---------|---------|
| Addoha | 36,50 | 0,00% | 154,71% | 37,50 | 14,83 | 248 230 | N.S | 1,6 | 0,0% |
| AFMA | 1 203,0 | 0,00% | 0,25% | 1 279,0 | 1 181,0 | 1 | 20,1 | 23,7 | 4,6% |
| Afric Industries | 309,0 | 0,32% | -7,75% | 346,8 | 302,0 | 355 | 20,2 | 2,0 | 6,5% |
| Afriquia Gaz | 3 812,0 | 0,32% | -4,70% | 4 300,0 | 3 800,0 | 116 | 27,2 | 4,4 | 3,7% |
| Agma | 6 956,0 | 0,00% | 9,03% | 7 500,0 | 6 289,0 | 0 | 22,0 | 10,3 | 4,0% |
| Akdital | 983,0 | 0,10% | 98,19% | 983,0 | 496,1 | 13 490 | N.S | 10,1 | 0,6% |
| Alliances | 302,50 | -0,17% | 161,90% | 310,00 | 123,50 | 34 929 | 27,6 | 1,9 | 1,0% |
| Aluminium du Maroc | 1 390,0 | -2,04% | 1,53% | 1 579,0 | 1 320,0 | 78 | N.S | 2,6 | 6,5% |
| Aradei Capital | 500,0 | 1,01% | 12,36% | 552,0 | 441,0 | 816 | 20,6 | 1,2 | 4,1% |
| AtlantaSanad | 131,0 | 1,55% | 3,15% | 152,0 | 121,0 | 6 490 | 1,2 | 0,2 | 4,4% |
| Attijariwafa bank | 539,5 | 1,03% | 17,28% | 555,0 | 462,5 | 74 471 | 15,5 | 2,0 | 3,1% |
| Auto Hall | 76,01 | -1,46% | 12,19% | 81,50 | 63,00 | 18 036 | 39,4 | 2,4 | 2,6% |
| Auto Nejma | 2 068,0 | 0,00% | -16,28% | 2 470,0 | 1 945,0 | 0 | 13,4 | 1,8 | 4,5% |
| Balima | 229,0 | 1,78% | 23,78% | 235,2 | 185,0 | 15 | 44,9 | 3,2 | 2,4% |
| BCP | 299,0 | 0,00% | 8,73% | 316,0 | 275,0 | 32 116 | 17,5 | 1,6 | 3,3% |
| BoA | 195,0 | 1,04% | 8,64% | 205,5 | 180,0 | 20 141 | 15,6 | 1,5 | 2,1% |
| BMCI | 625,0 | -0,79% | 15,74% | 650,0 | 548,8 | 1 696 | N.S | 1,2 | 2,9% |
| Cartier Saada | 37,79 | -0,13% | 71,77% | 41,00 | 21,82 | 104 | N.S | 1,4 | 0,0% |
| CFG Bank | 180,0 | 2,21% | 27,21% | 180,0 | 146,0 | 33 802 | 38,0 | 3,8 | 1,8% |
| CIH Bank | 405,0 | -1,70% | 15,20% | 412,0 | 333,0 | 6 114 | 17,4 | 1,8 | 3,5% |
| Cimar | 1 879,0 | 8,30% | 11,85% | 1 880,0 | 1 677,0 | 6 642 | 27,3 | 7,9 | 3,7% |
| CMT | 1 672,0 | 0,54% | 53,39% | 1 720,0 | 988,0 | 702 | 17,2 | 3,7 | 0,0% |
| Colorado | 51,58 | 0,02% | 10,92% | 56,97 | 44,17 | 151 | 21,5 | 2,5 | 4,4% |
| Cosumar | 184,2 | 1,18% | -5,56% | 201,4 | 180,1 | 35 518 | 17,2 | 2,9 | 5,4% |
| Crédit du Maroc | 905,0 | 0,56% | 13,55% | 950,0 | 797,0 | 130 | 19,6 | 1,5 | 3,8% |
| CTM | 670,0 | 1,82% | 17,52% | 695,0 | 570,1 | 40 | 13,0 | 2,5 | 2,2% |
| Dari Couspate | 3 700,0 | 0,00% | 15,63% | 3 808,0 | 3 200,0 | 0 | 31,3 | 3,2 | 3,2% |
| Delattre Levivier | 40,00 | 0,00% | 0,00% | 40,00 | 40,00 | 0 | N.S | N.S | 0,0% |
| Delta Holding | 55,21 | 8,25% | 55,52% | 55,21 | 36,00 | 111 154 | 25,6 | 2,1 | 2,7% |
| Diac Salaf | 26,25 | 0,00% | 0,00% | 26,25 | 26,25 | 0 | N.S | N.S | 0,0% |
| Disty Technologies | 233,2 | -0,79% | 21,81% | 268,2 | 187,0 | 628 | 12,4 | 1,4 | 6,4% |
| Disway | 655,1 | -0,74% | 0,78% | 734,0 | 651,0 | 64 | 18,9 | 1,8 | 5,3% |
| Ennaki | 34,20 | -1,61% | 10,32% | 37,40 | 31,14 | 2 073 | 7,9 | 1,4 | 6,3% |
| Eqdom | 1 098,0 | 0,00% | 11,22% | 1 240,0 | 990,0 | 0 | 20,6 | 1,2 | 5,0% |
| Fenie Brossette | 113,00 | -0,70% | 19,80% | 124,95 | 85,10 | 589 | 22,6 | 1,2 | 0,0% |
| HPS | 579,0 | 0,33% | -6,91% | 624,6 | 495,5 | 3 712 | 42,9 | 6,1 | 1,2% |
| IAM | 89,6 | 0,22% | -10,40% | 105,3 | 87,3 | 109 910 | 14,9 | 4,6 | 4,7% |
| IB Maroc | 37,03 | -4,68% | 78,89% | 42,56 | 20,11 | 302 | N.S | N.S | 0,0% |
| Immoyente | 93,0 | 1,05% | 0,00% | 96,7 | 91,0 | 1 226 | 19,6 | 1,0 | 5,6% |
| Involys | 101,1 | -7,12% | 14,83% | 114,0 | 83,0 | 50 | N.S | 0,4 | 0,0% |
| Jet Contractors | 866,0 | 1,88% | 239,61% | 866,0 | 255,0 | 2 329 | 35,9 | 2,5 | 0,8% |
| Label Vie | 4 395,0 | -0,57% | 4,64% | 4 750,0 | 4 118,0 | 824 | 25,1 | 4,1 | 2,2% |
| LafargeHolcim Maroc | 1 854,0 | 0,22% | -3,44% | 2 074,0 | 1 795,0 | 3 326 | 28,1 | 3,8 | 3,6% |
| Lesieur Cristal | 275,0 | 0,00% | 1,85% | 300,0 | 256,2 | 147 | N.S | 4,3 | 0,7% |
| M2M Group | 566,4 | 2,98% | -8,50% | 619,0 | 423,5 | 15 | N.S | 3,5 | 0,0% |
| Maghreb Oxygène | 216,0 | 0,00% | -6,09% | 233,0 | 195,0 | 0 | 18,4 | 0,6 | 1,9% |
| Maghrébaïl | 946,0 | 0,00% | 3,96% | 999,0 | 902,5 | 0 | 10,2 | 1,2 | 5,3% |
| Managem | 2 799,0 | -0,04% | 59,03% | 2 870,0 | 1 730,0 | 2 958 | N.S | 3,6 | 1,1% |
| Maroc Leasing | 381,0 | -1,55% | 5,83% | 420,0 | 356,0 | 71 | 10,2 | 1,0 | 3,7% |
| Marsa Maroc | 398,0 | -0,25% | 43,17% | 402,5 | 270,0 | 27 140 | 34,3 | 11,6 | 2,1% |
| Med Paper | 21,59 | 0,19% | 5,37% | 26,60 | 18,50 | 646 | 18,1 | 3,9 | 0,0% |
| Microdata | 630,0 | 0,80% | 5,00% | 695,0 | 600,0 | 14 | 18,5 | 5,8 | 5,4% |
| Mutandis | 310,0 | -0,96% | 24,00% | 313,0 | 248,0 | 3 542 | 25,4 | 2,8 | 3,4% |
| Oulmès | 1 315,0 | -0,53% | -2,52% | 1 449,0 | 1 261,0 | 12 | 40,7 | 3,7 | 1,7% |
| Promopharm | 1 100,0 | -1,96% | 10,00% | 1 122,0 | 900,0 | 267 | 19,3 | 2,3 | 0,0% |
| Rebab | 93,40 | 5,54% | 11,44% | 93,40 | 65,71 | 182 | N.S | 0,7 | 0,0% |
| RDS | 76,79 | -0,27% | 253,87% | 100,00 | 22,48 | 58 698 | N.S | 0,5 | 0,0% |
| Risma | 229,0 | -0,30% | 10,63% | 264,1 | 190,0 | 158 | 13,4 | 2,5 | 2,6% |
| S2M | 255,9 | 2,38% | 42,17% | 274,0 | 155,6 | 178 | 19,1 | 3,4 | 0,0% |
| Sanlam Maroc | 1 969,0 | 0,00% | 51,58% | 2 090,0 | 1 132,0 | 0 | 14,5 | 1,5 | 3,9% |
| Salafin | 564,0 | -0,88% | 8,46% | 630,0 | 480,8 | 50 | 19,5 | 2,0 | 5,1% |
| Samir | 127,8 | 0,00% | 0,00% | 127,8 | 127,8 | 0 | N.S | N.S | 0,0% |
| SBM | 2 514,0 | 0,00% | 11,39% | 2 893,0 | 2 200,0 | 481 | 11,2 | 4,0 | 6,4% |
| SMI | 2 278,0 | 0,00% | 72,18% | 2 422,0 | 1 311,0 | 30 | 22,2 | 2,8 | 3,5% |
| SNEP | 495,0 | 0,60% | 1,02% | 650,0 | 477,0 | 485 | N.S | 1,7 | 0,0% |
| Sonasid | 820,0 | 0,00% | 24,24% | 921,1 | 664,1 | 1 260 | N.S | 1,8 | 2,6% |
| Sothema | 1 003,0 | -2,81% | 5,47% | 1 055,0 | 931,0 | 40 | 27,5 | 4,8 | 1,7% |
| SRM | 499,9 | 0,00% | 317,28% | 677,0 | 93,5 | 178 | N.S | 1,0 | 0,0% |
| Stokvis Nord Afrique | 15,94 | 0,89% | 46,24% | 18,00 | 10,23 | 1 683 | N.S | N.S | 0,0% |
| Stroc Industrie | 52,39 | 0,00% | 82,42% | 67,50 | 25,50 | 124 | N.S | N.S | 0,0% |
| TAQA Morocco | 1 310,0 | 1,16% | 19,09% | 1 450,0 | 1 100,0 | 2 437 | 29,8 | 4,8 | 2,7% |
| TGCC | 374,9 | 0,89% | 101,56% | 379,8 | 188,0 | 14 344 | 32,7 | 8,0 | 2,0% |
| TotalEnergies Maroc | 1 460,0 | 0,00% | 25,86% | 1 463,0 | 1 170,0 | 1 899 | N.S | 5,7 | 3,8% |
| UNIMER | 174,9 | 0,00% | -1,19% | 178,0 | 167,4 | 0 | N.S | 1,8 | 0,6% |
| Wafa Assurance | 4 400,0 | 3,53% | 10,00% | 4 428,0 | 3 863,0 | 3 797 | 23,0 | 1,9 | 3,2% |
| Zellidja | 164,3 | 5,97% | 133,97% | 164,3 | 70,2 | 207 | N.S | 1,8 | 0,0% |
| MASI | 13 998,9 | 0,82% | 15,76% | 14 001,1 | 12 141,7 | - | 18,2 | 3,7 | 3,0% |

Multiples reflect 2023 results reported to the current stock market capitalization



Attijari
Global Research



CASABLANCA CLOSING

EQUITY



FY 2023 FINANCIAL FIGURES

| | Turnover | | | EBIT | | | Net Income (Group Share) | | | |
|-------------------------------|----------|--------|--------|--------|--------|--------|--------------------------|-------|-------|-------------|
| | MAD Mn | 2023 | 2022 | Change | 2023 | 2022 | Change | 2023 | 2022 | Change |
| Maroc Telecom | | 36 786 | 35 731 | 3,0% | 11 726 | 8 987 | 30,5% | 5 283 | 2 750 | 92,1% |
| Cosumar | | 10 233 | 10 433 | -1,9% | 1 375 | 1 294 | 6,2% | 1 009 | 826 | 22,2% |
| SBM | | 2 922 | 2 910 | 0,4% | 597 | 647 | -7,8% | 637 | 399 | 59,8% |
| Lesieur Cristal | | 5 934 | 6 897 | -14,0% | 74 | 463 | -84,0% | 3 | 206 | -98,8% |
| Mutandis | | 2 442 | 2 329 | 4,9% | 228 | 175 | 30,0% | 113 | 100 | 13,2% |
| Dari Couspate | | 874 | 782 | 11,9% | 44 | 12 | MAD +32 Mn | 35 | 20 | 77,3% |
| Outmés | | 2 625 | 2 196 | 19,5% | 183 | 117 | 56,8% | 64 | 61 | 4,9% |
| Unimer | | 1 394 | 1 368 | 1,9% | 46 | 74 | -37,9% | 14 | 116 | -87,9% |
| Attijariwafa bank | | 29 943 | 25 935 | 15,5% | 13 771 | 11 615 | 18,6% | 7 508 | 6 103 | 23,0% |
| Bank Of Africa | | 16 953 | 15 624 | 8,5% | 5 395 | 4 697 | 14,9% | 2 662 | 2 305 | 15,5% |
| BCP | | 22 795 | 20 608 | 10,6% | 6 220 | 5 581 | 11,4% | 3 475 | 2 749 | 26,4% |
| CFG Bank | | 657 | 500 | 31,4% | 199 | 83 | 140,2% | 166 | 44 | MAD +122 Mn |
| Crédit du Maroc | | 2 927 | 2 569 | 13,9% | 883 | 759 | 16,4% | 503 | 404 | 24,4% |
| CIH Bank | | 4 468 | 3 518 | 27,0% | 1 196 | 1 067 | 12,1% | 710 | 669 | 6,2% |
| BMCI | | 3 438 | 3 054 | 12,6% | 614 | 420 | 46,0% | 171 | 229 | -25,1% |
| SANLAM Maroc | | 6 153 | 5 955 | 3,3% | 723 | -205 | MAD +927 Mn | 559 | -70 | MAD +630 Mn |
| Wafa Assurance | | 12 724 | 11 639 | 9,3% | 902 | 1 092 | -17,4% | 670 | 776 | -13,6% |
| AtlantaSanad | | 5 112 | 5 465 | -6,5% | 552 | 731 | -24,4% | 438 | 414 | 5,7% |
| AFMA | | 259 | 244 | 6,2% | 106 | 100 | 6,1% | 60 | 59 | 1,0% |
| Agma Lahlou-Tazi | | 161 | 152 | 5,8% | 89 | 82 | 8,0% | 63 | 57 | 11,4% |
| TGCC | | 7 287 | 5 244 | 39,0% | 581 | 405 | 43,5% | 363 | 245 | 48,2% |
| Delta Holding | | 3 133 | 2 799 | 11,9% | 315 | 312 | 0,9% | 189 | 166 | 13,9% |
| SNEP | | 795 | 1 107 | -28,3% | -11 | 153 | MAD -164 Mn | -57 | 87 | MAD -144 Mn |
| Sonasid | | 4 996 | 4 888 | 2,2% | 117 | 163 | -28,2% | 65 | 86 | -24,3% |
| Colorado | | 611 | 610 | 0,2% | 65 | 60 | 8,5% | 39 | 35 | 9,0% |
| Aluminium du Maroc | | 1 270 | 1 419 | -10,5% | 84 | 123 | -31,4% | 7 | 5 | 48,9% |
| Jet Contractors | | 2 276 | 1 800 | 26,5% | 160 | 129 | 24,6% | 73 | 27 | 170,4% |
| LafargeHolcim Maroc | | 8 212 | 7 985 | 2,8% | 2 978 | 2 696 | 10,5% | 1 548 | 1 392 | 11,2% |
| Ciments du Maroc | | 4 305 | 4 043 | 6,5% | 1 428 | 1 327 | 7,6% | 994 | 917 | 8,4% |
| Alliances | | 2 017 | 1 604 | 25,7% | 410 | 321 | 27,8% | 242 | 174 | 39,1% |
| RDS | | 421 | 543 | -22,5% | -28 | -26 | MAD -2 Mn | -67 | -61 | MAD -6 Mn |
| Addoha | | 2 134 | 1 378 | 54,9% | 144 | 127 | 13,5% | 188 | 12 | MAD +176 Mn |
| Taqa Morocco | | 13 191 | 13 604 | -3,0% | 2 708 | 2 913 | -7,0% | 1 037 | 1 303 | -20,4% |
| TotalEnergies Marketing Maroc | | 16 933 | 19 719 | -14,1% | 419 | 730 | -42,6% | 50 | 488 | -89,8% |
| Afrique Gaz | | 8 257 | 9 510 | -13,2% | 815 | 882 | -7,6% | 481 | 505 | -4,6% |
| Label Vie | | 15 780 | 13 947 | 13,1% | 794 | 752 | 5,7% | 508 | 748 | -32,2% |
| Auto Hall | | 4 912 | 4 831 | 1,7% | 208 | 259 | -19,7% | 97 | 181 | -46,4% |
| Auto Nejma | | 2 275 | 2 136 | 6,5% | 265 | 284 | -6,6% | 158 | 189 | -16,7% |
| Marsa Maroc | | 4 320 | 3 949 | 9,4% | 1 555 | 1 363 | 14,1% | 852 | 817 | 4,3% |
| Managem | | 7 508 | 9 645 | -22,2% | 1 002 | 1 970 | -49,1% | 514 | 1 614 | -68,2% |
| CMT | | 592 | 592 | 0,0% | 302 | 290 | 4,1% | 163 | 205 | -20,5% |
| SMI | | 1 066 | 798 | 33,6% | 235 | 33 | MAD +202 Mn | 169 | 35 | MAD +134 Mn |
| Disway | | 1 870 | 1 950 | -4,1% | 126 | 122 | 3,1% | 66 | 86 | -23,5% |
| Disty Technologies | | 541 | 497 | 8,9% | 29 | 26 | 11,0% | 19 | 4 | MAD +15 Mn |
| HPS | | 1 117 | 981 | 13,9% | 196 | 163 | 20,1% | 100 | 117 | -14,6% |
| Microdata | | 751 | 695 | 8,1% | 90 | 104 | -13,2% | 57 | 43 | 34,3% |
| S2M | | 275 | 262 | 5,0% | 35 | 25 | 40,0% | 11 | 10 | 12,4% |
| Involys | | 37 | 40 | -7,5% | 2 | 5 | -60,9% | 1 | 0 | MAD +1 Mn |
| M2M Group | | 79 | 62 | 27,0% | -10 | -45 | MAD +35 Mn | -22 | -45 | MAD +23 Mn |
| Maghrebail | | 332 | 441 | -24,7% | 228 | 211 | 8,0% | 128 | 119 | 7,6% |
| Maroc Leasing | | 410 | 334 | 22,5% | 181 | 154 | 18,0% | 104 | 69 | 51,2% |
| Salafin | | 396 | 399 | -0,8% | 157 | 147 | 6,5% | 91 | 86 | 5,6% |
| Eqdom | | 553 | 590 | -6,2% | 153 | 174 | -12,4% | 89 | 89 | 0,2% |
| Aradei Capital | | 583 | 486 | 20,0% | 440 | 355 | 23,9% | 272 | 227 | 19,6% |
| Akdital | | 1 907 | 1 035 | 84,3% | 328 | 177 | 85,5% | 175 | 88 | 99,3% |
| Sothema | | 2 486 | 2 302 | 8,0% | 435 | 450 | -3,2% | 263 | 267 | -1,4% |
| Ennaki Automobiles | | 2 304 | 1 833 | 25,7% | 208 | 187 | 11,3% | 130 | 137 | -4,8% |
| Promopharm | | 806 | 705 | 14,3% | 101 | 134 | -24,9% | 57 | 75 | -24,4% |
| CTM | | 656 | 605 | 8,4% | 53 | 6 | MAD +47 Mn | 63 | 35 | 80,0% |
| Maghreb Oxygène | | 291 | 291 | -0,2% | 4 | 17 | -76,1% | 10 | 15 | -37,5% |
| Timar | | 625 | 665 | -6,0% | 41 | 30 | 34,7% | 22 | 13 | 70,6% |
| Batima | | 52 | 49 | 4,6% | 10 | 9 | 4,8% | 9 | 18 | -51,9% |
| Med Paper | | 118 | 142 | -16,8% | 11 | 14 | -21,0% | 6 | 7 | -23,3% |
| Afric Industries | | 43 | 40 | 8,1% | 7 | 9 | -17,4% | 4 | 6 | -28,0% |
| Immoyent Invest | | 72 | 67 | 7,7% | 49 | 48 | 2,4% | 43 | 16 | 170,6% |
| Fenie Brossette | | 603 | 569 | 6,0% | 21 | 19 | 8,0% | 7 | 21 | -64,9% |
| SRM | | 313 | 360 | -13,0% | -1 | 6 | MAD -7 Mn | -9 | 3 | MAD -11 Mn |
| Zellidja | | 603 | 569 | 6,0% | 15 | 15 | 1,1% | -1 | 8 | MAD -9 Mn |
| Rebab Company | | 0 | 0 | 0,0% | 0 | 0 | MAD +0 Mn | 0 | 0 | MAD +0 Mn |
| Stroc Industrie | | 87 | 77 | 13,0% | -22 | 1 | MAD -23 Mn | -40 | -15 | MAD -25 Mn |
| IB Maroc.com | | NC | NC | - | NC | NC | - | NC | NC | - |
| Stokvis Nord Afrique | | 150 | 222 | -32,4% | -84 | -46 | MAD -39 Mn | -128 | -184 | MAD +55 Mn |
| Risma | | 1 175 | 1 037 | 13,4% | 250 | 204 | 22,4% | 244 | 152 | 60,4% |
| DLM | | NC | NC | - | NC | NC | - | NC | NC | - |





CASABLANCA CLOSING

EQUITY

2023 DIVIDENDS

| Stock | DPS 2023 | DPS 2022 | Change | GM Date | Ex-Dividend Date | Date of payment |
|-------------------------------|----------------------------|----------------------------|--------|------------|------------------|-----------------|
| Addoha | 0 | 0 | - | 25/06/2024 | | |
| AFMA | 55 | 55 | 0,0% | 11/06/2024 | 03/09/2024 | 12/09/2024 |
| Afric Industries | 20 | 20 | 0,0% | 11/06/2024 | 16/07/2024 | 25/07/2024 |
| Afrikaia Gaz | 140 | 140 | 0,0% | 21/03/2024 | 02/04/2024 | 16/04/2024 |
| Agma | 275 | 255 | 7,8% | 29/05/2024 | 16/07/2024 | 25/07/2024 |
| Akdital | 6,00 | 3,25 | 84,6% | 13/06/2024 | 31/07/2024 | 09/08/2024 |
| Alliances | 3,0 | - | - | 10/06/2024 | 11/07/2024 | 22/07/2024 |
| Aluminium du Maroc | 90 | 70 | 28,6% | 25/06/2024 | 01/08/2024 | 09/08/2024 |
| Aradei Capital | 5,88 | 19,19 | 6,7% | 28/06/2024 | 18/07/2024 | 29/07/2024 |
| | 14,59 [Extraordinaire DPS] | | | | | |
| AtlantaSanad | 5,7 | 5,5 | 3,6% | 21/05/2024 | 20/06/2024 | 28/06/2024 |
| Attijariwafa bank | 16,5 | 15,5 | 6,5% | 11/06/2024 | 10/07/2024 | 19/07/2024 |
| Auto Hall | 2,0 | 3,5 | -42,9% | 29/05/2024 | 20/06/2024 | 01/07/2024 |
| Auto Nejma | 94 | 110 | 45,3% | 08/04/2024 | 23/05/2024 | 03/06/2024 |
| | | 15 [Extraordinaire DPS] | | | | |
| Balima | 5,5 | 5,5 | 0,0% | 24/06/2024 | 16/07/2024 | 25/07/2024 |
| BCP | 10,0 | 9,0 | 11,1% | 28/06/2024 | 19/07/2024 | 31/07/2024 |
| Bank of Africa | 4 | 4 | 0,0% | 25/06/2024 | 17/07/2024 | 26/07/2024 |
| BMCI | 18 | 18 | 0,0% | 28/06/2024 | 17/07/2024 | 26/07/2024 |
| Cartier Saada | 0 | 0 | - | | | |
| Crédit du Maroc | 34,2 | 27,0 | 26,7% | 13/06/2024 | 09/07/2024 | 18/07/2024 |
| CFG Bank | 3,3 | - | - | 30/05/2024 | 11/06/2024 | 24/06/2024 |
| CIH Bank | 14 | 14 | 0,0% | 13/06/2024 | 09/07/2024 | 18/07/2024 |
| Cimar | 60,0 | 60,0 | 16,7% | 29/05/2024 | 02/07/2024 | 15/07/2024 |
| | 10 [Extraordinaire DPS] | | | | | |
| CMT | 0 | 60 | - | | | |
| Colorado | 2,25 | 2,0 | 12,5% | 15/05/2024 | 06/06/2024 | 20/06/2024 |
| Cosumar | 7,0 | 7,0 | 0,0% | 06/06/2024 | 11/07/2024 | 22/07/2024 |
| | 3 [Extraordinaire DPS] | | | | | |
| CTM | 15,0 | 25,0 | -40,0% | 10/06/2024 | 10/09/2024 | 23/09/2024 |
| Dari Couspate | 120 | 85 | 41,2% | 28/06/2024 | 18/07/2024 | 29/07/2024 |
| Delta Holding | 1,5 | 1,4 | 7,1% | 16/05/2024 | 10/07/2024 | 19/07/2024 |
| Disty Technologies | 15 | 10 | 50,0% | 06/06/2024 | 09/07/2024 | 18/07/2024 |
| Disway | 35 | 35 | 0,0% | 17/05/2024 | 25/06/2024 | 04/07/2024 |
| Delattre Levivier Maroc | 0 | 0 | - | | | |
| Ennaki Automobiles | 2,14 | 1,89 | 13,2% | 19/04/2024 | 10/07/2024 | 19/07/2024 |
| Eqdom | 55,0 | 55,0 | 0,0% | 30/05/2024 | 20/06/2024 | 01/07/2024 |
| Fenie Brossette | 0 | 0 | - | 25/06/2024 | | |
| HPS | 6,8 | 6,0 | 13,3% | 26/06/2024 | 17/07/2024 | 26/07/2024 |
| IB Maroc | 0 | 0 | - | | | |
| Immoyente | 1,0 | 1,0 | 4,0% | 04/04/2024 | 22/04/2024 | 30/04/2024 |
| | 2,2 | 2,0 | - | | 11/06/2024 | 24/06/2024 |
| | 1,0 | 1,0 | - | | 19/09/2024 | 30/09/2024 |
| | 1,0 | 1,0 | - | | | 20/12/2024 |
| Involys | 0 | 0 | - | 28/06/2024 | | |
| Jet Contractors | 7,0 | 0,0 | - | 30/05/2024 | 09/07/2024 | 18/07/2024 |
| Label Vie | 96,75 | 86,38 | 12,0% | 03/06/2024 | 20/06/2024 | 01/07/2024 |
| LafargeHolcim Maroc | 66 | 66 | 0,0% | 23/05/2024 | 06/06/2024 | 20/06/2024 |
| Lesieur Cristal | 2,0 | 4,5 | -55,6% | 15/05/2024 | 26/06/2024 | 05/07/2024 |
| M2M Group | 0 | 0 | - | 26/06/2024 | | |
| Maghreb Oxygène | 4,0 | 4,0 | 0,0% | 21/03/2024 | 03/04/2024 | 16/04/2024 |
| Maghrébaïl | 50 | 50 | 0,0% | 29/05/2024 | 06/08/2024 | 15/08/2024 |
| Managem | 30 | 30 | 0,0% | 06/06/2024 | 20/06/2024 | 01/07/2024 |
| Maroc Leasing | 14 | 14 | 0,0% | 10/05/2024 | 18/09/2024 | 27/09/2024 |
| Maroc Telecom | 4,20 | 2,19 | 91,8% | 28/03/2024 | 03/09/2024 | 12/09/2024 |
| Marsa Maroc | 8,5 | 8,0 | 6,3% | 25/06/2024 | 24/07/2024 | 07/08/2024 |
| Med Paper | 0 | 0 | - | 27/06/2024 | | |
| Microdata | 34 | 25 | 36,0% | 26/06/2024 | 15/07/2024 | 24/07/2024 |
| Mutandis | 10,5 | 8,5 | 23,5% | 03/04/2024 | 27/06/2024 | 10/07/2024 |
| TGCC | 7,5 | 6,0 | 25,0% | 07/06/2024 | 12/07/2024 | 23/07/2024 |
| Oulmés | 22,0 | 16,5 | 33,3% | 14/05/2024 | 26/06/2024 | 05/07/2024 |
| Promopharm | 0 | 40 | - | 20/06/2024 | | |
| RDS | 0 | 0 | - | 05/06/2024 | | |
| Rebab Company | 0 | 0 | - | 24/06/2024 | | |
| Risma | 6,00 | 0 | - | 20/06/2024 | 18/07/2024 | 29/07/2024 |
| S2M | 0 | 0 | - | 27/06/2024 | | |
| SANLAM Maroc | 77 | 36 | 113,9% | 06/06/2024 | 22/08/2024 | 30/08/2024 |
| Salafin | 14,25 | 13,50 | 5,6% | 14/05/2024 | 27/05/2024 | 05/06/2024 |
| | 14,25 [Extraordinaire DPS] | 13,50 [Extraordinaire DPS] | | | | |
| SBM | 160,0 | 145,5 | - | 07/05/2024 | 06/06/2024 | 20/06/2024 |
| SMI | 80 | 0 | - | 06/06/2024 | 20/06/2024 | 01/07/2024 |
| SNEP | 0 | 16 | - | 26/06/2024 | | |
| Sonasid | 21 | 30 | -30,0% | 14/06/2024 | 12/07/2024 | 23/07/2024 |
| Sothema | 17 | 25 | -32,0% | 22/05/2024 | 21/06/2024 | 02/07/2024 |
| SRM | 0 | 0 | - | 14/06/2024 | | |
| Stokvis | 0 | 0 | - | 10/05/2024 | | |
| Stroc Industrie | 0 | 0 | - | 28/06/2024 | | |
| Taqa Morocco | 35 | 35 | 0,0% | 23/05/2024 | 20/06/2024 | 28/06/2024 |
| Timar | 0 | 0 | - | 28/05/2024 | | |
| TotalEnergies Marketing Maroc | 56 | 56 | - | 06/06/2024 | 19/06/2024 | 27/06/2024 |
| Unimer | 1,0 | 1,0 | - | 27/06/2024 | 09/09/2024 | 20/09/2024 |

Attijari Global Research

Mahat Zerhouni
+212 529 03 68 16
m.zerhouni@attijari.ma

Attijari Intermédiation

Anis Hares
+212 529 03 68 34

Alae Yahya
+212 529 03 68 15

Sofia Mohcine
+212 522 49 59 52

Mehdi Benckekroun
+212 529 03 68 14



Attijari
Global Research