

CASABLANCA CLOSING EQUITY

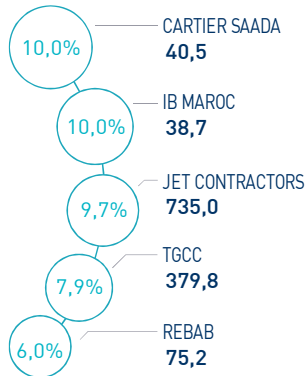
29 AUGUST 2024

MARKET INSIGHT

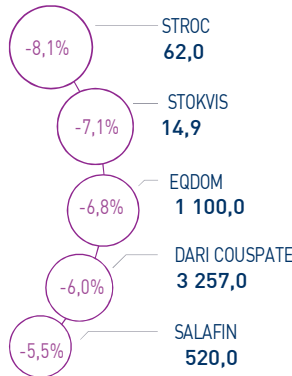
 MASI 13 935 pts	 MSI20 1 130 pts	 CAPI 725 MAD Bn	 VOLUME 759 MAD Mn
↗ Daily 0,19%	↗ Daily 0,09%	↗ High 726	MC 640
↗ YTD 15,23%	↗ YTD 14,15%	↘ Low 628	MB 119

THE DAY IN REVIEW

TOP PERFORMERS



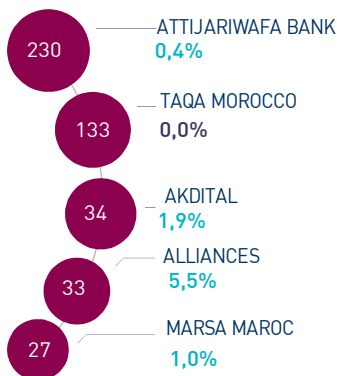
BOTTOM PERFORMERS



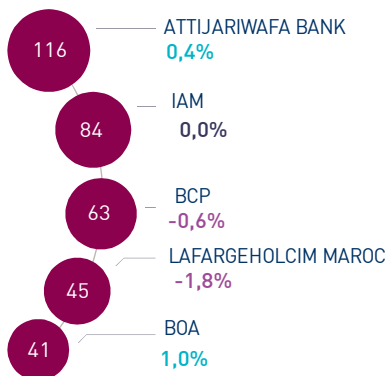
At the end of this trading session, the MASI index increased by +0.19% at 13,935 points. In this context, the annual performance stood at +15.23%.

Cartier Saada topped the highest increase recording a gain of +10.0%. In the opposite, Stroc Industrie dropped by -8.1%, i.e. the strongest decline of this trading session.

MOST ACTIVE (MAD Mn)



LARGEST CAP (MAD Bn)

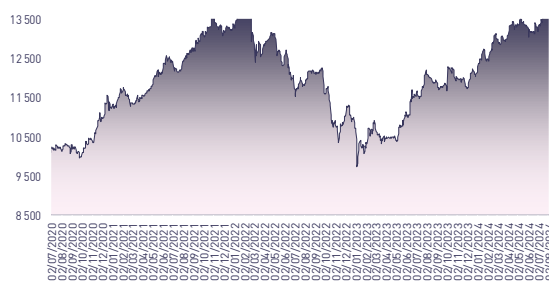


Volume traded on the official market reached MAD 640 Mn.

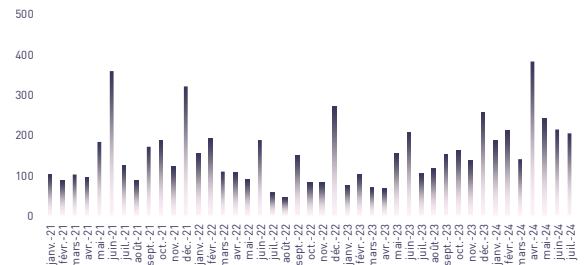
This was mainly driven by Attijariwafa bank, Taqa Morocco and Akdital which monopolized almost 62% of the total flow.

On the block market, 500,000 Risma shares were traded at a unit price of MAD 237, i.e. a total volume of MAD 118.5 Mn.

MASI INDEX EVOLUTION (pts)



ADV- MONTHLY BASIS VOLUME (MAD Mn)



KEY ECONOMIC RELEASES/EVENTS OVER THE WEEK

| Aug. 29th | 2024

In H1 2024, LafargeHolcim Maroc's consolidated revenue recorded a decrease of 10.6% to MAD 3,691 Mn.

| Aug. 29th | 2024

In H1 2024, Ciments du Maroc's consolidated revenue declined by 7.4% to MAD 1,999 Mn.

| Aug. 29th | 2024

In H1 2024, CFG Bank's consolidated NBI recorded an increase of 38% to MAD 424 Mn.

| Aug. 29th | 2024

In H1 2024, Sonasid's consolidated revenue recorded a decrease of 4% to MAD 2,437 Mn.

Attijari Global Research

Mahat Zerhouni
+212 529 03 68 16
m.zerhouni@attijari.ma

Attijari Intermédiation

Anis Hares
+212 529 03 68 34
Alae Yahya
+212 529 03 68 15
Sofia Mohcine
+212 529 03 68 21
Mehdi Benckroun
+212 529 03 68 14



Attijari Global Research



CASABLANCA CLOSING

EQUITY



DAILY STOCK ON AUGUST 29th, 2024

29/08/2024	Close	Day	YTD	Max 2024	Min 2024	Quantity	P/E 23R	P/B 23R	D/Y 23R
Addoha	30,81	2,67%	115,00%	37,50	14,83	408 123	N.S	1,4	0,0%
AFMA	1 234,0	-1,67%	2,83%	1 279,0	1 183,0	4	20,6	24,3	4,5%
Afric Industries	313,0	-0,29%	-6,55%	346,8	302,0	161	20,5	2,1	6,4%
Afriquia Gaz	3 850,0	-2,28%	-3,75%	4 300,0	3 850,0	117	27,5	4,5	3,6%
Agma	6 400,0	0,00%	0,31%	7 500,0	6 289,0	0	20,2	9,5	4,3%
Akdital	967,0	1,90%	94,96%	967,0	496,1	34 649	N.S	9,9	0,6%
Alliances	266,90	5,49%	131,08%	280,00	123,50	126 728	24,4	1,7	1,1%
Aluminium du Maroc	1 402,0	0,14%	2,41%	1 579,0	1 320,0	242	N.S	2,7	6,4%
Aradei Capital	500,0	0,20%	12,36%	552,0	441,0	986	20,6	1,2	4,1%
AtlantaSanad	131,3	-0,98%	3,39%	152,0	121,0	598	1,2	0,2	4,3%
Attijariwafa bank	537,0	0,37%	16,74%	555,0	462,5	428 185	15,4	2,0	3,1%
Auto Hall	69,00	0,44%	1,85%	81,50	63,00	6 663	35,8	2,1	2,9%
Auto Nejma	2 068,0	0,00%	-16,28%	2 470,0	1 945,0	0	13,4	1,8	4,5%
Balima	218,4	-0,75%	18,03%	235,2	185,0	5	42,8	3,1	2,5%
BCP	310,0	-0,64%	12,73%	316,0	275,0	30 465	18,1	1,6	3,2%
BoA	195,0	1,04%	8,64%	205,5	180,0	5 271	15,6	1,5	2,1%
BMCI	645,0	-0,77%	19,44%	650,0	548,8	3 689	N.S	1,2	2,8%
Cartier Saada	40,52	9,99%	84,18%	40,52	21,82	975	N.S	1,5	0,0%
CFG Bank	179,4	2,81%	26,78%	179,4	146,0	37 168	37,8	3,8	1,8%
CIH Bank	412,0	1,44%	17,20%	412,0	333,0	2 154	17,7	1,8	3,4%
Cimar	1 760,0	-1,68%	4,76%	1 880,0	1 677,0	904	25,6	7,4	4,0%
CMT	1 720,0	3,93%	57,80%	1 720,0	988,0	3 473	17,7	3,8	0,0%
Colorado	51,94	0,43%	11,70%	56,97	44,17	418	21,7	2,6	4,3%
Cosumar	180,1	-4,23%	-7,67%	201,4	180,1	15 069	16,9	2,9	5,6%
Crédit du Maroc	930,0	0,00%	16,69%	950,0	797,0	0	20,1	1,6	3,7%
CTM	664,0	0,61%	16,47%	695,0	570,1	10	12,9	2,5	2,3%
Dari Couspate	3 257,0	-5,98%	1,78%	3 808,0	3 200,0	7	27,6	2,8	3,7%
Delattre Levivier	40,00	0,00%	0,00%	40,00	40,00	0	N.S	N.S	0,0%
Delta Holding	50,89	-0,20%	43,35%	53,45	36,00	106 172	23,6	1,9	2,9%
Diac Salaf	26,25	0,00%	0,00%	26,25	26,25	0	N.S	N.S	0,0%
Disty Technologies	237,0	0,85%	23,82%	268,2	187,0	1 720	12,6	1,4	6,3%
Disway	664,5	-2,28%	2,23%	734,0	664,5	4 465	19,1	1,9	5,3%
Ennaki	33,34	2,30%	7,55%	37,40	31,14	1 673	7,7	1,3	6,4%
Eqdom	1 100,0	-6,78%	11,43%	1 240,0	990,0	597	20,6	1,2	5,0%
Fenie Brossette	114,00	0,00%	20,87%	124,95	85,10	324	22,8	1,2	0,0%
HPS	585,0	0,86%	-5,95%	624,6	495,5	40 139	43,4	6,1	1,2%
IAM	96,0	0,00%	-4,00%	105,3	87,3	62 243	16,0	4,9	4,4%
IB Maroc	38,70	9,97%	86,96%	38,70	20,11	2 844	N.S	N.S	0,0%
Immorente	93,0	0,01%	0,01%	96,7	91,0	391	19,6	1,0	5,6%
Involys	103,2	-2,69%	17,22%	114,0	83,0	618	N.S	0,4	0,0%
Jet Contractors	735,0	9,70%	188,24%	735,0	255,0	14 930	30,5	2,1	1,0%
Label Vie	4 500,0	-1,10%	7,14%	4 750,0	4 118,0	2 103	25,7	4,2	2,2%
LafargeHolcim Maroc	1 900,0	-1,81%	-1,04%	2 074,0	1 795,0	7 939	28,8	3,9	3,5%
Lesieur Cristal	267,0	0,30%	-1,11%	300,0	256,2	3	N.S	4,2	0,7%
M2M Group	510,0	5,35%	-17,61%	619,0	423,5	13	N.S	3,1	0,0%
Maghreb Oxygène	213,3	0,00%	-7,26%	233,0	195,0	0	18,2	0,6	1,9%
Maghrébaïl	902,5	0,00%	-0,82%	999,0	902,5	0	9,8	1,1	5,5%
Managem	2 870,0	2,54%	63,07%	2 870,0	1 730,0	1 605	N.S	3,7	1,0%
Maroc Leasing	420,0	0,00%	16,67%	420,0	356,0	0	11,2	1,1	3,3%
Marsa Maroc	379,0	1,03%	36,33%	385,0	270,0	70 388	32,6	11,1	2,2%
Med Paper	22,20	0,63%	8,35%	26,60	18,50	8 566	18,6	4,0	0,0%
Microdata	625,0	0,00%	4,17%	695,0	600,0	0	18,4	5,8	5,4%
Mutandis	270,0	1,12%	8,00%	276,0	248,0	4 340	22,2	2,5	3,9%
Oulmès	1 315,0	-0,53%	-2,52%	1 449,0	1 261,0	4	40,7	3,7	1,7%
Promopharm	1 087,0	-2,07%	8,70%	1 110,0	900,0	2	19,1	2,3	0,0%
Rebab	75,15	5,99%	-10,33%	83,81	65,71	17	N.S	0,6	0,0%
RDS	84,60	-1,13%	289,86%	100,00	22,48	89 673	N.S	0,5	0,0%
Risma	234,4	-1,33%	13,21%	264,1	190,0	341	13,8	2,6	2,6%
S2M	274,0	5,38%	52,22%	274,0	155,6	529	20,4	3,6	0,0%
Sanlam Maroc	2 000,0	0,00%	53,96%	2 090,0	1 132,0	1 000	14,7	1,5	3,9%
Salafin	520,0	-5,49%	0,00%	630,0	480,8	1 444	17,9	1,9	5,5%
Samir	127,8	0,00%	0,00%	127,8	127,8	0	N.S	N.S	0,0%
SBM	2 600,0	-2,99%	15,20%	2 893,0	2 200,0	5	11,5	4,2	6,2%
SMI	2 285,0	1,56%	72,71%	2 422,0	1 311,0	1 032	22,2	2,8	3,5%
SNEP	490,0	-2,39%	0,00%	650,0	477,0	4 694	N.S	1,7	0,0%
Sonasis	847,0	-0,35%	28,33%	921,1	664,1	21 828	N.S	1,8	2,5%
Sothema	968,0	1,55%	1,79%	1 051,0	931,0	17	26,5	4,7	1,8%
SRM	519,9	-3,72%	333,97%	677,0	93,5	721	N.S	1,0	0,0%
Stokvis Nord Afrique	14,85	-7,13%	36,24%	18,00	10,23	34 683	N.S	N.S	0,0%
Stroc Industrie	62,00	-8,15%	115,88%	67,50	25,50	7 768	N.S	N.S	0,0%
TAQA Morocco	1 310,0	0,00%	19,09%	1 450,0	1 100,0	102 141	29,8	4,8	2,7%
TGCC	379,8	7,85%	104,19%	379,8	188,0	46 319	33,1	8,1	2,0%
TotalEnergies Maroc	1 450,0	0,00%	25,00%	1 463,0	1 170,0	2 007	N.S	5,6	3,9%
UNIMER	175,9	0,00%	-0,62%	178,0	167,4	60	N.S	1,8	0,6%
Wafa Assurance	4 150,0	0,73%	3,75%	4 428,0	3 863,0	786	21,7	1,8	3,4%
Zellidja	100,0	4,83%	42,45%	100,0	70,2	37	N.S	1,1	0,0%
MASI	13 935,1	0,19%	15,23%	14 001,1	12 141,7	-	18,1	3,7	3,0%

Multiples reflect 2023 results reported to the current stock market capitalization



Attijari
Global Research



CASABLANCA CLOSING

EQUITY



FY 2023 FINANCIAL FIGURES

MAD Mn	Turnover			EBIT			Net Income (Group Share)		
	2023	2022	Change	2023	2022	Change	2023	2022	Change
Maroc Telecom	36 786	35 731	3,0%	11 726	8 987	30,5%	5 283	2 750	92,1%
Cosumar	10 233	10 433	-1,9%	1 375	1 294	6,2%	1 009	826	22,2%
SBM	2 922	2 910	0,4%	597	647	-7,8%	637	399	59,8%
Lesieur Cristal	5 934	6 897	-14,0%	74	463	-84,0%	3	206	-98,8%
Mutandis	2 442	2 329	4,9%	228	175	30,0%	113	100	13,2%
Dari Couspate	874	782	11,9%	44	12	MAD +32 Mn	35	20	77,3%
Outmés	2 625	2 196	19,5%	183	117	56,8%	64	61	4,9%
Unimer	1 394	1 368	1,9%	46	74	-37,9%	14	116	-87,9%
Attijariwafa bank	29 943	25 935	15,5%	13 771	11 615	18,6%	7 508	6 103	23,0%
Bank Of Africa	16 953	15 624	8,5%	5 395	4 697	14,9%	2 662	2 305	15,5%
BCP	22 795	20 608	10,6%	6 220	5 581	11,4%	3 475	2 749	26,4%
CFG Bank	657	500	31,4%	199	83	140,2%	166	44	MAD +122 Mn
Crédit du Maroc	2 927	2 569	13,9%	883	759	16,4%	503	404	24,4%
CIH Bank	4 468	3 518	27,0%	1 196	1 067	12,1%	710	669	6,2%
BMCI	3 438	3 054	12,6%	614	420	46,0%	171	229	-25,1%
SANLAM Maroc	6 153	5 955	3,3%	723	-205	MAD +927 Mn	559	-70	MAD +630 Mn
Wafa Assurance	12 724	11 639	9,3%	902	1 092	-17,4%	670	776	-13,6%
AtlantaSanad	5 112	5 465	-6,5%	552	731	-24,4%	438	414	5,7%
AFMA	259	244	6,2%	106	100	6,1%	60	59	1,0%
Agma Lahlou-Tazi	161	152	5,8%	89	82	8,0%	63	57	11,4%
TGCC	7 287	5 244	39,0%	581	405	43,5%	363	245	48,2%
Delta Holding	3 133	2 799	11,9%	315	312	0,9%	189	166	13,9%
SNEP	795	1 107	-28,3%	-11	153	MAD -164 Mn	-57	87	MAD -144 Mn
Sonasid	4 996	4 888	2,2%	117	163	-28,2%	65	86	-24,3%
Colorado	611	610	0,2%	65	60	8,5%	39	35	9,0%
Aluminium du Maroc	1 270	1 419	-10,5%	84	123	-31,4%	7	5	48,9%
Jet Contractors	2 276	1 800	26,5%	160	129	24,6%	73	27	170,4%
LafargeHolcim Maroc	8 212	7 985	2,8%	2 978	2 696	10,5%	1 548	1 392	11,2%
Ciments du Maroc	4 305	4 043	6,5%	1 428	1 327	7,6%	994	917	8,4%
Alliances	2 017	1 604	25,7%	410	321	27,8%	242	174	39,1%
RDS	421	543	-22,5%	-28	-26	MAD -2 Mn	-67	-61	MAD -6 Mn
Addoha	2 134	1 378	54,9%	144	127	13,5%	188	12	MAD +176 Mn
Taqa Morocco	13 191	13 604	-3,0%	2 708	2 913	-7,0%	1 037	1 303	-20,4%
TotalEnergies Marketing Maroc	16 933	19 719	-14,1%	419	730	-42,6%	50	488	-89,8%
Afrique Gaz	8 257	9 510	-13,2%	815	882	-7,6%	481	505	-4,6%
Label Vie	15 780	13 947	13,1%	794	752	5,7%	508	748	-32,2%
Auto Hall	4 912	4 831	1,7%	208	259	-19,7%	97	181	-46,4%
Auto Nejma	2 275	2 136	6,5%	265	284	-6,6%	158	189	-16,7%
Marsa Maroc	4 320	3 949	9,4%	1 555	1 363	14,1%	852	817	4,3%
Managem	7 508	9 645	-22,2%	1 002	1 970	-49,1%	514	1 614	-68,2%
CMT	592	592	0,0%	302	290	4,1%	163	205	-20,5%
SMI	1 066	798	33,6%	235	33	MAD +202 Mn	169	35	MAD +134 Mn
Disway	1 870	1 950	-4,1%	126	122	3,1%	66	86	-23,5%
Disty Technologies	541	497	8,9%	29	26	11,0%	19	4	MAD +15 Mn
HPS	1 117	981	13,9%	196	163	20,1%	100	117	-14,6%
Microdata	751	695	8,1%	90	104	-13,2%	57	43	34,3%
S2M	275	262	5,0%	35	25	40,0%	11	10	12,4%
Involys	37	40	-7,5%	2	5	-60,9%	1	0	MAD +1 Mn
M2M Group	79	62	27,0%	-10	-45	MAD +35 Mn	-22	-45	MAD +23 Mn
Maghrebail	332	441	-24,7%	228	211	8,0%	128	119	7,6%
Maroc Leasing	410	334	22,5%	181	154	18,0%	104	69	51,2%
Salafin	396	399	-0,8%	157	147	6,5%	91	86	5,6%
Eqdom	553	590	-6,2%	153	174	-12,4%	89	89	0,2%
Aradei Capital	583	486	20,0%	440	355	23,9%	272	227	19,6%
Akdital	1 907	1 035	84,3%	328	177	85,5%	175	88	99,3%
Sothema	2 486	2 302	8,0%	435	450	-3,2%	263	267	-1,4%
Ennaki Automobiles	2 304	1 833	25,7%	208	187	11,3%	130	137	-4,8%
Promopharm	806	705	14,3%	101	134	-24,9%	57	75	-24,4%
CTM	656	605	8,4%	53	6	MAD +47 Mn	63	35	80,0%
Maghreb Oxygène	291	291	-0,2%	4	17	-76,1%	10	15	-37,5%
Timar	625	665	-6,0%	41	30	34,7%	22	13	70,6%
Batima	52	49	4,6%	10	9	4,8%	9	18	-51,9%
Med Paper	118	142	-16,8%	11	14	-21,0%	6	7	-23,3%
Afric Industries	43	40	8,1%	7	9	-17,4%	4	6	-28,0%
Immoyent Invest	72	67	7,7%	49	48	2,4%	43	16	170,6%
Fenie Brossette	603	569	6,0%	21	19	8,0%	7	21	-64,9%
SRM	313	360	-13,0%	-1	6	MAD -7 Mn	-9	3	MAD -11 Mn
Zellidja	603	569	6,0%	15	15	1,1%	-1	8	MAD -9 Mn
Rebab Company	0	0	0,0%	0	0	MAD +0 Mn	0	0	MAD +0 Mn
Stroc Industrie	87	77	13,0%	-22	1	MAD -23 Mn	-40	-15	MAD -25 Mn
IB Maroc.com	NC	NC	-	NC	NC	-	NC	NC	-
Stokvis Nord Afrique	150	222	-32,4%	-84	-46	MAD -39 Mn	-128	-184	MAD +55 Mn
Risma	1 175	1 037	13,4%	250	204	22,4%	244	152	60,4%
DLM	NC	NC	-	NC	NC	-	NC	NC	-





CASABLANCA CLOSING

EQUITY



2023 DIVIDENDS

Stock	DPS 2023	DPS 2022	Change	GM Date	Ex-Dividend Date	Date of payment
Addoha	0	0	-	25/06/2024		
AFMA	55	55	0,0%	11/06/2024	03/09/2024	12/09/2024
Afric Industries	20	20	0,0%	11/06/2024	16/07/2024	25/07/2024
Afriquia Gaz	140	140	0,0%	21/03/2024	02/04/2024	16/04/2024
Agma	275	255	7,8%	29/05/2024	16/07/2024	25/07/2024
Akdital	6,00	3,25	84,6%	13/06/2024	31/07/2024	09/08/2024
Alliances	3,0	-	-	10/06/2024	11/07/2024	22/07/2024
Aluminium du Maroc	90	70	28,6%	25/06/2024	01/08/2024	09/08/2024
Aradei Capital	5,88	19,19	6,7%	28/06/2024	18/07/2024	29/07/2024
	14,59 [Extraordinary DPS]					
AtlantaSanad	5,7	5,5	3,6%	21/05/2024	20/06/2024	28/06/2024
Attijariwafa bank	16,5	15,5	6,5%	11/06/2024	10/07/2024	19/07/2024
Auto Hall	2,0	3,5	-42,9%	29/05/2024	20/06/2024	01/07/2024
Auto Nejma	94	110	45,3%	08/04/2024	23/05/2024	03/06/2024
	15 [Extraordinary DPS]					
Balima	5,5	5,5	0,0%	24/06/2024	16/07/2024	25/07/2024
BCP	10,0	9,0	11,1%	28/06/2024	19/07/2024	31/07/2024
Bank of Africa	4	4	0,0%	25/06/2024	17/07/2024	26/07/2024
BMCI	18	18	0,0%	28/06/2024	17/07/2024	26/07/2024
Cartier Saada	0	0	-			
Crédit du Maroc	34,2	27,0	26,7%	13/06/2024	09/07/2024	18/07/2024
CFG Bank	3,3	-	-	30/05/2024	11/06/2024	24/06/2024
CIH Bank	14	14	0,0%	13/06/2024	09/07/2024	18/07/2024
Cimar	60,0	60,0	16,7%	29/05/2024	02/07/2024	15/07/2024
	10 [Extraordinary DPS]					
CMT	0	60	-			
Colorado	2,25	2,0	12,5%	15/05/2024	06/06/2024	20/06/2024
Cosumar	7,0	7,0	0,0%	06/06/2024	11/07/2024	22/07/2024
	3 [Extraordinary DPS]					
CTM	15,0	25,0	-40,0%	10/06/2024	10/09/2024	23/09/2024
Dari Couspate	120	85	41,2%	28/06/2024	18/07/2024	29/07/2024
Delta Holding	1,5	1,4	7,1%	16/05/2024	10/07/2024	19/07/2024
Disty Technologies	15	10	50,0%	06/06/2024	09/07/2024	18/07/2024
Disway	35	35	0,0%	17/05/2024	25/06/2024	04/07/2024
Delattre Levivier Maroc	0	0	-			
Ennaki Automobiles	2,14	1,89	13,2%	19/04/2024	10/07/2024	19/07/2024
Eqdom	55,0	55,0	0,0%	30/05/2024	20/06/2024	01/07/2024
Fenie Brossette	0	0	-	25/06/2024		
HPS	6,8	6,0	13,3%	26/06/2024	17/07/2024	26/07/2024
IB Maroc	0	0	-			
Immorente	1,0	1,0	4,0%	04/04/2024	22/04/2024	30/04/2024
	2,2	2,0	-		11/06/2024	24/06/2024
	1,0	1,0	-			
	1,0	1,0	-			
Involys	0	0	-	28/06/2024		
Jet Contractors	7,0	0,0	-	30/05/2024	09/07/2024	18/07/2024
Label Vie	96,75	86,38	12,0%	03/06/2024	20/06/2024	01/07/2024
LafargeHolcim Maroc	66	66	0,0%	23/05/2024	06/06/2024	20/06/2024
Lesieur Cristal	2,0	4,5	-55,6%	15/05/2024	26/06/2024	05/07/2024
M2M Group	0	0	-	26/06/2024		
Maghreb Oxygène	4,0	4,0	0,0%	21/03/2024	03/04/2024	16/04/2024
Maghrébaïl	50	50	0,0%	29/05/2024	06/08/2024	15/08/2024
Managem	30	30	0,0%	06/06/2024	20/06/2024	01/07/2024
Maroc Leasing	14	14	0,0%	10/05/2024		27/09/2024
Maroc Telecom	4,20	2,19	91,8%	28/03/2024	03/09/2024	12/09/2024
Marsa Maroc	8,5	8,0	6,3%	25/06/2024	24/07/2024	07/08/2024
Med Paper	0	0	-	27/06/2024		
Microdata	34	25	36,0%	26/06/2024	15/07/2024	24/07/2024
Mutandis	10,5	8,5	23,5%	03/04/2024	27/06/2024	10/07/2024
TGCC	7,5	6,0	25,0%	07/06/2024	12/07/2024	23/07/2024
Oulmés	22,0	16,5	33,3%	14/05/2024	26/06/2024	05/07/2024
Promopharm	0	40	-	20/06/2024		
RDS	0	0	-	05/06/2024		
Rebab Company	0	0	-	24/06/2024		
Risma	6,00	0	-	20/06/2024	18/07/2024	29/07/2024
S2M	0	0	-	27/06/2024		
SANLAM Maroc	77	36	113,9%	06/06/2024	22/08/2024	30/08/2024
Salafin	14,25	13,50	5,6%	14/05/2024	27/05/2024	05/06/2024
	14,25 [Extraordinary DPS]	13,50 [Extraordinary DPS]				
SBM	160,0	145,5	-	07/05/2024	06/06/2024	20/06/2024
SMI	80	0	-	06/06/2024	20/06/2024	01/07/2024
SNEP	0	16	-	26/06/2024		
Sonasid	21	30	-30,0%	14/06/2024	12/07/2024	23/07/2024
Sothema	17	25	-32,0%	22/05/2024	21/06/2024	02/07/2024
SRM	0	0	-	14/06/2024		
Stokvis	0	0	-	10/05/2024		
Stroc Industrie	0	0	-	28/06/2024		
Taqá Morocco	35	35	0,0%	23/05/2024	20/06/2024	28/06/2024
Timar	0	0	-	28/05/2024		
TotalEnergies Marketing Maroc	56	56	-	06/06/2024	19/06/2024	27/06/2024
Unimer	1,0	1,0	-	27/06/2024	09/09/2024	20/09/2024

Attijari Global Research

Mahat Zerhouni
+212 529 03 68 16
m.zerhouni@attijari.ma

Attijari Intermédiation

Anis Hares
+212 529 03 68 34

Alae Yahya
+212 529 03 68 15

Sofia Mohcine
+212 522 49 59 52

Mehdi Benchekroun
+212 529 03 68 14



Attijari
Global Research