

# CASABLANCA CLOSING EQUITY

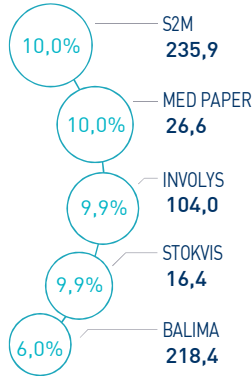
22 AUGUST 2024

## MARKET INSIGHT

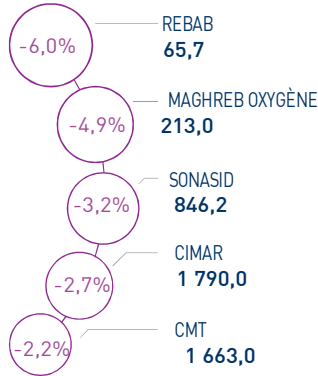
<b>  MASI  </b> 13 928 pts	<b>  MSI20  </b> 1 130 pts	<b>  CAPI  </b> 724 MAD Bn	<b>  VOLUME  </b> 118 MAD Mn
↗ Daily 0,10%	↗ Daily 0,16%	↗ High 726	MC 118
↗ YTD 15,18%	↗ YTD 14,14%	↘ Low 628	MB -

## THE DAY IN REVIEW

### TOP PERFORMERS



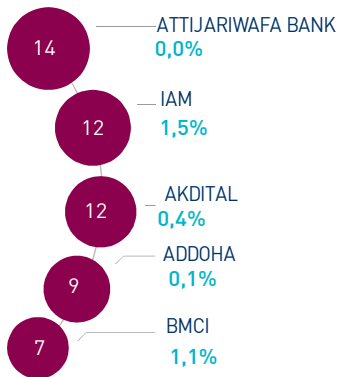
### BOTTOM PERFORMERS



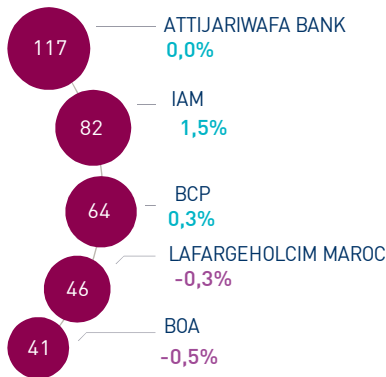
At the end of this trading session, the MASI index increased by +0.10% at 13,928 points. In this context, the annual performance stood at +15.18%.

S2M topped the highest increase recording a gain of +10.0%. In the opposite, Rebab Company dropped by -6.0%, i.e. the strongest decline of this trading session.

### MOST ACTIVE (MAD Mn)



### LARGEST CAP (MAD Bn)



Volume traded on the official market reached MAD 118 Mn.

This was mainly driven by Attijariwafa bank, IAM and Akdital which monopolized almost 32% of the total flow.

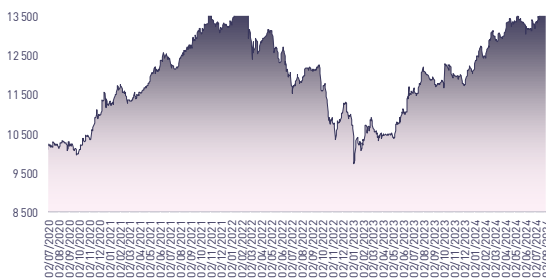
### Attijari Global Research

Mahat Zerhouni  
+212 529 03 68 16  
m.zerhouni@attijari.ma

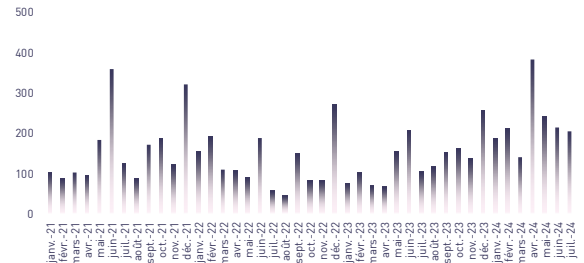
### Attijari Intermédiation

Anis Hares  
+212 529 03 68 34  
Alae Yahya  
+212 529 03 68 15  
Sofia Mohcine  
+212 529 03 68 21  
Mehdi Benckroun  
+212 529 03 68 14

## MASI INDEX EVOLUTION (pts)



## ADV- MONTHLY BASIS VOLUME (MAD Mn)



## KEY ECONOMIC RELEASES/EVENTS OVER THE WEEK

**| Aug. 22<sup>nd</sup> | 2024**

Maroc Telecom : The ex-dividend date is scheduled at 09/03/2024 while the payment date is scheduled at 09/12/2024.

**| Aug. 22<sup>nd</sup> | 2024**

Real Estate : Real Estate Assets Prices Index decreased by 0.4% in Q2 2024 while the number of transactions jumped by 12.1%.

**| Aug. 17<sup>th</sup> | 2024**

In July 2024, the Consumer Prices Index fell by 0.2% compared to June 2024. Year-on-year, the inflation rate stands at 1.3% in July 2024

**| Aug. 16<sup>th</sup> | 2024**

In H1 2024, AtlantaSanad's revenue remained stable (+0.3%) to MAD 3,096 Mn.



Attijari Global Research



# CASABLANCA CLOSING

## EQUITY

### DAILY STOCK ON AUGUST 22<sup>nd</sup>, 2024

22/08/2024	Close	Day	YTD	Max 2024	Min 2024	Quantity	P/E 23R	P/B 23R	D/Y 23R
Addoha	30,72	0,10%	114,38%	37,50	14,83	288 034	N.S	1,4	0,0%
AFMA	1 246,0	-0,16%	3,83%	1 279,0	1 183,0	22	20,8	24,6	4,4%
Afric Industries	310,0	0,58%	-7,45%	346,8	302,0	198	20,3	2,1	6,5%
Afriquia Gaz	3 960,0	-1,00%	-1,00%	4 300,0	3 850,0	5	28,3	4,6	3,5%
Agma	6 767,0	0,00%	6,07%	7 500,0	6 289,0	0	21,4	10,0	4,1%
Akdital	925,0	0,43%	86,49%	942,0	496,1	12 690	N.S	9,5	0,6%
Alliances	253,00	1,20%	119,05%	280,00	123,50	23 683	23,1	1,6	1,2%
Aluminium du Maroc	1 444,0	-0,07%	5,48%	1 579,0	1 320,0	4	N.S	2,7	6,2%
Aradei Capital	505,0	0,00%	13,48%	552,0	441,0	417	20,9	1,3	4,1%
AtlantaSanad	131,0	0,77%	3,15%	152,0	121,0	1 385	1,2	0,2	4,4%
Attijariwafa bank	543,3	0,02%	18,11%	555,0	462,5	25 943	15,6	2,0	3,0%
Auto Hall	67,60	0,75%	-0,22%	81,50	63,00	9 481	35,1	2,1	3,0%
Auto Nejma	2 068,0	0,00%	-16,28%	2 470,0	1 945,0	0	13,4	1,8	4,5%
Balima	218,4	6,00%	18,03%	235,2	185,0	5	42,8	3,1	2,5%
BCP	316,0	0,29%	14,89%	316,0	275,0	10 919	18,5	1,7	3,2%
BoA	193,0	-0,52%	7,52%	205,5	180,0	1 010	15,4	1,5	2,1%
BMCI	645,9	1,10%	19,61%	645,9	548,8	11 394	N.S	1,2	2,8%
Cartier Saada	30,50	1,67%	38,64%	34,23	21,82	97	N.S	1,2	0,0%
CFG Bank	174,0	0,58%	22,97%	179,0	146,0	36 033	36,7	3,7	1,9%
CIH Bank	402,0	-0,99%	14,35%	408,0	333,0	4 155	17,3	1,8	3,5%
Cimar	1 790,0	-2,72%	6,55%	1 880,0	1 677,0	1 766	26,0	7,5	3,9%
CMT	1 663,0	-2,18%	52,57%	1 700,0	988,0	1 274	17,2	3,7	0,0%
Colorado	52,95	2,82%	13,87%	56,97	44,17	3 482	22,1	2,6	4,2%
Cosumar	188,0	-0,48%	-3,59%	201,4	186,0	254	17,6	3,0	5,3%
Crédit du Maroc	930,0	0,00%	16,69%	950,0	797,0	0	20,1	1,6	3,7%
CTM	683,0	3,48%	19,80%	695,0	570,1	20	13,3	2,6	2,2%
Dari Couspate	3 465,0	0,00%	8,28%	3 808,0	3 200,0	5	29,3	3,0	3,5%
Delattre Levivier	40,00	0,00%	0,00%	40,00	40,00	0	N.S	N.S	0,0%
Delta Holding	50,95	1,90%	43,52%	53,45	36,00	1 020	23,6	1,9	2,9%
Diac Salaf	26,25	0,00%	0,00%	26,25	26,25	0	N.S	N.S	0,0%
Disty Technologies	239,0	1,70%	24,87%	268,2	187,0	410	12,7	1,4	6,3%
Disway	688,0	0,00%	5,85%	734,0	665,0	15	19,8	1,9	5,1%
Ennaki	32,00	0,00%	3,23%	37,40	31,14	13 393	7,4	1,3	6,7%
Eqdom	1 138,0	0,00%	15,28%	1 240,0	990,0	53	21,3	1,3	4,8%
Fenie Brossette	124,95	4,47%	32,47%	124,95	85,10	16 656	25,0	1,4	0,0%
HPS	536,0	1,13%	-13,83%	624,6	495,5	11 381	39,7	5,6	1,3%
IAM	93,5	1,51%	-6,50%	105,3	87,3	130 189	15,6	4,8	4,5%
IB Maroc	31,79	2,88%	53,57%	38,00	20,11	1 172	N.S	N.S	0,0%
Immorente	91,0	-2,10%	-2,15%	96,7	91,0	9 243	19,2	1,0	5,7%
Involys	104,0	9,95%	18,18%	104,0	83,0	2 440	N.S	0,4	0,0%
Jet Contractors	633,0	-0,16%	148,24%	637,0	255,0	2 924	26,3	1,8	1,1%
Label Vie	4 690,0	1,96%	11,67%	4 750,0	4 118,0	102	26,7	4,4	2,1%
LafargeHolcim Maroc	1 965,0	-0,30%	2,34%	2 074,0	1 795,0	1 521	29,7	4,1	3,4%
Lesieur Cristal	274,0	0,00%	1,48%	300,0	256,2	0	N.S	4,3	0,7%
M2M Group	448,2	0,00%	-27,59%	619,0	423,5	51	N.S	2,7	0,0%
Maghreb Oxygène	213,0	-4,91%	-7,39%	233,0	195,0	30	18,1	0,6	1,9%
Maghrébaïl	968,0	0,00%	6,37%	999,0	909,0	0	10,5	1,2	5,2%
Managem	2 745,0	1,55%	55,97%	2 760,0	1 730,0	32	N.S	3,5	1,1%
Maroc Leasing	415,0	0,00%	15,28%	415,0	356,0	0	11,1	1,1	3,4%
Marsa Maroc	374,0	0,77%	34,53%	385,0	270,0	10 239	32,2	10,9	2,3%
Med Paper	26,60	9,96%	29,82%	26,60	18,50	30 692	22,3	4,8	0,0%
Microdata	630,0	0,00%	5,00%	695,0	600,0	0	18,5	5,8	5,4%
Mutandis	263,0	0,38%	5,20%	276,0	248,0	447	21,6	2,4	4,0%
Oulmès	1 400,0	0,00%	3,78%	1 449,0	1 261,0	0	43,4	3,9	1,6%
Promopharm	1 110,0	4,72%	11,00%	1 110,0	900,0	62	19,5	2,3	0,0%
Rebab	65,71	-5,99%	-21,60%	83,81	65,71	72	N.S	0,5	0,0%
RDS	85,26	1,43%	292,90%	100,00	22,48	64 293	N.S	0,5	0,0%
Risma	239,0	0,21%	15,46%	264,1	190,0	240	14,0	2,6	2,5%
S2M	235,9	9,98%	31,03%	235,9	155,6	3 463	17,6	3,1	0,0%
Sanlam Maroc	2 019,0	3,54%	55,43%	2 090,0	1 132,0	3	14,9	1,5	3,8%
Satafin	568,0	0,18%	9,23%	630,0	480,8	10	19,6	2,1	5,0%
Samir	127,8	0,00%	0,00%	127,8	127,8	0	N.S	N.S	0,0%
SBM	2 599,0	0,00%	15,15%	2 893,0	2 200,0	0	11,5	4,2	6,2%
SMI	2 244,0	0,54%	69,61%	2 422,0	1 311,0	71	21,8	2,8	3,6%
SNEP	512,0	0,49%	4,49%	650,0	477,0	3 608	N.S	1,7	0,0%
Sonasis	846,2	-3,17%	28,21%	921,1	664,1	3 050	N.S	1,8	2,5%
Sothema	979,0	0,93%	2,94%	1 051,0	931,0	17	26,8	4,7	1,7%
SRM	677,0	3,64%	465,11%	677,0	93,5	3 052	N.S	1,3	0,0%
Stokvis Nord Afrique	16,37	9,94%	50,18%	16,37	10,23	26 949	N.S	N.S	0,0%
Stroc Industrie	56,00	3,67%	94,99%	56,00	25,50	27 526	N.S	N.S	0,0%
TAQA Morocco	1 300,0	-1,89%	18,18%	1 450,0	1 100,0	313	29,6	4,8	2,7%
TGCC	348,7	-0,37%	87,47%	355,0	188,0	9 811	30,4	7,5	2,2%
TotalEnergies Maroc	1 450,0	0,00%	25,00%	1 463,0	1 170,0	0	N.S	5,6	3,9%
UNIMER	176,9	0,00%	-0,06%	178,0	167,4	0	N.S	1,8	0,6%
Wafa Assurance	4 150,0	0,00%	3,75%	4 428,0	3 863,0	0	21,7	1,8	3,4%
Zellidja	80,0	0,00%	13,96%	85,0	70,2	100	N.S	0,9	0,0%
<b>MASI</b>	<b>13 928,1</b>	<b>0,10%</b>	<b>15,18%</b>	<b>14 001,1</b>	<b>12 141,7</b>	<b>-</b>	<b>18,1</b>	<b>3,7</b>	<b>3,0%</b>

Multiples reflect 2023 results reported to the current stock market capitalization



Attijari  
Global Research



# CASABLANCA CLOSING

## EQUITY



### FY 2023 FINANCIAL FIGURES

MAD Mn	Turnover			EBIT			Net Income (Group Share)		
	2023	2022	Change	2023	2022	Change	2023	2022	Change
Maroc Telecom	36 786	35 731	3,0%	11 726	8 987	30,5%	5 283	2 750	92,1%
Cosumar	10 233	10 433	-1,9%	1 375	1 294	6,2%	1 009	826	22,2%
SBM	2 922	2 910	0,4%	597	647	-7,8%	637	399	59,8%
Lesieur Cristal	5 934	6 897	-14,0%	74	463	-84,0%	3	206	-98,8%
Mutandis	2 442	2 329	4,9%	228	175	30,0%	113	100	13,2%
Dari Couspate	874	782	11,9%	44	12	MAD +32 Mn	35	20	77,3%
Outmés	2 625	2 196	19,5%	183	117	56,8%	64	61	4,9%
Unimer	1 394	1 368	1,9%	46	74	-37,9%	14	116	-87,9%
Attijariwafa bank	29 943	25 935	15,5%	13 771	11 615	18,6%	7 508	6 103	23,0%
Bank Of Africa	16 953	15 624	8,5%	5 395	4 697	14,9%	2 662	2 305	15,5%
BCP	22 795	20 608	10,6%	6 220	5 581	11,4%	3 475	2 749	26,4%
CFG Bank	657	500	31,4%	199	83	140,2%	166	44	MAD +122 Mn
Crédit du Maroc	2 927	2 569	13,9%	883	759	16,4%	503	404	24,4%
CIH Bank	4 468	3 518	27,0%	1 196	1 067	12,1%	710	669	6,2%
BMCI	3 438	3 054	12,6%	614	420	46,0%	171	229	-25,1%
SANLAM Maroc	6 153	5 955	3,3%	723	-205	MAD +927 Mn	559	-70	MAD +630 Mn
Wafa Assurance	12 724	11 639	9,3%	902	1 092	-17,4%	670	776	-13,6%
AtlantaSanad	5 112	5 465	-6,5%	552	731	-24,4%	438	414	5,7%
AFMA	259	244	6,2%	106	100	6,1%	60	59	1,0%
Agma Lahlou-Tazi	161	152	5,8%	89	82	8,0%	63	57	11,4%
TGCC	7 287	5 244	39,0%	581	405	43,5%	363	245	48,2%
Delta Holding	3 133	2 799	11,9%	315	312	0,9%	189	166	13,9%
SNEP	795	1 107	-28,3%	-11	153	MAD -164 Mn	-57	87	MAD -144 Mn
Sonasid	4 996	4 888	2,2%	117	163	-28,2%	65	86	-24,3%
Colorado	611	610	0,2%	65	60	8,5%	39	35	9,0%
Aluminium du Maroc	1 270	1 419	-10,5%	84	123	-31,4%	7	5	48,9%
Jet Contractors	2 276	1 800	26,5%	160	129	24,6%	73	27	170,4%
LafargeHolcim Maroc	8 212	7 985	2,8%	2 978	2 696	10,5%	1 548	1 392	11,2%
Ciments du Maroc	4 305	4 043	6,5%	1 428	1 327	7,6%	994	917	8,4%
Alliances	2 017	1 604	25,7%	410	321	27,8%	242	174	39,1%
RDS	421	543	-22,5%	-28	-26	MAD -2 Mn	-67	-61	MAD -6 Mn
Addoha	2 134	1 378	54,9%	144	127	13,5%	188	12	MAD +176 Mn
Taqa Morocco	13 191	13 604	-3,0%	2 708	2 913	-7,0%	1 037	1 303	-20,4%
TotalEnergies Marketing Maroc	16 933	19 719	-14,1%	419	730	-42,6%	50	488	-89,8%
Afrique Gaz	8 257	9 510	-13,2%	815	882	-7,6%	481	505	-4,6%
Label Vie	15 780	13 947	13,1%	794	752	5,7%	508	748	-32,2%
Auto Hall	4 912	4 831	1,7%	208	259	-19,7%	97	181	-46,4%
Auto Nejma	2 275	2 136	6,5%	265	284	-6,6%	158	189	-16,7%
Marsa Maroc	4 320	3 949	9,4%	1 555	1 363	14,1%	852	817	4,3%
Managem	7 508	9 645	-22,2%	1 002	1 970	-49,1%	514	1 614	-68,2%
CMT	592	592	0,0%	302	290	4,1%	163	205	-20,5%
SMI	1 066	798	33,6%	235	33	MAD +202 Mn	169	35	MAD +134 Mn
Disway	1 870	1 950	-4,1%	126	122	3,1%	66	86	-23,5%
Disty Technologies	541	497	8,9%	29	26	11,0%	19	4	MAD +15 Mn
HPS	1 117	981	13,9%	196	163	20,1%	100	117	-14,6%
Microdata	751	695	8,1%	90	104	-13,2%	57	43	34,3%
S2M	275	262	5,0%	35	25	40,0%	11	10	12,4%
Involys	37	40	-7,5%	2	5	-60,9%	1	0	MAD +1 Mn
M2M Group	79	62	27,0%	-10	-45	MAD +35 Mn	-22	-45	MAD +23 Mn
Maghrebail	332	441	-24,7%	228	211	8,0%	128	119	7,6%
Maroc Leasing	410	334	22,5%	181	154	18,0%	104	69	51,2%
Salafin	396	399	-0,8%	157	147	6,5%	91	86	5,6%
Eqdom	553	590	-6,2%	153	174	-12,4%	89	89	0,2%
Aradei Capital	583	486	20,0%	440	355	23,9%	272	227	19,6%
Akdital	1 907	1 035	84,3%	328	177	85,5%	175	88	99,3%
Sothema	2 486	2 302	8,0%	435	450	-3,2%	263	267	-1,4%
Ennaki Automobiles	2 304	1 833	25,7%	208	187	11,3%	130	137	-4,8%
Promopharm	806	705	14,3%	101	134	-24,9%	57	75	-24,4%
CTM	656	605	8,4%	53	6	MAD +47 Mn	63	35	80,0%
Maghreb Oxygène	291	291	-0,2%	4	17	-76,1%	10	15	-37,5%
Timar	625	665	-6,0%	41	30	34,7%	22	13	70,6%
Batima	52	49	4,6%	10	9	4,8%	9	18	-51,9%
Med Paper	118	142	-16,8%	11	14	-21,0%	6	7	-23,3%
Afric Industries	43	40	8,1%	7	9	-17,4%	4	6	-28,0%
Immoyent Invest	72	67	7,7%	49	48	2,4%	43	16	170,6%
Fenie Brossette	603	569	6,0%	21	19	8,0%	7	21	-64,9%
SRM	313	360	-13,0%	-1	6	MAD -7 Mn	-9	3	MAD -11 Mn
Zellidja	603	569	6,0%	15	15	1,1%	-1	8	MAD -9 Mn
Rebab Company	0	0	0,0%	0	0	MAD +0 Mn	0	0	MAD +0 Mn
Stroc Industrie	87	77	13,0%	-22	1	MAD -23 Mn	-40	-15	MAD -25 Mn
IB Maroc.com	NC	NC	-	NC	NC	-	NC	NC	-
Stokvis Nord Afrique	150	222	-32,4%	-84	-46	MAD -39 Mn	-128	-184	MAD +55 Mn
Risma	1 175	1 037	13,4%	250	204	22,4%	244	152	60,4%
DLM	NC	NC	-	NC	NC	-	NC	NC	-





# CASABLANCA CLOSING

## EQUITY

### 2023 DIVIDENDS

Stock	DPS 2023	DPS 2022	Change	GM Date	Ex-Dividend Date	Date of payment
Addoha	0	0	-	25/06/2024		
AFMA	55	55	0,0%	11/06/2024		
Afric Industries	20	20	0,0%	11/06/2024	16/07/2024	25/07/2024
Afriquia Gaz	140	140	0,0%	21/03/2024	02/04/2024	16/04/2024
Agma	275	255	7,8%	29/05/2024	16/07/2024	25/07/2024
Akdital	6,00	3,25	84,6%	13/06/2024	31/07/2024	09/08/2024
Alliances	3,0	-	-	10/06/2024	11/07/2024	22/07/2024
Aluminium du Maroc	90	70	28,6%	25/06/2024	01/08/2024	09/08/2024
Aradei Capital	5,88	19,19	6,7%	28/06/2024	18/07/2024	29/07/2024
	14,59 [Extraordinay DPS]					
AtlantaSanad	5,7	5,5	3,6%	21/05/2024		20/06/2024
Attijariwafa bank	16,5	15,5	6,5%	11/06/2024	10/07/2024	19/07/2024
Auto Hall	2,0	3,5	-42,9%	29/05/2024	20/06/2024	01/07/2024
Auto Nejma	94	110	45,3%	08/04/2024	23/05/2024	03/06/2024
	15 [Extraordinay DPS]					
Balima	5,5	5,5	0,0%	24/06/2024	16/07/2024	25/07/2024
BCP	10,0	9,0	11,1%	28/06/2024	19/07/2024	31/07/2024
Bank of Africa	4	4	0,0%	25/06/2024	17/07/2024	26/07/2024
BMCI	18	18	0,0%	28/06/2024	17/07/2024	26/07/2024
Cartier Saada	0	0	-			
Crédit du Maroc	34,2	27,0	26,7%	13/06/2024	09/07/2024	18/07/2024
CFG Bank	3,3	-	-	30/05/2024	11/06/2024	24/06/2024
CIH Bank	14	14	0,0%	13/06/2024	09/07/2024	18/07/2024
Cimar	60,0	60,0	16,7%	29/05/2024	02/07/2024	15/07/2024
	10 [Extraordinay DPS]					
CMT	0	60	-			
Colorado	2,25	2,0	12,5%	15/05/2024	06/06/2024	20/06/2024
Cosumar	7,0	7,0	0,0%	06/06/2024	11/07/2024	22/07/2024
	3 [Extraordinay DPS]					
CTM	15,0	25,0	-40,0%	10/06/2024	10/09/2024	23/09/2024
Dari Couspate	120	85	41,2%	28/06/2024	18/07/2024	29/07/2024
Delta Holding	1,5	1,4	7,1%	16/05/2024	10/07/2024	19/07/2024
Disty Technologies	15	10	50,0%	06/06/2024	09/07/2024	18/07/2024
Disway	35	35	0,0%	17/05/2024	25/06/2024	04/07/2024
Delattre Levivier Maroc	0	0	-			
Ennaki Automobiles	2,14	1,89	13,2%	19/04/2024	10/07/2024	19/07/2024
Eqdom	55,0	55,0	0,0%	30/05/2024	20/06/2024	01/07/2024
Fenie Brossette	0	0	-	25/06/2024		
HPS	6,8	6,0	13,3%	26/06/2024	17/07/2024	26/07/2024
IB Maroc	0	0	-			
Immorente	1,0	1,0	4,0%	04/04/2024	22/04/2024	30/04/2024
	2,2	2,0	-		11/06/2024	24/06/2024
	1,0	1,0	-			
	1,0	1,0	-			
Involys	0	0	-	28/06/2024		
Jet Contractors	7,0	0,0	-	30/05/2024	09/07/2024	18/07/2024
Label Vie	96,75	86,38	12,0%	03/06/2024	20/06/2024	01/07/2024
LafargeHolcim Maroc	66	66	0,0%	23/05/2024	06/06/2024	20/06/2024
Lesieur Cristal	2,0	4,5	-55,6%	15/05/2024	26/06/2024	05/07/2024
M2M Group	0	0	-	26/06/2024		
Maghreb Oxygène	4,0	4,0	0,0%	21/03/2024	03/04/2024	16/04/2024
Maghrébaïl	50	50	0,0%	29/05/2024	06/08/2024	15/08/2024
Managem	30	30	0,0%	06/06/2024	20/06/2024	01/07/2024
Maroc Leasing	14	14	0,0%	10/05/2024		27/09/2024
Maroc Telecom	4,20	2,19	91,8%	28/03/2024	03/09/2024	12/09/2024
Marsa Maroc	8,5	8,0	6,3%	25/06/2024	24/07/2024	07/08/2024
Med Paper	0	0	-	27/06/2024		
Microdata	34	25	36,0%	26/06/2024	15/07/2024	24/07/2024
Mutandis	10,5	8,5	23,5%	03/04/2024	27/06/2024	10/07/2024
TGCC	7,5	6,0	25,0%	07/06/2024	12/07/2024	23/07/2024
Oulmés	22,0	16,5	33,3%	14/05/2024	26/06/2024	05/07/2024
Promopharm	0	40	-	20/06/2024		
RDS	0	0	-	05/06/2024		
Rebab Company	0	0	-	24/06/2024		
Risma	6,00	0	-	20/06/2024	18/07/2024	29/07/2024
S2M	0	0	-	27/06/2024		
SANLAM Maroc	77	36	113,9%	06/06/2024	22/08/2024	30/08/2024
Salafin	14,25	13,50	5,6%	14/05/2024	27/05/2024	05/06/2024
	14,25 [Extraordinay DPS]	13,50 [Extraordinay DPS]				
SBM	160,0	145,5	-	07/05/2024	06/06/2024	20/06/2024
SMI	80	0	-	06/06/2024	20/06/2024	01/07/2024
SNEP	0	16	-	26/06/2024		
Sonasid	21	30	-30,0%	14/06/2024	12/07/2024	23/07/2024
Sothema	17	25	-32,0%	22/05/2024	21/06/2024	02/07/2024
SRM	0	0	-	14/06/2024		
Stokvis	0	0	-	10/05/2024		
Stroc Industrie	0	0	-	28/06/2024		
Taqá Morocco	35	35	0,0%	23/05/2024	20/06/2024	28/06/2024
Timar	0	0	-	28/05/2024		
TotalEnergies Marketing Maroc	56	56	-	06/06/2024	19/06/2024	27/06/2024
Unimer	1,0	1,0	-	27/06/2024	09/09/2024	20/09/2024

#### Attijari Global Research

Mahat Zerhouni  
+212 529 03 68 16  
m.zerhouni@attijari.ma

#### Attijari Intermédiation

Anis Hares  
+212 529 03 68 34

Alae Yahya  
+212 529 03 68 15

Sofia Mohcine  
+212 522 49 59 52

Mehdi Benchekroun  
+212 529 03 68 14



Attijari  
Global Research