

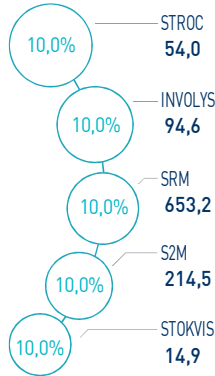
CASABLANCA CLOSING EQUITY

MARKET INSIGHT

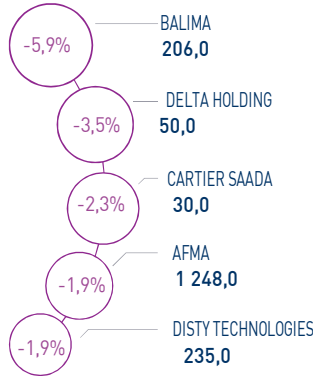
| | | | |
|----------------------------|----------------------------|----------------------------|-----------------------------|
| MASI 13 914 pts | MSI20 1 128 pts | CAPI 723 MAD Bn | VOLUME 63 MAD Mn |
| ↑ Daily 0,14% | ↑ Daily 0,10% | ↑ High 726 | MC 63 |
| ↑ YTD 15,06% | ↑ YTD 13,96% | ↓ Low 628 | MB - |

THE DAY IN REVIEW

TOP PERFORMERS



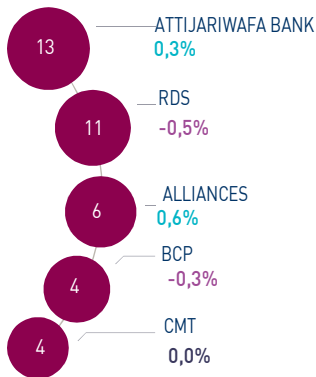
BOTTOM PERFORMERS



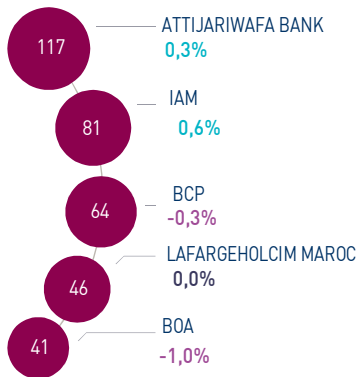
At the end of the first trading session of the week, the MASI index recorded an increase of +0.14% at 13,914 points. In this context, the annual performance stood at +15.06%.

Stroc Industrie topped the highest increase recording a gain of +10.0%. In the opposite, Balima dropped by -5.9%, i.e. the strongest decline of this trading session.

MOST ACTIVE (MAD Mn)



LARGEST CAP (MAD Bn)



Volume traded on the central market reached MAD 63 Mn.

This was mainly driven by Attijariwafa bank and RDS which monopolized almost 38% of the total flow.

Attijari Global Research

Mahat Zerhouni
+212 529 03 68 16
m.zerhouni@attijari.ma

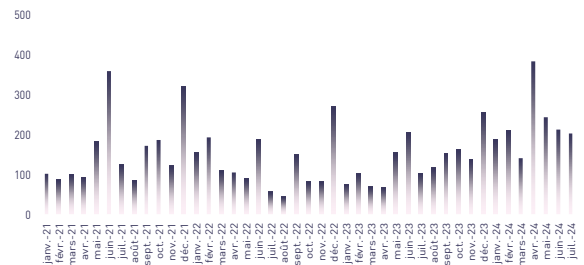
Attijari Intermédiation

Anis Hares
+212 529 03 68 34
Alae Yahya
+212 529 03 68 15
Sofia Mohcine
+212 529 03 68 21
Mehdi Benckroun
+212 529 03 68 14

MASI INDEX EVOLUTION (pts)



ADV- MONTHLY BASIS VOLUME (MAD Mn)



KEY ECONOMIC RELEASES/EVENTS OVER THE WEEK

| Aug. 17th | 2024

In July 2024, the Consumer Prices Index fell by 0.2% compared to June 2024. Year-on-year, the inflation rate stands at 1.3% in July 2024.

| Aug. 16th | 2024

In H1 2024, AtlantaSanad's revenue remained stable (+0.3%) to MAD 3,09€ Mn.

| Aug. 16th | 2024

At the end of July 2024, treasury ordinary revenues rose by 8.7% to MAD 198.1 Bn. Meanwhile, overall expenses reached MAD 238.2 Bn, up 12.6%.

| Aug. 15th | 2024

Colorado's revenue stood at MAD 281.7 Mn at the end of June 2024, recording a decrease of 5.1% y-o-y.



Attijari Global Research



CASABLANCA CLOSING

EQUITY

DAILY STOCK ON AUGUST 19th, 2024

| 19/08/2024 | Close | Day | YTD | Max 2024 | Min 2024 | Quantity | P/E 23R | P/B 23R | D/Y 23R |
|----------------------|-----------------|--------------|---------------|-----------------|-----------------|----------|-------------|------------|-------------|
| Addoha | 30,69 | 1,32% | 114,17% | 37,50 | 14,83 | 129 872 | N.S | 1,4 | 0,0% |
| AFMA | 1 248,0 | -1,89% | 4,00% | 1 279,0 | 1 183,0 | 2 | 20,8 | 24,6 | 4,4% |
| Afric Industries | 308,2 | -1,53% | -7,99% | 346,8 | 302,0 | 171 | 20,2 | 2,0 | 6,5% |
| Afriqueia Gaz | 4 000,0 | 0,00% | 0,00% | 4 300,0 | 3 850,0 | 0 | 28,6 | 4,6 | 3,5% |
| Agma | 6 767,0 | 0,00% | 6,07% | 7 500,0 | 6 289,0 | 0 | 21,4 | 10,0 | 4,1% |
| Akdital | 921,0 | 0,11% | 85,69% | 942,0 | 496,1 | 1 884 | N.S | 9,4 | 0,7% |
| Alliances | 250,00 | 0,60% | 116,45% | 280,00 | 123,50 | 24 303 | 22,8 | 1,6 | 1,2% |
| Aluminium du Maroc | 1 445,0 | 0,00% | 5,55% | 1 579,0 | 1 320,0 | 10 | N.S | 2,7 | 6,2% |
| Aradei Capital | 505,0 | -0,39% | 13,48% | 552,0 | 441,0 | 532 | 20,9 | 1,3 | 4,1% |
| AtlantaSanad | 130,0 | 0,00% | 2,36% | 152,0 | 121,0 | 2 796 | 1,2 | 0,2 | 4,4% |
| Attijariwafa bank | 543,2 | 0,33% | 18,09% | 555,0 | 462,5 | 23 110 | 15,6 | 2,0 | 3,0% |
| Auto Hall | 67,10 | -0,59% | -0,96% | 81,50 | 63,00 | 1 148 | 34,8 | 2,1 | 3,0% |
| Auto Nejma | 2 068,0 | 0,00% | -16,28% | 2 470,0 | 1 945,0 | 0 | 13,4 | 1,8 | 4,5% |
| Balima | 206,0 | -5,94% | 11,35% | 235,2 | 185,0 | 576 | 40,4 | 2,9 | 2,7% |
| BCP | 315,1 | -0,27% | 14,56% | 315,9 | 275,0 | 13 875 | 18,4 | 1,7 | 3,2% |
| BoA | 194,0 | -1,02% | 8,08% | 205,5 | 180,0 | 871 | 15,5 | 1,5 | 2,1% |
| BMCI | 638,9 | 1,41% | 18,31% | 643,6 | 548,8 | 2 170 | N.S | 1,2 | 2,8% |
| Cartier Saada | 30,00 | -2,34% | 36,36% | 34,23 | 21,82 | 912 | N.S | 1,1 | 0,0% |
| CFG Bank | 173,0 | -0,57% | 22,26% | 179,0 | 146,0 | 780 | 36,5 | 3,6 | 1,9% |
| CIH Bank | 406,0 | 0,63% | 15,49% | 408,0 | 333,0 | 630 | 17,4 | 1,8 | 3,4% |
| Cimar | 1 840,0 | 0,00% | 9,52% | 1 880,0 | 1 677,0 | 13 | 26,7 | 7,7 | 3,8% |
| CMT | 1 700,0 | 0,00% | 55,96% | 1 700,0 | 988,0 | 2 518 | 17,5 | 3,8 | 0,0% |
| Colorado | 51,50 | 1,98% | 10,75% | 56,97 | 44,17 | 206 | 21,5 | 2,5 | 4,4% |
| Cosumar | 188,9 | 0,00% | -3,13% | 201,4 | 186,0 | 1 209 | 17,7 | 3,0 | 5,3% |
| Crédit du Maroc | 930,0 | 0,00% | 16,69% | 950,0 | 797,0 | 0 | 20,1 | 1,6 | 3,7% |
| CTM | 660,0 | -1,80% | 15,77% | 695,0 | 570,1 | 370 | 12,8 | 2,5 | 2,3% |
| Dari Couspate | 3 465,0 | 0,00% | 8,28% | 3 808,0 | 3 200,0 | 51 | 29,3 | 3,0 | 3,5% |
| Delattre Levivier | 40,00 | 0,00% | 0,00% | 40,00 | 40,00 | 0 | N.S | N.S | 0,0% |
| Delta Holding | 50,00 | -3,46% | 40,85% | 53,45 | 36,00 | 11 875 | 23,2 | 1,9 | 3,0% |
| Diac Salaf | 26,25 | 0,00% | 0,00% | 26,25 | 26,25 | 0 | N.S | N.S | 0,0% |
| Disty Technologies | 235,0 | -1,86% | 22,78% | 268,2 | 187,0 | 238 | 12,5 | 1,4 | 6,4% |
| Disway | 688,0 | 0,00% | 5,85% | 734,0 | 665,0 | 5 | 19,8 | 1,9 | 5,1% |
| Ennaki | 32,00 | 0,47% | 3,23% | 37,40 | 31,14 | 2 721 | 7,4 | 1,3 | 6,7% |
| Eqdom | 1 138,0 | 0,00% | 15,28% | 1 240,0 | 990,0 | 0 | 21,3 | 1,3 | 4,8% |
| Fenie Brossette | 119,60 | 6,88% | 26,80% | 122,00 | 85,10 | 6 819 | 23,9 | 1,3 | 0,0% |
| HPS | 530,0 | -0,93% | -14,79% | 624,6 | 495,5 | 1 148 | 39,3 | 5,5 | 1,3% |
| IAM | 92,1 | 0,64% | -7,89% | 105,3 | 87,3 | 23 205 | 15,3 | 4,7 | 4,6% |
| IB Maroc | 30,90 | 3,00% | 49,28% | 38,00 | 20,11 | 153 | N.S | N.S | 0,0% |
| Immorrente | 93,0 | 1,14% | -0,05% | 96,7 | 91,0 | 1 042 | 19,6 | 1,0 | 5,6% |
| Involys | 94,6 | 9,99% | 7,49% | 94,9 | 83,0 | 2 435 | N.S | 0,4 | 0,0% |
| Jet Contractors | 634,0 | 0,63% | 148,63% | 637,0 | 255,0 | 1 080 | 26,3 | 1,8 | 1,1% |
| Label Vie | 4 600,0 | 2,22% | 9,52% | 4 750,0 | 4 118,0 | 75 | 26,2 | 4,3 | 2,1% |
| LafargeHolcim Maroc | 1 971,0 | 0,00% | 2,66% | 2 074,0 | 1 795,0 | 0 | 29,8 | 4,1 | 3,3% |
| Lesieur Cristal | 274,0 | -0,71% | 1,48% | 300,0 | 256,2 | 1 258 | N.S | 4,3 | 0,7% |
| M2M Group | 448,2 | 0,00% | -27,59% | 619,0 | 423,5 | 1 | N.S | 2,7 | 0,0% |
| Maghreb Oxygène | 224,0 | 0,00% | -2,61% | 233,0 | 195,0 | 0 | 19,1 | 0,6 | 1,8% |
| Maghrébail | 968,0 | 0,00% | 6,37% | 999,0 | 909,0 | 0 | 10,5 | 1,2 | 5,2% |
| Managem | 2 703,0 | -0,99% | 53,58% | 2 760,0 | 1 730,0 | 198 | N.S | 3,5 | 1,1% |
| Maroc Leasing | 415,0 | 0,00% | 15,28% | 415,0 | 356,0 | 0 | 11,1 | 1,1 | 3,4% |
| Marsa Maroc | 371,2 | -0,76% | 33,51% | 385,0 | 270,0 | 1 730 | 32,0 | 10,8 | 2,3% |
| Med Paper | 24,19 | 9,95% | 18,06% | 24,19 | 18,50 | 82 701 | 20,3 | 4,4 | 0,0% |
| Microdata | 630,0 | 0,00% | 5,00% | 695,0 | 600,0 | 20 | 18,5 | 5,8 | 5,4% |
| Mutandis | 262,0 | -0,38% | 4,80% | 276,0 | 248,0 | 557 | 21,5 | 2,4 | 4,0% |
| Oulmès | 1 400,0 | 0,00% | 3,78% | 1 449,0 | 1 261,0 | 0 | 43,4 | 3,9 | 1,6% |
| Promopharm | 1 060,0 | 5,05% | 6,00% | 1 060,0 | 900,0 | 83 | 18,6 | 2,2 | 0,0% |
| Rebab | 69,90 | 0,00% | -16,60% | 83,81 | 66,00 | 249 | N.S | 0,5 | 0,0% |
| RDS | 84,06 | -0,52% | 287,37% | 100,00 | 22,48 | 133 739 | N.S | 0,5 | 0,0% |
| Risma | 238,5 | 0,34% | 15,22% | 264,1 | 190,0 | 499 | 14,0 | 2,6 | 2,5% |
| S2M | 214,5 | 9,97% | 19,14% | 214,5 | 155,6 | 1 705 | 16,0 | 2,8 | 0,0% |
| Sanlam Maroc | 2 027,0 | -0,05% | 56,04% | 2 090,0 | 1 132,0 | 1 | 14,9 | 1,5 | 3,8% |
| Salafin | 567,0 | 0,00% | 9,04% | 630,0 | 480,8 | 0 | 19,6 | 2,1 | 5,0% |
| Samir | 127,8 | 0,00% | 0,00% | 127,8 | 127,8 | 0 | N.S | N.S | 0,0% |
| SBM | 2 599,0 | 0,00% | 15,15% | 2 893,0 | 2 200,0 | 0 | 11,5 | 4,2 | 6,2% |
| SMI | 2 232,0 | -0,13% | 68,71% | 2 422,0 | 1 311,0 | 25 | 21,7 | 2,7 | 3,6% |
| SNEP | 509,5 | 1,29% | 3,98% | 650,0 | 477,0 | 1 026 | N.S | 1,7 | 0,0% |
| Sonasis | 873,9 | -0,13% | 32,41% | 921,1 | 664,1 | 124 | N.S | 1,9 | 2,4% |
| Sothema | 970,0 | 2,65% | 2,00% | 1 051,0 | 931,0 | 9 | 26,6 | 4,7 | 1,8% |
| SRM | 653,2 | 9,98% | 445,24% | 653,2 | 93,5 | 4 119 | N.S | 1,3 | 0,0% |
| Stokvis Nord Afrique | 14,89 | 9,97% | 36,61% | 14,89 | 10,23 | 1 754 | N.S | N.S | 0,0% |
| Stroc Industrie | 54,02 | 10,00% | 88,09% | 54,02 | 25,50 | 8 755 | N.S | N.S | 0,0% |
| TAQA Morocco | 1 325,0 | 2,71% | 20,45% | 1 450,0 | 1 100,0 | 654 | 30,1 | 4,9 | 2,6% |
| TGCC | 350,0 | 0,30% | 88,17% | 355,0 | 188,0 | 2 037 | 30,5 | 7,5 | 2,1% |
| TotalEnergies Maroc | 1 450,0 | 0,00% | 25,00% | 1 463,0 | 1 170,0 | 60 | N.S | 5,6 | 3,9% |
| UNIMER | 176,9 | 0,00% | -0,06% | 178,0 | 167,4 | 0 | N.S | 1,8 | 0,6% |
| Wafa Assurance | 4 150,0 | 0,00% | 3,75% | 4 428,0 | 3 863,0 | 0 | 21,7 | 1,8 | 3,4% |
| Zellidja | 80,0 | 0,00% | 13,96% | 85,0 | 70,2 | 0 | N.S | 0,9 | 0,0% |
| MASI | 13 914,3 | 0,14% | 15,06% | 14 001,1 | 12 141,7 | - | 18,2 | 3,7 | 3,0% |

Multiples reflect 2023 results reported to the current stock market capitalization



Attijari
Global Research

CASABLANCA CLOSING EQUITY

FY 2023 FINANCIAL FIGURES

| | Turnover | | | EBIT | | | Net Income (Group Share) | | |
|-------------------------------|----------|--------|--------|--------|--------|-------------|--------------------------|-------|-------------|
| | MAD Mn | 2023 | 2022 | Change | 2023 | 2022 | Change | 2023 | 2022 |
| Maroc Telecom | 36 786 | 35 731 | 3,0% | 11 726 | 8 987 | 30,5% | 5 283 | 2 750 | 92,1% |
| Cosumar | 10 233 | 10 433 | -1,9% | 1 375 | 1 294 | 6,2% | 1 009 | 826 | 22,2% |
| SBM | 2 922 | 2 910 | 0,4% | 597 | 647 | -7,8% | 637 | 399 | 59,8% |
| Lesieur Cristal | 5 934 | 6 897 | -14,0% | 74 | 463 | -84,0% | 3 | 206 | -98,8% |
| Mutandis | 2 442 | 2 329 | 4,9% | 228 | 175 | 30,0% | 113 | 100 | 13,2% |
| Dari Couspate | 874 | 782 | 11,9% | 44 | 12 | MAD +32 Mn | 35 | 20 | 77,3% |
| Oulmes | 2 625 | 2 196 | 19,5% | 183 | 117 | 56,8% | 64 | 61 | 4,9% |
| Unimer | 1 394 | 1 368 | 1,9% | 46 | 74 | -37,9% | 14 | 116 | -87,9% |
| Attijariwafa bank | 29 943 | 25 935 | 15,5% | 13 771 | 11 615 | 18,6% | 7 508 | 6 103 | 23,0% |
| Bank Of Africa | 16 953 | 15 624 | 8,5% | 5 395 | 4 697 | 14,9% | 2 662 | 2 305 | 15,5% |
| BCP | 22 795 | 20 608 | 10,6% | 6 220 | 5 581 | 11,4% | 3 475 | 2 749 | 26,4% |
| CFG Bank | 657 | 500 | 31,4% | 199 | 83 | 140,2% | 166 | 44 | MAD +122 Mn |
| Crédit du Maroc | 2 927 | 2 569 | 13,9% | 883 | 759 | 16,4% | 503 | 404 | 24,4% |
| CIH Bank | 4 468 | 3 518 | 27,0% | 1 196 | 1 067 | 12,1% | 710 | 669 | 6,2% |
| BMCI | 3 438 | 3 054 | 12,6% | 614 | 420 | 46,0% | 171 | 229 | -25,1% |
| SANLAM Maroc | 6 153 | 5 955 | 3,3% | 723 | -205 | MAD +927 Mn | 559 | -70 | MAD +630 Mn |
| Wafa Assurance | 12 724 | 11 639 | 9,3% | 902 | 1 092 | -17,4% | 670 | 776 | -13,6% |
| AtlantaSanad | 5 112 | 5 465 | -6,5% | 552 | 731 | -24,4% | 438 | 414 | 5,7% |
| AFMA | 259 | 244 | 6,2% | 106 | 100 | 6,1% | 60 | 59 | 1,0% |
| Agma Lahlou-Tazi | 161 | 152 | 5,8% | 89 | 82 | 8,0% | 63 | 57 | 11,4% |
| TGCC | 7 287 | 5 244 | 39,0% | 581 | 405 | 43,5% | 363 | 245 | 48,2% |
| Delta Holding | 3 133 | 2 799 | 11,9% | 315 | 312 | 0,9% | 189 | 166 | 13,9% |
| SNEP | 795 | 1 107 | -28,3% | -11 | 153 | MAD -164 Mn | -57 | 87 | MAD -144 Mn |
| Sonasid | 4 996 | 4 888 | 2,2% | 117 | 163 | -28,2% | 65 | 86 | -24,3% |
| Colorado | 611 | 610 | 0,2% | 65 | 60 | 8,5% | 39 | 35 | 9,0% |
| Aluminium du Maroc | 1 270 | 1 419 | -10,5% | 84 | 123 | -31,4% | 7 | 5 | 48,9% |
| Jet Contractors | 2 276 | 1 800 | 26,5% | 160 | 129 | 24,6% | 73 | 27 | 170,4% |
| LafargeHolcim Maroc | 8 212 | 7 985 | 2,8% | 2 978 | 2 696 | 10,5% | 1 548 | 1 392 | 11,2% |
| Ciments du Maroc | 4 305 | 4 043 | 6,5% | 1 428 | 1 327 | 7,6% | 994 | 917 | 8,4% |
| Alliances | 2 017 | 1 604 | 25,7% | 410 | 321 | 27,8% | 242 | 174 | 39,1% |
| RDS | 421 | 543 | -22,5% | -28 | -26 | MAD -2 Mn | -67 | -61 | MAD -6 Mn |
| Addoha | 2 134 | 1 378 | 54,9% | 144 | 127 | 13,5% | 188 | 12 | MAD +176 Mn |
| Taqa Morocco | 13 191 | 13 604 | -3,0% | 2 708 | 2 913 | -7,0% | 1 037 | 1 303 | -20,4% |
| TotalEnergies Marketing Maroc | 16 933 | 19 719 | -14,1% | 419 | 730 | -42,6% | 50 | 488 | -89,8% |
| Afriquia Gaz | 8 257 | 9 510 | -13,2% | 815 | 882 | -7,6% | 481 | 505 | -4,6% |
| Label Vie | 15 780 | 13 947 | 13,1% | 794 | 752 | 5,7% | 508 | 748 | -32,2% |
| Auto Hall | 4 912 | 4 831 | 1,7% | 208 | 259 | -19,7% | 97 | 181 | -46,4% |
| Auto Nejma | 2 275 | 2 136 | 6,5% | 265 | 284 | -6,6% | 158 | 189 | -16,7% |
| Marsa Maroc | 4 320 | 3 949 | 9,4% | 1 555 | 1 363 | 14,1% | 852 | 817 | 4,3% |
| Managem | 7 508 | 9 645 | -22,2% | 1 002 | 1 970 | -49,1% | 514 | 1 614 | -68,2% |
| CMT | 592 | 592 | 0,0% | 302 | 290 | 4,1% | 163 | 205 | -20,5% |
| SMI | 1 066 | 798 | 33,6% | 235 | 33 | MAD +202 Mn | 169 | 35 | MAD +134 Mn |
| Disway | 1 870 | 1 950 | -4,1% | 126 | 122 | 3,1% | 66 | 86 | -23,5% |
| Disty Technologies | 541 | 497 | 8,9% | 29 | 26 | 11,0% | 19 | 4 | MAD +15 Mn |
| HPS | 1 117 | 981 | 13,9% | 196 | 163 | 20,1% | 100 | 117 | -14,6% |
| Microdata | 751 | 695 | 8,1% | 90 | 104 | -13,2% | 57 | 43 | 34,3% |
| S2M | 275 | 262 | 5,0% | 35 | 25 | 40,0% | 11 | 10 | 12,4% |
| Involys | 37 | 40 | -7,5% | 2 | 5 | -60,9% | 1 | 0 | MAD +1 Mn |
| M2M Group | 79 | 62 | 27,0% | -10 | -45 | MAD +35 Mn | -22 | -45 | MAD +23 Mn |
| Maghrebail | 332 | 441 | -24,7% | 228 | 211 | 8,0% | 128 | 119 | 7,6% |
| Maroc Leasing | 410 | 334 | 22,5% | 181 | 154 | 18,0% | 104 | 69 | 51,2% |
| Salafin | 396 | 399 | -0,8% | 157 | 147 | 6,5% | 91 | 86 | 5,6% |
| Eqdom | 553 | 590 | -6,2% | 153 | 174 | -12,4% | 89 | 89 | 0,2% |
| Aradei Capital | 583 | 486 | 20,0% | 440 | 355 | 23,9% | 272 | 227 | 19,6% |
| Akdital | 1 907 | 1 035 | 84,3% | 328 | 177 | 85,5% | 175 | 88 | 99,3% |
| Sothema | 2 486 | 2 302 | 8,0% | 435 | 450 | -3,2% | 263 | 267 | -1,4% |
| Ennaki Automobiles | 2 304 | 1 833 | 25,7% | 208 | 187 | 11,3% | 130 | 137 | -4,8% |
| Promopharm | 806 | 705 | 14,3% | 101 | 134 | -24,9% | 57 | 75 | -24,4% |
| CTM | 656 | 605 | 8,4% | 53 | 6 | MAD +47 Mn | 63 | 35 | 80,0% |
| Maghreb Oxygène | 291 | 291 | -0,2% | 4 | 17 | -76,1% | 10 | 15 | -37,5% |
| Timar | 625 | 665 | -6,0% | 41 | 30 | 34,7% | 22 | 13 | 70,6% |
| Balima | 52 | 49 | 4,6% | 10 | 9 | 4,8% | 9 | 18 | -51,9% |
| Med Paper | 118 | 142 | -16,8% | 11 | 14 | -21,0% | 6 | 7 | -23,3% |
| Afric Industries | 43 | 40 | 8,1% | 7 | 9 | -17,4% | 4 | 6 | -28,0% |
| Immorente Invest | 72 | 67 | 7,7% | 49 | 48 | 2,4% | 43 | 16 | 170,6% |
| Fenie Brossette | 603 | 569 | 6,0% | 21 | 19 | 8,0% | 7 | 21 | -64,9% |
| SRM | 313 | 360 | -13,0% | -1 | 6 | MAD -7 Mn | -9 | 3 | MAD -11 Mn |
| Zettidja | 603 | 569 | 6,0% | 15 | 15 | 1,1% | -1 | 8 | MAD -9 Mn |
| Rebab Company | 0 | 0 | 0,0% | 0 | 0 | MAD +0 Mn | 0 | 0 | MAD +0 Mn |
| Stroc Industrie | 87 | 77 | 13,0% | -22 | 1 | MAD -23 Mn | -40 | -15 | MAD -25 Mn |
| IB Maroc.com | NC | NC | - | NC | NC | - | NC | NC | - |
| Stokvis Nord Afrique | 150 | 222 | -32,4% | -84 | -46 | MAD -39 Mn | -128 | -184 | MAD +55 Mn |
| Risma | 1 175 | 1 037 | 13,4% | 250 | 204 | 22,4% | 244 | 152 | 60,4% |
| DLM | NC | NC | - | NC | NC | - | NC | NC | - |



CASABLANCA CLOSING

EQUITY

2023 DIVIDENDS

| Stock | DPS 2023 | DPS 2022 | Change | GM Date | Ex-Dividend Date | Date of payment |
|-------------------------------|---------------------------|---------------------------|--------|------------|------------------|-----------------|
| Addoha | 0 | 0 | - | 25/06/2024 | | |
| AFMA | 55 | 55 | 0,0% | 11/06/2024 | | |
| Africa Industries | 20 | 20 | 0,0% | 11/06/2024 | 16/07/2024 | 25/07/2024 |
| Afrikaia Gaz | 140 | 140 | 0,0% | 21/03/2024 | 02/04/2024 | 16/04/2024 |
| Agma | 275 | 255 | 7,8% | 29/05/2024 | 16/07/2024 | 25/07/2024 |
| Akdital | 6,00 | 3,25 | 84,6% | 13/06/2024 | 31/07/2024 | 09/08/2024 |
| Alliances | 3,0 | - | - | 10/06/2024 | 11/07/2024 | 22/07/2024 |
| Aluminium du Maroc | 90 | 70 | 28,6% | 25/06/2024 | 01/08/2024 | 09/08/2024 |
| Aradei Capital | 5,88 | 19,19 | 6,7% | 28/06/2024 | 18/07/2024 | 29/07/2024 |
| | 14,59 [Extraordinary DPS] | | | | | |
| AtlantaSanad | 5,7 | 5,5 | 3,6% | 21/05/2024 | | 20/06/2024 |
| Attijariwafa bank | 16,5 | 15,5 | 6,5% | 11/06/2024 | 10/07/2024 | 19/07/2024 |
| Auto Hall | 2,0 | 3,5 | -42,9% | 29/05/2024 | 20/06/2024 | 01/07/2024 |
| Auto Nejma | 94 | 110 | 45,3% | 08/04/2024 | 23/05/2024 | 03/06/2024 |
| | | 15 [Extraordinary DPS] | | | | |
| Balima | 5,5 | 5,5 | 0,0% | 24/06/2024 | 16/07/2024 | 25/07/2024 |
| BCP | 10,0 | 9,0 | 11,1% | 28/06/2024 | 19/07/2024 | 31/07/2024 |
| Bank of Africa | 4 | 4 | 0,0% | 25/06/2024 | 17/07/2024 | 26/07/2024 |
| BMCI | 18 | 18 | 0,0% | 28/06/2024 | 17/07/2024 | 26/07/2024 |
| Cartier Saada | 0 | 0 | - | | | |
| Crédit du Maroc | 34,2 | 27,0 | 26,7% | 13/06/2024 | 09/07/2024 | 18/07/2024 |
| CFG Bank | 3,3 | - | - | 30/05/2024 | 11/06/2024 | 24/06/2024 |
| CIH Bank | 14 | 14 | 0,0% | 13/06/2024 | 09/07/2024 | 18/07/2024 |
| Cimar | 60,0 | 60,0 | 16,7% | 29/05/2024 | 02/07/2024 | 15/07/2024 |
| | 10 [Extraordinary DPS] | | | | | |
| CMT | 0 | 60 | - | | | |
| Colorado | 2,25 | 2,0 | 12,5% | 15/05/2024 | 06/06/2024 | 20/06/2024 |
| Cosumar | 7,0 | 7,0 | 0,0% | 06/06/2024 | 11/07/2024 | 22/07/2024 |
| | 3 [Extraordinary DPS] | | | | | |
| CTM | 15,0 | 25,0 | -40,0% | 10/06/2024 | 10/09/2024 | 23/09/2024 |
| Dari Couspate | 120 | 85 | 41,2% | 28/06/2024 | 18/07/2024 | 29/07/2024 |
| Delta Holding | 1,5 | 1,4 | 7,1% | 16/05/2024 | 10/07/2024 | 19/07/2024 |
| Disty Technologies | 15 | 10 | 50,0% | 06/06/2024 | 09/07/2024 | 18/07/2024 |
| Disway | 35 | 35 | 0,0% | 17/05/2024 | 25/06/2024 | 04/07/2024 |
| Delattre Levivier Maroc | 0 | 0 | - | | | |
| Ennaki Automobiles | 2,14 | 1,89 | 13,2% | 19/04/2024 | 10/07/2024 | 19/07/2024 |
| Eqdom | 55,0 | 55,0 | 0,0% | 30/05/2024 | 20/06/2024 | 01/07/2024 |
| Fenie Brossette | 0 | 0 | - | 25/06/2024 | | |
| HPS | 6,8 | 6,0 | 13,3% | 26/06/2024 | 17/07/2024 | 26/07/2024 |
| IB Maroc | 0 | 0 | - | | | |
| Immorente | 1,0 | 1,0 | 4,0% | 04/04/2024 | 22/04/2024 | 30/04/2024 |
| | 2,2 | 2,0 | | | 11/06/2024 | 24/06/2024 |
| | 1,0 | 1,0 | | | | |
| | 1,0 | 1,0 | | | | |
| Involys | 0 | 0 | - | 28/06/2024 | | |
| Jet Contractors | 7,0 | 0,0 | - | 30/05/2024 | 09/07/2024 | 18/07/2024 |
| Label Vie | 96,75 | 86,38 | 12,0% | 03/06/2024 | 20/06/2024 | 01/07/2024 |
| LafargeHolcim Maroc | 66 | 66 | 0,0% | 23/05/2024 | 06/06/2024 | 20/06/2024 |
| Lesieur Cristal | 2,0 | 4,5 | -55,6% | 15/05/2024 | 26/06/2024 | 05/07/2024 |
| M2M Group | 0 | 0 | - | 26/06/2024 | | |
| Maghreb Oxygène | 4,0 | 4,0 | 0,0% | 21/03/2024 | 03/04/2024 | 16/04/2024 |
| Maghrébaïl | 50 | 50 | 0,0% | 29/05/2024 | 06/08/2024 | 15/08/2024 |
| Managem | 30 | 30 | 0,0% | 06/06/2024 | 20/06/2024 | 01/07/2024 |
| Maroc Leasing | 14 | 14 | 0,0% | 10/05/2024 | | 27/07/2024 |
| Maroc Telecom | 4,20 | 2,19 | 91,8% | 28/03/2024 | | |
| Marsa Maroc | 8,5 | 8,0 | 6,3% | 25/06/2024 | 24/07/2024 | 07/08/2024 |
| Med Paper | 0 | 0 | - | 27/06/2024 | | |
| Microdata | 34 | 25 | 36,0% | 26/06/2024 | 15/07/2024 | 24/07/2024 |
| Mutandis | 10,5 | 8,5 | 23,5% | 03/04/2024 | 27/06/2024 | 10/07/2024 |
| TGCC | 7,5 | 6,0 | 25,0% | 07/06/2024 | 12/07/2024 | 23/07/2024 |
| Oulmès | 22,0 | 16,5 | 33,3% | 14/05/2024 | 26/06/2024 | 05/07/2024 |
| Promopharm | 0 | 40 | - | 20/06/2024 | | |
| RDS | 0 | 0 | - | 05/06/2024 | | |
| Rebab Company | 0 | 0 | - | 24/06/2024 | | |
| Risma | 6,00 | 0 | - | 20/06/2024 | 18/07/2024 | 29/07/2024 |
| S2M | 0 | 0 | - | 27/06/2024 | | |
| SANLAM Maroc | 77 | 36 | 113,9% | 06/06/2024 | 22/08/2024 | 30/08/2024 |
| Salafin | 14,25 | 13,50 | 5,6% | 14/05/2024 | 27/05/2024 | 05/06/2024 |
| | 14,25 [Extraordinary DPS] | 13,50 [Extraordinary DPS] | | | | |
| SBM | 160,0 | 145,5 | - | 07/05/2024 | 06/06/2024 | 20/06/2024 |
| SMI | 80 | 0 | - | 06/06/2024 | 20/06/2024 | 01/07/2024 |
| SNEP | 0 | 16 | - | 26/06/2024 | | |
| Sonasid | 21 | 30 | -30,0% | 14/06/2024 | 12/07/2024 | 23/07/2024 |
| Sothema | 17 | 25 | -32,0% | 22/05/2024 | 21/06/2024 | 02/07/2024 |
| SRM | 0 | 0 | - | 14/06/2024 | | |
| Stokvis | 0 | 0 | - | 10/05/2024 | | |
| Stroc Industrie | 0 | 0 | - | 28/06/2024 | | |
| Taqa Morocco | 35 | 35 | 0,0% | 23/05/2024 | 20/06/2024 | 28/06/2024 |
| Timar | 0 | 0 | - | 28/05/2024 | | |
| TotalEnergies Marketing Maroc | 56 | 56 | - | 06/06/2024 | 19/06/2024 | 27/06/2024 |
| Unimer | 1,0 | 1,0 | - | 27/06/2024 | 09/09/2024 | 20/09/2024 |
| Wafa Assurance | 140 | 130 | 7,7% | 15/05/2024 | 11/06/2024 | 26/06/2024 |
| Zellidja | 0 | 0 | - | 24/06/2024 | | |

Attijari Global Research

Mahat Zerhouni
+212 529 03 68 16
m.zerhouni@attijari.ma

Attijari Intermédiation

Anis Hares
+212 529 03 68 34

Alae Yahya
+212 529 03 68 15

Sofia Mohcine
+212 522 49 59 52

Mehdi Benchekroun
+212 529 03 68 14



Attijari
Global Research