

# CASABLANCA CLOSING EQUITY

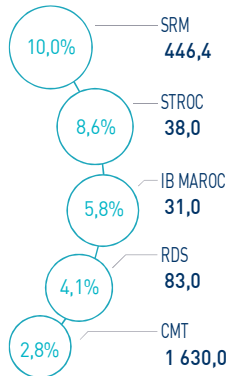
12 AUGUST 2024

## MARKET INSIGHT

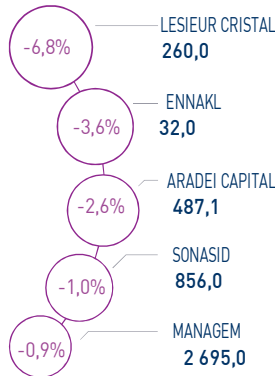
<b>  MASI  </b> 13 782 pts	<b>  MSI20  </b> 1 119 pts	<b>  CAPI  </b> 715 MAD Bn	<b>  VOLUME  </b> 112 MAD Mn
↘ Daily -0,08%	↘ Daily 0,00%	↗ High 726	MC 112
↗ YTD 13,97%	↗ YTD 13,09%	↘ Low 628	MB -

## THE DAY IN REVIEW

### TOP PERFORMERS



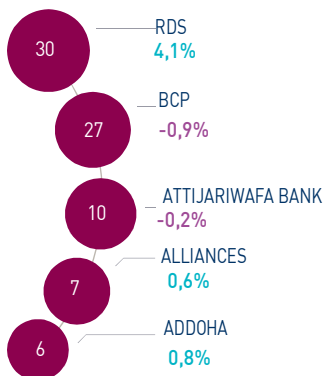
### BOTTOM PERFORMERS



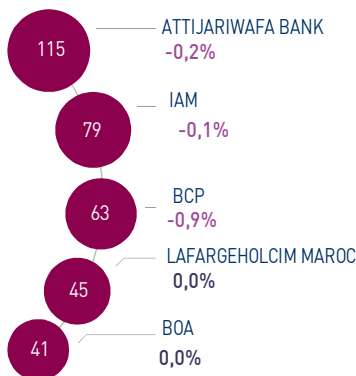
At the end of the first trading session of the week, the MASI index recorded a slight decrease of -0.08% at 13,782 points. In this context, the annual performance stood at +13.97%.

SRM topped the highest increase recording a gain of +10.0%. In the opposite, Lesieur Cristal dropped by -6.8%, i.e. the strongest decline of this trading session.

### MOST ACTIVE (MAD Mn)



### LARGEST CAP (MAD Bn)



Volume traded on the central market reached MAD 112 Mn.

This was mainly driven by RDS and BCP which monopolized almost 50% of the total flow.

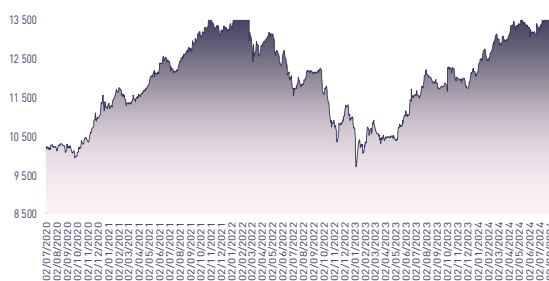
### Attijari Global Research

Mahat Zerhouni  
+212 529 03 68 16  
m.zerhouni@attijari.ma

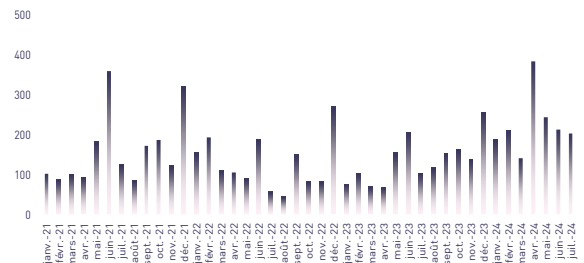
### Attijari Intermédiation

Anis Hares  
+212 529 03 68 34  
Alae Yahya  
+212 529 03 68 15  
Sofia Mohcine  
+212 529 03 68 21  
Mehdi Benckroun  
+212 529 03 68 14

## MASI INDEX EVOLUTION (pts)



## ADV- MONTHLY BASIS VOLUME (MAD Mn)



## KEY ECONOMIC RELEASES/EVENTS OVER THE WEEK

### | Aug. 12<sup>th</sup> | 2024

Aradei Capital : Invitation to a Combined General Meeting for a capital increase for a maximum amount of MAD 400 Mn.

### | Aug. 12<sup>th</sup> | 2024

According to the results of Bank Al-Maghrib's survey on lending rates in Q2 2024, the overall weighted average rate settled at 5.43%, up 3 BPS compared to the previous quarter.

### | Aug. 9<sup>th</sup> | 2024

According to the framework note for the preparation of the 2025 Finance Act, GDP growth is expected to settle at 4.6% while the fiscal deficit would be contained at 3.5% of GDP.

### | Aug. 8<sup>th</sup> | 2024

At the end of July 2024, Official Reserve Assets reached MAD 363.2 Bn. These show an increase of 6.2% y-o-y.



Attijari  
Global Research



# CASABLANCA CLOSING

## EQUITY

### DAILY STOCK ON AUGUST 12<sup>th</sup>, 2024

12/08/2024	Close	Day	YTD	Max 2024	Min 2024	Quantity	P/E 23R	P/B 23R	D/Y 23R
Addoha	30,15	0,84%	110,40%	37,50	14,83	191 765	N.S	1,3	0,0%
AFMA	1 255,0	0,00%	4,58%	1 279,0	1 183,0	1	21,0	24,8	4,4%
Afric Industries	313,9	0,00%	-6,28%	346,8	302,0	8	20,5	2,1	6,4%
Afriquia Gaz	3 900,0	-0,26%	-2,50%	4 300,0	3 900,0	105	27,8	4,5	3,6%
Agma	6 767,0	0,00%	6,07%	7 500,0	6 289,0	0	21,4	10,0	4,1%
Akdital	917,0	0,44%	84,88%	942,0	496,1	2 162	N.S	9,4	0,7%
Alliances	250,00	0,64%	116,45%	280,00	123,50	26 407	22,8	1,6	1,2%
Aluminium du Maroc	1 459,0	1,53%	6,57%	1 579,0	1 320,0	970	N.S	2,8	6,2%
Aradei Capital	487,1	-2,58%	9,46%	552,0	441,0	1 024	20,1	1,2	4,2%
AtlantaSanad	131,0	0,00%	3,15%	152,0	121,0	0	1,0	0,2	4,4%
Attijariwafa bank	540,0	-0,18%	17,39%	555,0	462,5	19 305	15,5	2,0	3,1%
Auto Hall	67,00	0,00%	-1,11%	81,50	63,00	3 139	34,7	2,1	3,0%
Auto Nejma	2 068,0	0,00%	-16,28%	2 470,0	1 945,0	0	13,4	1,8	4,5%
Balima	220,0	0,00%	18,92%	235,2	185,0	0	43,2	3,1	2,5%
BCP	312,2	-0,89%	13,53%	315,0	275,0	88 075	18,3	1,7	3,2%
BoA	198,0	0,00%	10,31%	205,5	180,0	1	15,8	1,6	2,0%
BMCI	624,4	0,71%	15,63%	643,6	548,8	290	N.S	1,2	2,9%
Cartier Saada	29,30	1,03%	33,18%	34,23	21,82	131	N.S	1,1	0,0%
CFG Bank	173,5	-0,29%	22,61%	179,0	146,0	1 594	36,6	3,6	1,9%
CIH Bank	399,0	0,00%	13,48%	408,0	333,0	0	17,1	1,8	3,5%
Cimar	1 830,0	-0,27%	8,93%	1 880,0	1 677,0	2 612	26,6	7,7	3,8%
CMT	1 630,0	2,84%	49,54%	1 630,0	988,0	1 106	16,8	3,6	0,0%
Colorado	52,00	0,00%	11,83%	56,97	44,17	81	21,7	2,6	4,3%
Cosumar	188,0	1,08%	-3,59%	201,4	186,0	4 060	17,6	3,0	5,3%
Crédit du Maroc	930,0	0,00%	16,69%	950,0	797,0	0	20,1	1,6	3,7%
CTM	680,0	0,00%	19,28%	695,0	570,1	20	13,2	2,6	2,2%
Dari Couspate	3 465,0	0,00%	8,28%	3 808,0	3 200,0	0	29,3	3,0	3,5%
Delattre Levivier	40,00	0,00%	0,00%	40,00	40,00	0	N.S	N.S	0,0%
Delta Holding	50,05	0,10%	40,99%	53,45	36,00	20 457	23,2	1,9	3,0%
Diac Salaf	26,25	0,00%	0,00%	26,25	26,25	0	N.S	N.S	0,0%
Disty Technologies	239,0	2,12%	24,84%	268,2	187,0	112	12,7	1,4	6,3%
Disway	670,0	0,00%	3,08%	734,0	670,0	0	19,3	1,9	5,2%
Ennaki	32,00	-3,59%	3,23%	37,40	31,14	1 056	7,4	1,3	6,7%
Eqdom	1 087,0	0,00%	10,11%	1 240,0	990,0	0	20,4	1,2	5,1%
Fenie Brossette	98,99	0,19%	4,95%	122,00	85,10	509	19,8	1,1	0,0%
HPS	525,0	1,16%	-15,59%	624,6	495,5	1 037	38,9	5,5	1,3%
IAM	89,9	-0,10%	-10,09%	105,3	87,3	28 258	15,0	4,6	4,7%
IB Maroc	30,98	5,81%	49,66%	38,00	20,11	411	N.S	N.S	0,0%
Immorente	92,0	0,00%	-1,08%	96,7	91,0	118	19,4	1,0	5,7%
Involys	87,8	-0,03%	-0,27%	94,9	83,0	1	N.S	0,4	0,0%
Jet Contractors	620,0	0,00%	143,14%	637,0	255,0	990	25,7	1,8	1,1%
Label Vie	4 550,0	1,11%	8,33%	4 750,0	4 118,0	100	25,9	4,3	2,1%
LafargeHolcim Maroc	1 937,0	0,00%	0,89%	2 074,0	1 795,0	1 570	29,3	4,0	3,4%
Lesieur Cristal	260,0	-6,81%	-3,70%	300,0	256,2	164	N.S	4,1	0,8%
M2M Group	447,0	0,00%	-27,79%	619,0	423,5	1	N.S	2,7	0,0%
Maghreb Oxygène	224,0	0,00%	-2,61%	233,0	195,0	15	19,1	0,6	1,8%
Maghrébail	968,0	0,00%	6,37%	999,0	909,0	0	10,5	1,2	5,2%
Managem	2 695,0	-0,92%	53,13%	2 760,0	1 730,0	123	N.S	3,5	1,1%
Maroc Leasing	414,5	0,00%	15,13%	414,5	356,0	0	11,0	1,1	3,4%
Marsa Maroc	375,0	0,00%	34,89%	385,0	270,0	3 976	32,3	11,0	2,3%
Med Paper	19,19	2,07%	-6,34%	21,50	18,50	1	16,1	3,5	0,0%
Microdata	630,0	0,00%	5,00%	695,0	600,0	10	18,5	5,8	5,4%
Mutandis	261,2	0,06%	4,48%	276,0	248,0	1 238	21,4	2,4	4,0%
Oulmès	1 400,0	0,00%	3,78%	1 449,0	1 261,0	0	43,4	3,9	1,6%
Promopharm	953,9	0,00%	-4,61%	1 008,0	900,0	0	16,8	2,0	0,0%
Rebab	69,90	0,00%	-16,60%	83,81	66,00	0	N.S	0,5	0,0%
RDS	83,00	4,14%	282,49%	100,00	22,48	369 397	N.S	0,5	0,0%
Risma	236,5	0,00%	14,25%	264,1	190,0	48	13,9	2,6	2,5%
S2M	190,0	0,00%	5,56%	200,0	155,6	0	14,2	2,5	0,0%
Sanlam Maroc	1 930,0	0,00%	48,58%	2 090,0	1 132,0	0	14,2	2,9	0,3%
Salafin	567,0	0,00%	9,04%	630,0	480,8	0	19,6	2,1	5,0%
Samir	127,8	0,00%	0,00%	127,8	127,8	0	N.S	N.S	0,0%
SBM	2 559,0	-0,04%	13,38%	2 893,0	2 200,0	1 194	11,4	4,1	6,3%
SMI	2 105,0	-0,71%	59,11%	2 422,0	1 311,0	154	20,5	2,6	3,8%
SNEP	507,8	1,56%	3,63%	650,0	477,0	106	N.S	1,7	0,0%
Sonasis	856,0	-1,04%	29,70%	921,1	664,1	126	N.S	1,9	2,5%
Sothema	950,0	0,96%	-0,11%	1 051,0	931,0	10	26,0	4,6	1,8%
SRM	446,4	9,99%	272,58%	446,4	93,5	2 152	N.S	0,9	0,0%
Stokvis Nord Afrique	11,19	-0,18%	2,66%	11,69	10,23	2 214	N.S	N.S	0,0%
Stroc Industrie	37,99	8,57%	32,28%	37,99	25,50	6 126	N.S	N.S	0,0%
TAQA Morocco	1 300,0	0,00%	18,18%	1 450,0	1 100,0	352	29,6	4,8	2,7%
TGCC	342,0	0,59%	83,87%	355,0	188,0	11 182	29,8	7,3	2,2%
TotalEnergies Maroc	1 437,0	0,00%	23,88%	1 463,0	1 170,0	0	N.S	5,6	3,9%
UNIMER	176,9	0,00%	-0,06%	178,0	167,4	0	N.S	1,8	0,6%
Wafa Assurance	4 102,0	0,00%	2,55%	4 428,0	3 863,0	0	21,4	1,7	3,4%
Zellidja	85,0	0,00%	21,08%	85,0	70,2	0	N.S	0,9	0,0%
MA SI	13 782,5	-0,08%	13,97%	14 001,1	12 141,7	-	18,0	3,6	3,0%

Multiples reflect 2023 results reported to the current stock market capitalization



Attijari  
Global Research



# CASABLANCA CLOSING

## EQUITY

### FY 2023 FINANCIAL FIGURES

	Turnover			EBIT			Net Income (Group Share)			
	MAD Mn	2023	2022	Change	2023	2022	Change	2023	2022	Change
Maroc Telecom		36 786	35 731	3,0%	11 726	8 987	30,5%	5 283	2 750	92,1%
Cosumar		10 233	10 433	-1,9%	1 375	1 294	6,2%	1 009	826	22,2%
SBM		2 922	2 910	0,4%	597	647	-7,8%	637	399	59,8%
Lesieur Cristal		5 934	6 897	-14,0%	74	463	-84,0%	3	206	-98,8%
Mutandis		2 442	2 329	4,9%	228	175	30,0%	113	100	13,2%
Dari Couspate		874	782	11,9%	44	12	MAD +32 Mn	35	20	77,3%
Oulmes		2 625	2 196	19,5%	183	117	56,8%	64	61	4,9%
Unimer		1 394	1 368	1,9%	46	74	-37,9%	14	116	-87,9%
Attijariwafa bank		29 943	25 935	15,5%	13 771	11 615	18,6%	7 508	6 103	23,0%
Bank Of Africa		16 953	15 624	8,5%	5 395	4 697	14,9%	2 662	2 305	15,5%
BCP		22 795	20 608	10,6%	6 220	5 581	11,4%	3 475	2 749	26,4%
CFG Bank		657	500	31,4%	199	83	140,2%	166	44	MAD +122 Mn
Crédit du Maroc		2 927	2 569	13,9%	883	759	16,4%	503	404	24,4%
CIH Bank		4 468	3 518	27,0%	1 196	1 067	12,1%	710	669	6,2%
BMCI		3 438	3 054	12,6%	614	420	46,0%	171	229	-25,1%
SANLAM Maroc		6 153	5 955	3,3%	723	-205	MAD +927 Mn	559	-70	MAD +630 Mn
Wafa Assurance		12 724	11 639	9,3%	902	1 092	-17,4%	670	776	-13,6%
AtlantaSanad		5 112	5 465	-6,5%	552	731	-24,4%	438	414	5,7%
AFMA		259	244	6,2%	106	100	6,1%	60	59	1,0%
Agma Lahlou-Tazi		161	152	5,8%	89	82	8,0%	63	57	11,4%
TGCC		7 287	5 244	39,0%	581	405	43,5%	363	245	48,2%
Delta Holding		3 133	2 799	11,9%	315	312	0,9%	189	166	13,9%
SNEP		795	1 107	-28,3%	-11	153	MAD -164 Mn	-57	87	MAD -144 Mn
Sonasid		4 996	4 888	2,2%	117	163	-28,2%	65	86	-24,3%
Colorado		611	610	0,2%	65	60	8,5%	39	35	9,0%
Aluminium du Maroc		1 270	1 419	-10,5%	84	123	-31,4%	7	5	48,9%
Jet Contractors		2 276	1 800	26,5%	160	129	24,6%	73	27	170,4%
LafargeHolcim Maroc		8 212	7 985	2,8%	2 978	2 696	10,5%	1 548	1 392	11,2%
Ciments du Maroc		4 305	4 043	6,5%	1 428	1 327	7,6%	994	917	8,4%
Alliances		2 017	1 604	25,7%	410	321	27,8%	242	174	39,1%
RDS		421	543	-22,5%	-28	-26	MAD -2 Mn	-67	-61	MAD -6 Mn
Addoha		2 134	1 378	54,9%	144	127	13,5%	188	12	MAD +176 Mn
Taqa Morocco		13 191	13 604	-3,0%	2 708	2 913	-7,0%	1 037	1 303	-20,4%
TotalEnergies Marketing Maroc		16 933	19 719	-14,1%	419	730	-42,6%	50	488	-89,8%
Afriqueia Gaz		8 257	9 510	-13,2%	815	882	-7,6%	481	505	-4,6%
Label Vie		15 780	13 947	13,1%	794	752	5,7%	508	748	-32,2%
Auto Hall		4 912	4 831	1,7%	208	259	-19,7%	97	181	-46,4%
Auto Nejma		2 275	2 136	6,5%	265	284	-6,6%	158	189	-16,7%
Marsa Maroc		4 320	3 949	9,4%	1 555	1 363	14,1%	852	817	4,3%
Managem		7 508	9 645	-22,2%	1 002	1 970	-49,1%	514	1 614	-68,2%
CMT		592	592	0,0%	302	290	4,1%	163	205	-20,5%
SMI		1 066	798	33,6%	235	33	MAD +202 Mn	169	35	MAD +134 Mn
Disway		1 870	1 950	-4,1%	126	122	3,1%	66	86	-23,5%
Disty Technologies		541	497	8,9%	29	26	11,0%	19	4	MAD +15 Mn
HPS		1 117	981	13,9%	196	163	20,1%	100	117	-14,6%
Microdata		751	695	8,1%	90	104	-13,2%	57	43	34,3%
S2M		275	262	5,0%	35	25	40,0%	11	10	12,4%
Involys		37	40	-7,5%	2	5	-60,9%	1	0	MAD +1 Mn
M2M Group		79	62	27,0%	-10	-45	MAD +35 Mn	-22	-45	MAD +23 Mn
Maghrebaïl		332	441	-24,7%	228	211	8,0%	128	119	7,6%
Maroc Leasing		410	334	22,5%	181	154	18,0%	104	69	51,2%
Salafin		396	399	-0,8%	157	147	6,5%	91	86	5,6%
Eqdom		553	590	-6,2%	153	174	-12,4%	89	89	0,2%
Aradeï Capital		583	486	20,0%	440	355	23,9%	272	227	19,6%
Akdital		1 907	1 035	84,3%	328	177	85,5%	175	88	99,3%
Sothema		2 486	2 302	8,0%	435	450	-3,2%	263	267	-1,4%
Ennaki Automobiles		2 304	1 833	25,7%	208	187	11,3%	130	137	-4,8%
Promopharm		806	705	14,3%	101	134	-24,9%	57	75	-24,4%
CTM		656	605	8,4%	53	6	MAD +47 Mn	63	35	80,0%
Maghreb Oxygène		291	291	-0,2%	4	17	-76,1%	10	15	-37,5%
Timar		625	665	-6,0%	41	30	34,7%	22	13	70,6%
Balima		52	49	4,6%	10	9	4,8%	9	18	-51,9%
Med Paper		118	142	-16,8%	11	14	-21,0%	6	7	-23,3%
Afric Industries		43	40	8,1%	7	9	-17,4%	4	6	-28,0%
Immorente Invest		72	67	7,7%	49	48	2,4%	43	16	170,6%
Fenie Brossette		603	569	6,0%	21	19	8,0%	7	21	-64,9%
SRM		313	360	-13,0%	-1	6	MAD -7 Mn	-9	3	MAD -11 Mn
Zettidja		603	569	6,0%	15	15	1,1%	-1	8	MAD -9 Mn
Rebab Company		0	0	0,0%	0	0	MAD +0 Mn	0	0	MAD +0 Mn
Stroc Industrie		87	77	13,0%	-22	1	MAD -23 Mn	-40	-15	MAD -25 Mn
IB Maroc.com		NC	NC	-	NC	NC	-	NC	NC	-
Stokvis Nord Afrique		150	222	-32,4%	-84	-46	MAD -39 Mn	-128	-184	MAD +55 Mn
Risma		1 175	1 037	13,4%	250	204	22,4%	244	152	60,4%
DLM		NC	NC	-	NC	NC	-	NC	NC	-





# CASABLANCA CLOSING

## EQUITY

### 2023 DIVIDENDS

Stock	DPS 2023	DPS 2022	Change	GM Date	Ex-Dividend Date	Date of payment
Addoha	0	0	-	25/06/2024		
AFMA	55	55	0,0%	11/06/2024		
Africa Industries	20	20	0,0%	11/06/2024	16/07/2024	25/07/2024
Afrikaia Gaz	140	140	0,0%	21/03/2024	02/04/2024	16/04/2024
Agma	275	255	7,8%	29/05/2024	16/07/2024	25/07/2024
Akdital	6,00	3,25	84,6%	13/06/2024	31/07/2024	09/08/2024
Alliances	3,0	-	-	10/06/2024	11/07/2024	22/07/2024
Aluminium du Maroc	90	70	28,6%	25/06/2024	01/08/2024	09/08/2024
Aradei Capital	5,88	19,19	6,7%	28/06/2024	18/07/2024	29/07/2024
	14,59 [Extraordinary DPS]					
AtlantaSanad	5,7	5,5	3,6%	21/05/2024		20/06/2024
Attijariwafa bank	16,5	15,5	6,5%	11/06/2024	10/07/2024	19/07/2024
Auto Hall	2,0	3,5	-42,9%	29/05/2024	20/06/2024	01/07/2024
Auto Nejma	94	110	45,3%	08/04/2024	23/05/2024	03/06/2024
		15 [Extraordinary DPS]				
Balima	5,5	5,5	0,0%	24/06/2024	16/07/2024	25/07/2024
BCP	10,0	9,0	11,1%	28/06/2024	19/07/2024	31/07/2024
Bank of Africa	4	4	0,0%	25/06/2024	17/07/2024	26/07/2024
BMCI	18	18	0,0%	28/06/2024	17/07/2024	26/07/2024
Cartier Saada	0	0	-			
Crédit du Maroc	34,2	27,0	26,7%	13/06/2024	09/07/2024	18/07/2024
CFG Bank	3,3	-	-	30/05/2024	11/06/2024	24/06/2024
CIH Bank	14	14	0,0%	13/06/2024	09/07/2024	18/07/2024
Cimar	60,0	60,0	16,7%	29/05/2024	02/07/2024	15/07/2024
	10 [Extraordinary DPS]					
CMT	0	60	-			
Colorado	2,25	2,0	12,5%	15/05/2024	06/06/2024	20/06/2024
Cosumar	7,0	7,0	0,0%	06/06/2024	11/07/2024	22/07/2024
	3 [Extraordinary DPS]					
CTM	15,0	25,0	-40,0%	10/06/2024	10/09/2024	23/09/2024
Dari Couspate	120	85	41,2%	28/06/2024	18/07/2024	29/07/2024
Delta Holding	1,5	1,4	7,1%	16/05/2024	10/07/2024	19/07/2024
Disty Technologies	15	10	50,0%	06/06/2024	09/07/2024	18/07/2024
Disway	35	35	0,0%	17/05/2024	25/06/2024	04/07/2024
Delattre Levivier Maroc	0	0	-			
Ennaki Automobiles	2,14	1,89	13,2%	19/04/2024	10/07/2024	19/07/2024
Eqdom	55,0	55,0	0,0%	30/05/2024	20/06/2024	01/07/2024
Fenie Brossette	0	0	-	25/06/2024		
HPS	6,8	6,0	13,3%	26/06/2024	17/07/2024	26/07/2024
IB Maroc	0	0	-			
Immorente	1,0	1,0	4,0%	04/04/2024	22/04/2024	30/04/2024
	2,2	2,0			11/06/2024	24/06/2024
	1,0	1,0				
	1,0	1,0				
Involys	0	0	-	28/06/2024		
Jet Contractors	7,0	0,0	-	30/05/2024	09/07/2024	18/07/2024
Label Vie	96,75	86,38	12,0%	03/06/2024	20/06/2024	01/07/2024
LafargeHolcim Maroc	66	66	0,0%	23/05/2024	06/06/2024	20/06/2024
Lesieur Cristal	2,0	4,5	-55,6%	15/05/2024	26/06/2024	05/07/2024
M2M Group	0	0	-	26/06/2024		
Maghreb Oxygène	4,0	4,0	0,0%	21/03/2024	03/04/2024	16/04/2024
Maghrébaïl	50	50	0,0%	29/05/2024	06/08/2024	15/08/2024
Managem	30	30	0,0%	06/06/2024	20/06/2024	01/07/2024
Maroc Leasing	14	14	0,0%	10/05/2024		27/07/2024
Maroc Telecom	4,20	2,19	91,8%	28/03/2024		
Marsa Maroc	8,5	8,0	6,3%	25/06/2024	24/07/2024	07/08/2024
Med Paper	0	0	-	27/06/2024		
Microdata	34	25	36,0%	26/06/2024	15/07/2024	24/07/2024
Mutandis	10,5	8,5	23,5%	03/04/2024	27/06/2024	10/07/2024
TGCC	7,5	6,0	25,0%	07/06/2024	12/07/2024	23/07/2024
Oulmès	22,0	16,5	33,3%	14/05/2024	26/06/2024	05/07/2024
Promopharm	0	40	-	20/06/2024		
RDS	0	0	-	05/06/2024		
Rebab Company	0	0	-	24/06/2024		
Risma	6,00	0	-	20/06/2024	18/07/2024	29/07/2024
S2M	0	0	-	27/06/2024		
SANLAM Maroc	77	36	113,9%	06/06/2024	22/08/2024	30/08/2024
Salafin	14,25	13,50	5,6%	14/05/2024	27/05/2024	05/06/2024
	14,25 [Extraordinary DPS]	13,50 [Extraordinary DPS]				
SBM	160,0	145,5	-	07/05/2024	06/06/2024	20/06/2024
SMI	80	0	-	06/06/2024	20/06/2024	01/07/2024
SNEP	0	16	-	26/06/2024		
Sonasid	21	30	-30,0%	14/06/2024	12/07/2024	23/07/2024
Sothema	17	25	-32,0%	22/05/2024	21/06/2024	02/07/2024
SRM	0	0	-	14/06/2024		
Stokvis	0	0	-	10/05/2024		
Stroc Industrie	0	0	-	28/06/2024		
Taqd Morocco	35	35	0,0%	23/05/2024	20/06/2024	28/06/2024
Timar	0	0	-	28/05/2024		
TotalEnergies Marketing Maroc	56	56	-	06/06/2024	19/06/2024	27/06/2024
Unimer	1,0	1,0	-	27/06/2024	09/09/2024	20/09/2024
Wafa Assurance	140	130	7,7%	15/05/2024	11/06/2024	26/06/2024
Zellidja	0	0	-	24/06/2024		

#### Attijari Global Research

Mahat Zerhouni  
+212 529 03 68 16  
m.zerhouni@attijari.ma

#### Attijari Intermédiation

Anis Hares  
+212 529 03 68 34

Alae Yahya  
+212 529 03 68 15

Sofia Mohcine  
+212 522 49 59 52

Mehdi Benchekroun  
+212 529 03 68 14



Attijari  
Global Research