

CASABLANCA CLOSING EQUITY

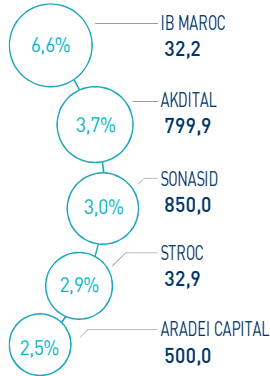
3 JULY 2024

MARKET INSIGHT

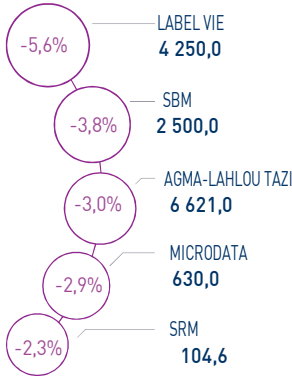
| | | | |
|----------------------------|----------------------------|----------------------------|------------------------------|
| MASI 13 209 pts | MSI20 1 067 pts | CAPI 688 MAD Bn | VOLUME 252 MAD Mn |
| ↘ Daily -0,27% | ↘ Daily -0,25% | ↗ High 704 | MC 252 |
| ↗ YTD 9,23% | ↗ YTD 7,82% | ↘ Low 628 | MB - |

THE DAY IN REVIEW

TOP PERFORMERS



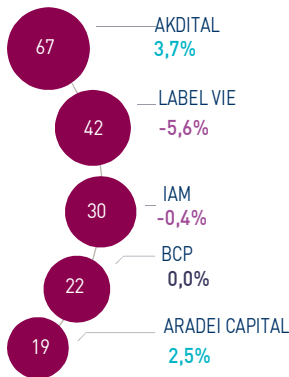
BOTTOM PERFORMERS



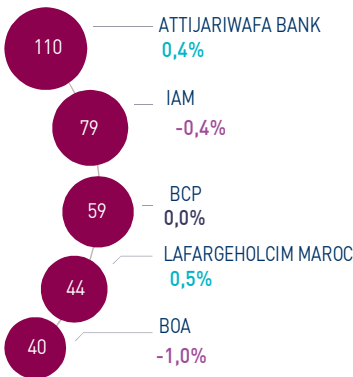
At the end of this trading session, the MASI index recorded a decrease -0.27% at 13,209 points. In this context, the annual performance stood at +9.23%.

IB Maroc topped the highest increase recording a gain of +6.6%. In the opposite, Label Vie dropped by -5.6%, i.e. the strongest decline of this trading session.

MOST ACTIVE (MAD Mn)



LARGEST CAP (MAD Bn)



Volume traded on the central market reached MAD 252 Mn.

This was mainly driven by Akdital and Label Vie which monopolized almost 43% of the total flow.

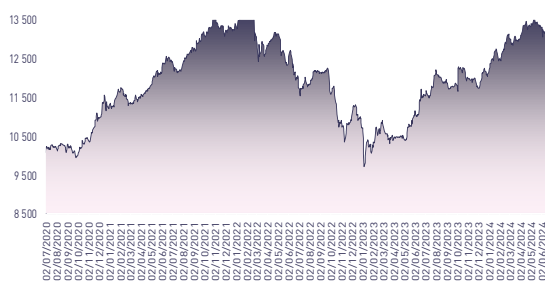
Attijari Global Research

Mahat Zerhouni
+212 529 03 68 16
m.zerhouni@attijari.ma

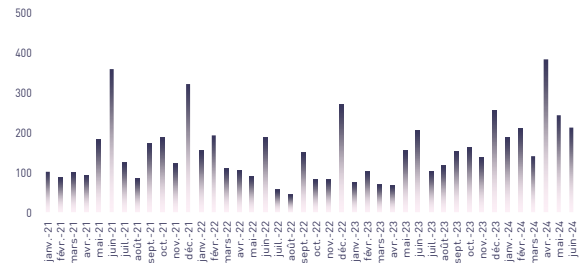
Attijari Intermédiation

Anis Hares
+212 529 03 68 34
Alae Yahya
+212 529 03 68 15
Sofia Mohcine
+212 529 03 68 21
Mehdi Benchekroun
+212 529 03 68 14

MASI INDEX EVOLUTION (pts)



ADV- MONTHLY BASIS VOLUME (MAD Mn)



KEY ECONOMIC RELEASES/EVENTS OVER THE WEEK

| Jul. 3rd | 2024

According to HCP, the growth rate of the Moroccan economy stood at 2.5% in Q1 2024 compared to 3.9% a year earlier.

| Jul. 3rd | 2024

In H1 2024, Cement sales in Morocco recorded an increase of 1.1% to 6,275,999 tons.

| Jul. 3rd | 2024

Sales of new cars in Morocco rose by 1.0% to settle at 82,286 units at the end of June 2024.

| Jul. 2nd | 2024

At the end of May 2024, bank loans amounted to MAD 1,097.0 Bn, down 0.1% compared to the previous month and up 4.6% y-o-y.



Attijari
Global Research



CASABLANCA CLOSING

EQUITY

DAILY STOCK ON JULY 3rd, 2024

| 03/07/2024 | Close | Day | YTD | Max 2024 | Min 2024 | Quantity | P/E 23R | P/B 23R | D/Y 23R |
|----------------------|----------|--------|---------|----------|----------|----------|---------|---------|---------|
| Addoha | 28,69 | -0,38% | 100,21% | 37,50 | 14,83 | 233 116 | N.S | 1,3 | 0,0% |
| AFMA | 1 222,0 | -0,16% | 1,83% | 1 252,0 | 1 183,0 | 12 | 20,4 | 24,1 | 4,5% |
| Afric Industries | 320,0 | 0,63% | -4,46% | 346,8 | 316,0 | 590 | 20,9 | 2,1 | 6,3% |
| Afriquia Gaz | 3 900,0 | -0,36% | -2,50% | 4 300,0 | 3 900,0 | 96 | 27,8 | 4,5 | 3,6% |
| Agma | 6 621,0 | -2,99% | 3,78% | 7 500,0 | 6 289,0 | 3 | 20,9 | 9,8 | 4,2% |
| Akdital | 799,9 | 3,75% | 61,27% | 799,9 | 496,1 | 83 808 | N.S | 7,3 | 0,8% |
| Alliances | 236,00 | -1,67% | 104,33% | 280,00 | 123,50 | 24 731 | 21,5 | 1,5 | 1,3% |
| Aluminium du Maroc | 1 477,0 | 0,14% | 7,89% | 1 579,0 | 1 320,0 | 12 | N.S | 2,8 | 6,1% |
| Aradei Capital | 500,0 | 2,46% | 12,36% | 552,0 | 441,0 | 37 079 | 20,6 | 1,2 | 4,1% |
| AtlantaSanad | 132,0 | -2,19% | 3,94% | 152,0 | 121,0 | 1 105 | 1,0 | 0,2 | 4,3% |
| Attijariwafa bank | 515,1 | 0,41% | 11,98% | 518,2 | 462,5 | 33 713 | 14,8 | 1,9 | 3,2% |
| Auto Hall | 72,00 | -1,37% | 6,27% | 81,50 | 63,00 | 2 430 | 37,3 | 2,2 | 2,8% |
| Auto Nejma | 1 951,0 | 0,00% | -21,01% | 2 470,0 | 1 945,0 | 0 | 12,7 | 1,7 | 4,8% |
| Balima | 230,0 | -2,13% | 24,32% | 235,2 | 185,0 | 3 | N.S | 3,2 | 2,4% |
| BCP | 294,2 | 0,00% | 6,96% | 309,0 | 275,0 | 74 707 | 17,2 | 1,6 | 3,4% |
| BoA | 193,0 | -1,03% | 7,52% | 205,5 | 180,0 | 3 015 | 15,4 | 1,5 | 2,1% |
| BMCI | 628,9 | 0,00% | 16,46% | 642,9 | 548,8 | 0 | N.S | 1,2 | 2,9% |
| Cartier Saada | 31,55 | 0,96% | 43,41% | 34,23 | 21,82 | 515 | N.S | 1,2 | 0,0% |
| CFG Bank | 155,0 | -0,96% | 9,54% | 166,0 | 146,0 | 3 047 | 32,7 | 3,3 | 2,1% |
| CIH Bank | 384,0 | 1,05% | 9,23% | 389,0 | 333,0 | 15 | 16,5 | 1,7 | 3,6% |
| Cimar | 1 750,0 | 0,00% | 4,17% | 1 871,0 | 1 677,0 | 174 | 25,4 | 7,3 | 4,0% |
| CMT | 1 290,0 | -1,38% | 18,35% | 1 594,0 | 988,0 | 570 | 13,3 | 2,9 | 0,0% |
| Colorado | 51,19 | 2,26% | 10,09% | 56,97 | 44,17 | 954 | 21,4 | 2,5 | 4,4% |
| Cosumar | 194,5 | -0,31% | -0,26% | 201,4 | 187,0 | 13 899 | 18,2 | 3,1 | 5,1% |
| Crédit du Maroc | 950,0 | 0,00% | 19,20% | 950,0 | 797,0 | 0 | 20,5 | 1,6 | 3,6% |
| CTM | 695,0 | 0,00% | 21,91% | 695,0 | 570,1 | 0 | 13,5 | 2,6 | 2,2% |
| Dari Couspate | 3 593,0 | 0,00% | 12,28% | 3 593,0 | 3 200,0 | 0 | 30,4 | 3,1 | 3,3% |
| Delattre Levivier | 40,00 | 0,00% | 0,00% | 40,00 | 40,00 | 0 | N.S | N.S | 0,0% |
| Delta Holding | 48,00 | 0,10% | 35,21% | 50,00 | 36,00 | 3 312 | 22,3 | 1,8 | 3,1% |
| Diac Salaf | 26,25 | 0,00% | 0,00% | 26,25 | 26,25 | 0 | N.S | N.S | 0,0% |
| Disty Technologies | 256,0 | -0,78% | 33,75% | 268,2 | 187,0 | 1 046 | 13,6 | 1,5 | 5,9% |
| Disway | 684,0 | -0,15% | 5,23% | 734,0 | 672,0 | 5 | 19,7 | 1,9 | 5,1% |
| Ennaki | 34,99 | 0,11% | 12,87% | 37,40 | 31,14 | 725 | 8,1 | 1,4 | 6,1% |
| Eqdom | 1 160,0 | 0,00% | 17,50% | 1 240,0 | 990,0 | 0 | 21,7 | 1,3 | 4,7% |
| Fenie Brossette | 99,95 | 1,98% | 5,97% | 122,00 | 85,10 | 122 | 20,0 | 1,1 | 0,0% |
| HPS | 510,0 | 0,39% | -18,01% | 624,6 | 508,0 | 2 313 | 37,8 | 5,3 | 1,3% |
| IAM | 90,0 | -0,39% | -10,00% | 105,3 | 87,3 | 344 940 | 15,0 | 4,6 | 4,7% |
| IB Maroc | 32,15 | 6,60% | 55,31% | 38,00 | 20,11 | 153 | N.S | N.S | 0,0% |
| Immorente | 93,2 | -0,32% | 0,22% | 96,7 | 91,0 | 690 | 19,6 | 1,0 | 5,6% |
| Involys | 84,0 | 1,20% | -4,55% | 94,9 | 83,0 | 134 | N.S | 0,4 | 0,0% |
| Jet Contractors | 565,0 | 0,00% | 121,57% | 630,0 | 255,0 | 1 901 | 23,4 | 1,6 | 1,2% |
| Label Vie | 4 250,0 | -5,56% | 1,19% | 4 750,0 | 4 118,0 | 9 773 | 24,2 | 4,0 | 2,3% |
| LafargeHolcim Maroc | 1 895,0 | 0,53% | -1,30% | 2 074,0 | 1 795,0 | 31 | 28,7 | 3,9 | 3,5% |
| Lesieur Cristal | 285,0 | 0,00% | 5,56% | 300,0 | 256,2 | 8 | N.S | 4,5 | 0,7% |
| M2M Group | 453,0 | 0,00% | -26,82% | 619,0 | 450,8 | 0 | N.S | 2,8 | 0,0% |
| Maghreb Oxygène | 213,8 | -1,02% | -7,04% | 233,0 | 195,0 | 14 | 18,2 | 0,6 | 1,9% |
| Maghrébail | 972,0 | 0,00% | 6,81% | 999,0 | 909,0 | 0 | 10,5 | 1,2 | 5,1% |
| Managem | 2 490,0 | 0,00% | 41,48% | 2 500,0 | 1 730,0 | 0 | N.S | 3,2 | 1,2% |
| Maroc Leasing | 414,5 | 0,00% | 15,13% | 414,5 | 356,0 | 0 | 11,0 | 1,1 | 3,4% |
| Marsa Maroc | 301,6 | -1,45% | 8,47% | 315,0 | 270,0 | 34 302 | 26,0 | 8,8 | 2,8% |
| Med Paper | 18,60 | -2,00% | -9,22% | 21,50 | 18,55 | 5 611 | 15,6 | 3,4 | 0,0% |
| Microdata | 630,0 | -2,91% | 5,00% | 695,0 | 600,0 | 136 | 18,5 | 5,8 | 5,4% |
| Mutandis | 261,0 | -0,36% | 4,40% | 276,0 | 248,0 | 6 086 | 21,4 | 2,4 | 4,0% |
| Oulmès | 1 359,0 | 0,00% | 0,74% | 1 449,0 | 1 261,0 | 0 | 42,1 | 3,8 | 1,6% |
| Promopharm | 934,0 | 0,00% | -6,60% | 1 008,0 | 921,0 | 0 | 16,4 | 2,0 | 0,0% |
| Rebab | 70,85 | 0,00% | -15,46% | 83,81 | 66,00 | 0 | N.S | 0,5 | 0,0% |
| RDS | 76,00 | -0,13% | 250,23% | 100,00 | 22,48 | 62 201 | N.S | 0,5 | 0,0% |
| Risma | 237,5 | -0,84% | 14,73% | 264,1 | 190,0 | 152 | 13,9 | 2,6 | 2,5% |
| S2M | 177,0 | 0,00% | -1,69% | 199,0 | 155,6 | 0 | 13,2 | 2,3 | 0,0% |
| Sanlam Maroc | 1 950,0 | 0,00% | 50,12% | 2 090,0 | 1 132,0 | 0 | 14,4 | 3,0 | 0,3% |
| Salafin | 569,7 | -0,02% | 9,56% | 630,0 | 480,8 | 20 | 19,6 | 2,1 | 5,0% |
| Samir | 127,8 | 0,00% | 0,00% | 127,8 | 127,8 | 0 | N.S | N.S | 0,0% |
| SBM | 2 500,0 | -3,85% | 10,77% | 2 893,0 | 2 200,0 | 19 | 11,1 | 4,0 | 6,4% |
| SMI | 2 325,0 | -0,64% | 75,74% | 2 422,0 | 1 311,0 | 355 | 22,6 | 2,9 | 3,4% |
| SNEP | 516,9 | -0,39% | 5,49% | 650,0 | 477,0 | 840 | N.S | 1,8 | 0,0% |
| Sonasid | 850,0 | 3,03% | 28,79% | 921,1 | 664,1 | 8 673 | N.S | 1,8 | 2,5% |
| Sothema | 953,0 | -0,73% | 0,21% | 1 051,0 | 945,0 | 40 | 26,1 | 4,6 | 1,8% |
| SRM | 104,6 | -2,29% | -12,73% | 117,8 | 93,5 | 86 | N.S | 0,2 | 0,0% |
| Stokvis Nord Afrique | 10,96 | 1,95% | 0,55% | 11,69 | 10,23 | 2 385 | N.S | N.S | 0,0% |
| Stroc Industrie | 32,94 | 2,94% | 14,69% | 37,95 | 25,50 | 900 | N.S | N.S | 0,0% |
| TQA Morocco | 1 300,0 | -1,44% | 18,18% | 1 450,0 | 1 100,0 | 385 | 29,6 | 4,8 | 2,7% |
| TGCC | 303,8 | 0,90% | 63,33% | 334,0 | 188,0 | 28 025 | 26,5 | 6,5 | 2,5% |
| TotalEnergies Maroc | 1 389,0 | -2,05% | 19,74% | 1 463,0 | 1 170,0 | 1 | N.S | 5,4 | 4,0% |
| UNIMER | 177,0 | 0,00% | 0,00% | 178,0 | 167,4 | 0 | N.S | 1,8 | 0,6% |
| Wafa Assurance | 3 931,0 | 0,00% | -1,73% | 4 428,0 | 3 863,0 | 0 | 20,5 | 1,7 | 3,6% |
| Zellidja | 75,4 | 0,00% | 7,35% | 79,0 | 70,2 | 0 | N.S | 0,8 | 0,0% |
| MASI | 13 208,6 | -0,27% | 9,23% | 13 541,3 | 12 141,7 | - | 17,3 | 3,4 | 3,1% |

Multiples reflect 2023 results reported to the current stock market capitalization



Attijari
Global Research



CASABLANCA CLOSING

EQUITY

FY 2023 FINANCIAL FIGURES

| | Turnover | | | EBIT | | | Net Income (Group Share) | | | |
|-------------------------------|----------|--------|--------|--------|--------|--------|--------------------------|-------|-------|-------------|
| | MAD Mn | 2023 | 2022 | Change | 2023 | 2022 | Change | 2023 | 2022 | Change |
| Maroc Telecom | | 36 786 | 35 731 | 3,0% | 11 726 | 8 987 | 30,5% | 5 283 | 2 750 | 92,1% |
| Cosumar | | 10 233 | 10 433 | -1,9% | NC | NC | - | 1 009 | 826 | 22,2% |
| SBM | | 2 922 | 2 910 | 0,4% | 597 | 647 | -7,8% | 637 | 399 | 59,8% |
| Lesieur Cristal | | 5 934 | 6 897 | -14,0% | 74 | 463 | -84,0% | 3 | 206 | -98,8% |
| Mutandis | | 2 442 | 2 329 | 4,9% | 228 | 175 | 30,0% | 113 | 100 | 13,2% |
| Dari Couspate | | 874 | 782 | 11,9% | 44 | 12 | MAD +32 Mn | 35 | 20 | 77,3% |
| Oulmes | | 2 625 | 2 196 | 19,5% | 183 | 117 | 56,8% | 64 | 61 | 4,9% |
| Unimer | | 1 394 | 1 368 | 1,9% | NC | NC | - | 14 | 116 | -87,9% |
| Attijariwafa bank | | 29 943 | 25 935 | 15,5% | 13 771 | 11 615 | 18,6% | 7 508 | 6 103 | 23,0% |
| Bank Of Africa | | 16 953 | 15 624 | 8,5% | 5 395 | 4 697 | 14,9% | 2 662 | 2 305 | 15,5% |
| BCP | | 22 795 | 20 608 | 10,6% | 6 220 | 5 581 | 11,4% | 3 475 | 2 749 | 26,4% |
| CFG Bank | | 657 | 500 | 31,4% | 199 | 83 | 140,2% | 166 | 44 | MAD +122 Mn |
| Crédit du Maroc | | 2 927 | 2 569 | 13,9% | 883 | 759 | 16,4% | 503 | 404 | 24,4% |
| CIH Bank | | 4 468 | 3 518 | 27,0% | 1 196 | 1 067 | 12,1% | 710 | 669 | 6,2% |
| BMCI | | 3 438 | 3 054 | 12,6% | 614 | 420 | 46,0% | 171 | 229 | -25,1% |
| SANLAM Maroc | | 6 153 | 5 955 | 3,3% | 723 | -205 | MAD +927 Mn | 559 | -70 | MAD +630 Mn |
| Wafa Assurance | | 12 724 | 11 639 | 9,3% | 902 | 1 092 | -17,4% | 670 | 776 | -13,6% |
| AtlantaSanad | | 5 112 | 5 465 | -6,5% | 552 | 731 | -24,4% | 438 | 414 | 5,7% |
| AFMA | | 259 | 244 | 6,2% | 106 | 100 | 6,1% | 60 | 59 | 1,0% |
| Agma Lahlou-Tazi | | 161 | 152 | 5,8% | 89 | 82 | 8,0% | 63 | 57 | 11,4% |
| TGCC | | 7 287 | 5 244 | 39,0% | NC | NC | - | 363 | 245 | 48,2% |
| Delta Holding | | 3 133 | 2 799 | 11,9% | 315 | 312 | 0,9% | 189 | 166 | 13,9% |
| SNEP | | 795 | 1 107 | -28,3% | -11 | 153 | MAD -164 Mn | -57 | 87 | MAD -144 Mn |
| Sonasid | | 4 996 | 4 888 | 2,2% | 117 | 163 | -28,2% | 65 | 86 | -24,3% |
| Colorado | | 611 | 610 | 0,2% | 65 | 60 | 8,5% | 39 | 35 | 9,0% |
| Aluminium du Maroc | | 1 270 | 1 419 | -10,5% | NC | NC | - | 7 | 5 | 48,9% |
| Jet Contractors | | 2 276 | 1 800 | 26,5% | NC | NC | - | 73 | 27 | 170,4% |
| LafargeHolcim Maroc | | 8 212 | 7 985 | 2,8% | 2 978 | 2 696 | 10,5% | 1 548 | 1 392 | 11,2% |
| Ciments du Maroc | | 4 305 | 4 043 | 6,5% | 1 428 | 1 327 | 7,6% | 994 | 917 | 8,4% |
| Alliances | | 2 017 | 1 604 | 25,7% | NC | NC | - | 242 | 174 | 39,1% |
| RDS | | 421 | 543 | -22,5% | -28 | -26 | MAD -2 Mn | -67 | -61 | MAD -6 Mn |
| Addoha | | 2 134 | 1 378 | 54,9% | NC | NC | - | 188 | 12 | MAD +176 Mn |
| Taqa Morocco | | 13 191 | 13 604 | -3,0% | 2 708 | 2 913 | -7,0% | 1 037 | 1 303 | -20,4% |
| TotalEnergies Marketing Maroc | | 16 933 | 19 719 | -14,1% | NC | NC | - | 50 | 488 | -89,8% |
| Afriqueia Gaz | | 8 257 | 9 510 | -13,2% | 815 | 882 | -7,6% | 481 | 505 | -4,6% |
| Label Vie | | 15 780 | 13 947 | 13,1% | 794 | 752 | 5,7% | 508 | 748 | -32,2% |
| Auto Hall | | 4 912 | 4 831 | 1,7% | NC | NC | - | 97 | 181 | -46,4% |
| Auto Nejma | | 2 275 | 2 136 | 6,5% | 265 | 284 | -6,6% | 158 | 189 | -16,7% |
| Marsa Maroc | | 4 320 | 3 949 | 9,4% | 1 555 | 1 363 | 14,1% | 852 | 817 | 4,3% |
| Managem | | 7 508 | 9 645 | -22,2% | 1 002 | 1 970 | -49,1% | 514 | 1 614 | -68,2% |
| CMT | | 592 | 592 | 0,0% | 302 | 290 | 4,1% | 163 | 205 | -20,5% |
| SMI | | 1 066 | 798 | 33,6% | 235 | 33 | MAD +202 Mn | 169 | 35 | MAD +134 Mn |
| Disway | | 1 870 | 1 950 | -4,1% | 126 | 122 | 3,1% | 66 | 86 | -23,5% |
| Disty Technologies | | 541 | 497 | 8,9% | 29 | 26 | 11,0% | 19 | 4 | MAD +15 Mn |
| HPS | | 1 117 | 981 | 13,9% | 196 | 163 | 20,1% | 100 | 117 | -14,6% |
| Microdata | | 751 | 695 | 8,1% | 90 | 104 | -13,2% | 57 | 43 | 34,3% |
| S2M | | 275 | 262 | 5,0% | 35 | 25 | 40,0% | 11 | 10 | 12,4% |
| Involys | | 37 | 40 | -7,5% | 2 | 5 | -60,9% | 1 | 0 | MAD +1 Mn |
| M2M Group | | 79 | 62 | 27,0% | -10 | -45 | MAD +35 Mn | -22 | -45 | MAD +23 Mn |
| Maghrebaïl | | 332 | 441 | -24,7% | NC | NC | - | 128 | 119 | 7,6% |
| Maroc Leasing | | 410 | 334 | 22,5% | 181 | 154 | 18,0% | 104 | 69 | 51,2% |
| Salafin | | 396 | 399 | -0,8% | 157 | 147 | 6,5% | 91 | 86 | 5,6% |
| Eqdom | | 553 | 590 | -6,2% | 153 | 174 | -12,4% | 89 | 89 | 0,2% |
| Aradeï Capital | | 583 | 486 | 20,0% | 440 | 355 | 23,9% | 272 | 227 | 19,6% |
| Akdital | | 1 907 | 1 035 | 84,3% | 328 | 177 | 85,5% | 175 | 88 | 99,3% |
| Sothema | | 2 486 | 2 302 | 8,0% | 435 | 450 | -3,2% | 263 | 267 | -1,4% |
| Ennaki Automobiles | | 2 304 | 1 833 | 25,7% | NC | NC | - | 130 | 137 | -4,8% |
| Promopharm | | 806 | 705 | 14,3% | NC | NC | - | 57 | 75 | -24,4% |
| CTM | | 656 | 605 | 8,4% | 53 | 6 | MAD +47 Mn | 63 | 35 | 80,0% |
| Maghreb Oxygène | | 291 | 291 | -0,2% | 4 | 17 | -76,1% | 10 | 15 | -37,5% |
| Timar | | 625 | 665 | -6,0% | NC | NC | - | 22 | 13 | 70,6% |
| Balima | | 52 | 49 | 4,6% | 10 | 9 | 4,8% | 9 | 18 | -51,9% |
| Med Paper | | 118 | 142 | -16,8% | 11 | 14 | -21,0% | 6 | 7 | -23,3% |
| Afric Industries | | 43 | 40 | 8,1% | 7 | 9 | -17,4% | 4 | 6 | -28,0% |
| Immorente Invest | | 72 | 67 | 7,7% | 49 | 48 | 2,4% | 43 | 16 | 170,6% |
| Fenie Brossette | | 603 | 569 | 6,0% | 21 | 19 | 8,0% | 7 | 21 | -64,9% |
| SRM | | 313 | 360 | -13,0% | -1 | 6 | MAD -7 Mn | -9 | 3 | MAD -11 Mn |
| Zettidja | | 603 | 569 | 6,0% | 15 | 15 | 1,1% | -1 | 8 | MAD -9 Mn |
| Rebab Company | | 0 | 0 | 0,0% | NC | NC | - | 0 | 0 | MAD +0 Mn |
| Stroc Industrie | | 87 | 77 | 13,0% | -22 | 1 | MAD -23 Mn | -40 | -15 | MAD -25 Mn |
| IB Maroc.com | | NC | NC | - | NC | NC | - | NC | NC | - |
| Stokvis Nord Afrique | | 150 | 222 | -32,4% | -84 | -46 | MAD -39 Mn | -128 | -184 | MAD +55 Mn |
| Risma | | 1 175 | 1 037 | 13,4% | NC | NC | - | 244 | 152 | 60,4% |
| DLM | | NC | NC | - | NC | NC | - | NC | NC | - |





CASABLANCA CLOSING

EQUITY

2023 DIVIDENDS

| Stock | DPS 2023 | DPS 2022 | Change | GM Date | Ex-Dividend Date | Date of payment |
|-------------------------------|---------------------------|---------------------------|--------|------------|------------------|-----------------|
| Addoha | 0 | 0 | - | 25/06/2024 | | |
| AFMA | 55 | 55 | 0,0% | 11/06/2024 | | |
| Africa Industries | 20 | 20 | 0,0% | 11/06/2024 | 16/07/2024 | 25/07/2024 |
| Afrikaia Gaz | 140 | 140 | 0,0% | 21/03/2024 | 02/04/2024 | 16/04/2024 |
| Agma | 275 | 255 | 7,8% | 29/05/2024 | | 25/07/2024 |
| Akdital | 6,00 | 3,25 | 84,6% | 13/06/2024 | | 31/07/2024 |
| Alliances | 3,0 | - | - | 10/06/2024 | 11/07/2024 | 22/07/2024 |
| Aluminium du Maroc | 90 | 70 | 28,6% | 25/06/2024 | | |
| Aradei Capital | 5,88 | 19,19 | 6,7% | 28/06/2024 | 18/07/2024 | 29/07/2024 |
| | 14,59 [Extraordinary DPS] | | | | | |
| AtlantaSanad | 5,7 | 5,5 | 3,6% | 21/05/2024 | | 20/06/2024 |
| Attijariwafa bank | 16,5 | 15,5 | 6,5% | 11/06/2024 | 10/07/2024 | 19/07/2024 |
| Auto Hall | 2,0 | 3,5 | -42,9% | 29/05/2024 | 20/06/2024 | 01/07/2024 |
| Auto Nejma | 94 | 110 | 45,3% | 08/04/2024 | 23/05/2024 | 03/06/2024 |
| | | 15 [Extraordinary DPS] | | | | |
| Balima | 5,5 | 5,5 | 0,0% | 24/06/2024 | | 19/07/2024 |
| BCP | 10,0 | 9,0 | 11,1% | 28/06/2024 | | |
| Bank of Africa | 4 | 4 | 0,0% | 25/06/2024 | | 26/07/2024 |
| BMCI | 18 | 18 | 0,0% | 28/06/2024 | | 15/07/2024 |
| Cartier Saada | 0 | 0 | - | | | |
| Crédit du Maroc | 34,2 | 27,0 | 26,7% | 13/06/2024 | 09/07/2024 | 18/07/2024 |
| CFG Bank | 3,3 | - | - | 30/05/2024 | 11/06/2024 | 24/06/2024 |
| CIH Bank | 14 | 14 | 0,0% | 13/06/2024 | 09/07/2024 | 18/07/2024 |
| Cimar | 60,0 | 60,0 | 16,7% | 29/05/2024 | 02/07/2024 | 15/07/2024 |
| | 10 [Extraordinary DPS] | | | | | |
| CMT | 0 | 60 | - | | | |
| Colorado | 2,25 | 2,0 | 12,5% | 15/05/2024 | 06/06/2024 | 20/06/2024 |
| Cosumar | 7 | 7,0 | 0,0% | 06/06/2024 | | 22/07/2024 |
| | 3 [Extraordinary DPS] | | | | | |
| CTM | 15,0 | 25,0 | -40,0% | 10/06/2024 | | 23/09/2024 |
| Dari Couspate | 120 | 85 | - | 28/06/2024 | | 29/07/2024 |
| Delta Holding | 1,5 | 1,4 | 7,1% | 16/05/2024 | 10/07/2024 | 19/07/2024 |
| Disty Technologies | 15 | 10 | 50,0% | 06/06/2024 | 09/07/2024 | 18/07/2024 |
| Disway | 35 | 35 | 0,0% | 17/05/2024 | 25/06/2024 | 04/07/2024 |
| Delattre Levivier Maroc | 0 | 0 | - | | | |
| Ennaki Automobiles | 2,14 | 1,89 | 13,2% | 19/04/2024 | 10/07/2024 | 19/07/2024 |
| Eqdom | 55,0 | 55,0 | 0,0% | 30/05/2024 | 20/06/2024 | 01/07/2024 |
| Fenie Brossette | 0 | 0 | - | 25/06/2024 | | |
| HPS | 6,8 | 6,0 | 13,3% | | | |
| IB Maroc | 0 | 0 | - | | | |
| Immoyente | 1,0 | 1,0 | 4,0% | 04/04/2024 | 22/04/2024 | 30/04/2024 |
| | 2,2 | 2,0 | - | | 11/06/2024 | 24/06/2024 |
| | 1,0 | 1,0 | - | | | |
| | 1,0 | 1,0 | - | | | |
| Invovlys | 0 | 0 | - | 28/06/2024 | | |
| Jet Contractors | 7,0 | 0,0 | - | 30/05/2024 | 09/07/2024 | 18/07/2024 |
| Label Vie | 96,75 | 86,38 | 12,0% | 03/06/2024 | 20/06/2024 | 01/07/2024 |
| LafargeHolcim Maroc | 66 | 66 | 0,0% | 23/05/2024 | 06/06/2024 | 20/06/2024 |
| Lesieur Cristal | 2,0 | 4,5 | -55,6% | 15/05/2024 | 26/06/2024 | 05/07/2024 |
| M2M Group | 0 | 0 | - | 26/06/2024 | | |
| Maghreb Oxygène | 4,0 | 4,0 | 0,0% | 21/03/2024 | 03/04/2024 | 16/04/2024 |
| Maghrébaïl | 50 | 50 | 0,0% | 29/05/2024 | | 15/07/2024 |
| Managem | 30 | 30 | 0,0% | 06/06/2024 | 20/06/2024 | 01/07/2024 |
| Maroc Leasing | 14 | 14 | 0,0% | 10/05/2024 | | 27/09/2024 |
| Maroc Telecom | 4,20 | 2,19 | 91,8% | 28/03/2024 | | |
| Marsa Maroc | 8,5 | 8,0 | 6,3% | 25/06/2024 | | 07/08/2024 |
| Med Paper | 0 | 0 | - | 27/06/2024 | | |
| Microdata | 34 | 25 | 36,0% | 26/06/2024 | | 24/07/2024 |
| Mutandis | 10,5 | 8,5 | 23,5% | 03/04/2024 | 27/06/2024 | 10/07/2024 |
| TGCC | 7,5 | 6,0 | 25,0% | 07/06/2024 | | 05/08/2024 |
| Oulmès | 22,0 | 16,5 | 33,3% | 14/05/2024 | 26/06/2024 | 05/07/2024 |
| Promopharm | 0 | 40 | - | 20/06/2024 | | |
| RDS | 0 | 0 | - | 05/06/2024 | | |
| Rebab Company | 0 | 0 | - | 24/06/2024 | | |
| Risma | 6,00 | 0 | - | 20/06/2024 | | 30/09/2024 |
| S2M | 0 | 0 | - | 27/06/2024 | | |
| SANLAM Maroc | 77 | 36 | 113,9% | 06/06/2024 | | |
| Salafin | 14,25 | 13,50 | 5,6% | 14/05/2024 | 27/05/2024 | 05/06/2024 |
| | 14,25 [Extraordinary DPS] | 13,50 [Extraordinary DPS] | | | | |
| SBM | 160,0 | 145,5 | - | 07/05/2024 | 06/06/2024 | 20/06/2024 |
| SMI | 80 | 0 | - | 06/06/2024 | 20/06/2024 | 01/07/2024 |
| SNEP | 0 | 16 | - | 26/06/2024 | | |
| Sonasid | 21 | 30 | -30,0% | 14/06/2024 | 12/07/2024 | 23/07/2024 |
| Sothema | 17 | 25 | -32,0% | 22/05/2024 | 21/06/2024 | 02/07/2024 |
| SRM | 0 | 0 | - | 14/06/2024 | | |
| Stokvis | 0 | 0 | - | 10/05/2024 | | |
| Stroc Industrie | 0 | 0 | - | 28/06/2024 | | |
| Taqd Morocco | 35 | 35 | 0,0% | 23/05/2024 | 20/06/2024 | 28/06/2024 |
| Timar | 0 | 0 | - | 28/05/2024 | | |
| TotalEnergies Marketing Maroc | 56 | 56 | - | 06/06/2024 | 19/06/2024 | 27/06/2024 |
| Unimer | 1,0 | 1,0 | - | 27/06/2024 | | 01/09/2024 |
| Wafa Assurance | 140 | 130 | 7,7% | 15/05/2024 | 11/06/2024 | 26/06/2024 |
| Zellidja | 0 | 0 | - | 24/06/2024 | | |

Attijari Global Research

Mahat Zerhouni
+212 529 03 68 16
m.zerhouni@attijari.ma

Attijari Intermédiation

Anis Hares
+212 529 03 68 34

Alae Yahya
+212 529 03 68 15

Sofia Mohcine
+212 522 49 59 52

Mehdi Benchekroun
+212 529 03 68 14



Attijari
Global Research