



CASABLANCA CLOSING

EQUITY

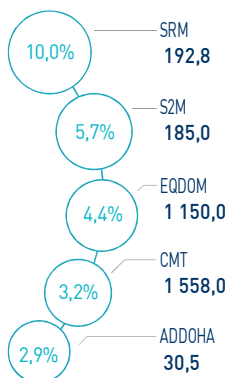
26 JULY 2024

MARKET INSIGHT

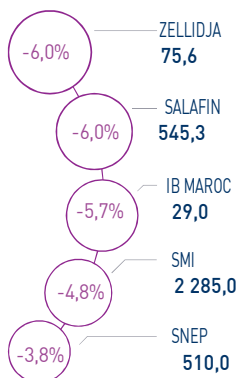
 MASI 13 773 pts	 MSI20 1 117 pts	 CAPI 714 MAD Bn	 VOLUME 238 MAD Mn
↗ Daily 0,82%	↗ Daily 0,86%	↗ High 714	MC 238
↗ YTD 13,89%	↗ YTD 12,84%	↘ Low 628	MB -

THE DAY IN REVIEW

TOP PERFORMERS



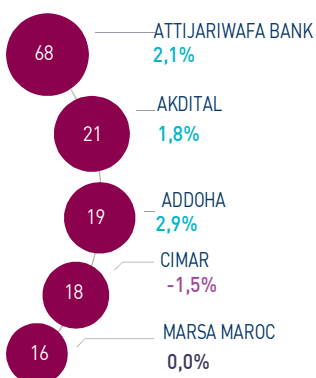
BOTTOM PERFORMERS



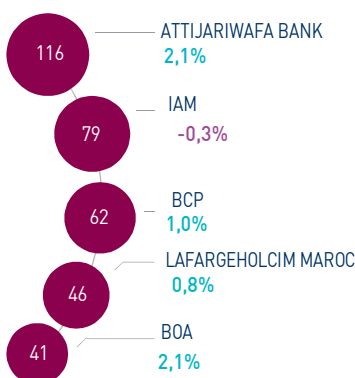
At the end of the last trading session of the week, the MASI index recorded an increase of +0.82% at 13,773 points. In this context, the annual performance stood at +13.89%.

SRM topped the highest increase recording a gain of +10.0%. In the opposite, Zellidja dropped by -6.0%, i.e. the strongest decline of this trading session.

MOST ACTIVE (MAD Mn)



LARGEST CAP (MAD Bn)



Volume traded on the central market reached MAD 238 Mn.

This was mainly driven by Attijariwafa bank which monopolized almost 28% of the total flow.

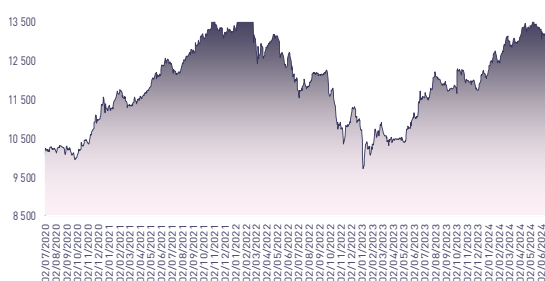
Attijari Global Research

Mahat Zerhouni
+212 529 03 68 16
m.zerhouni@attijari.ma

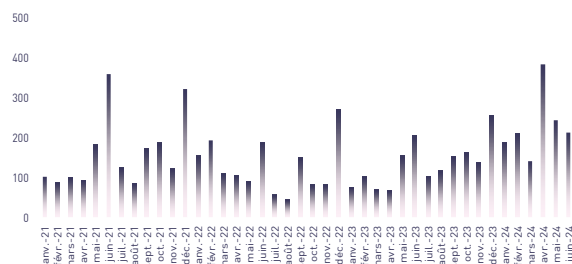
Attijari Intermédiation

Anis Hares
+212 529 03 68 34
Alae Yahya
+212 529 03 68 15
Sofia Mohcine
+212 529 03 68 21
Mehdi Benckroun
+212 529 03 68 14

MASI INDEX EVOLUTION (pts)



ADV- MONTHLY BASIS VOLUME (MAD Mn)



KEY ECONOMIC RELEASES/EVENTS OVER THE WEEK

| Jul. 26th | 2024
TGCC : Ordinary bond issue by private placement of an amount of MAD 450 Mn.

| Jul. 25th | 2024
In H1 2024, recurring NIGS of Maroc Telecom recorded a slight increase of 0.3% to settle at MAD 2.943 Mn.

| Jul. 24th | 2024
In H1 2024, air traffic in Morocco recorded an increased of 19% compared to H1 2023.

| Jul. 23rd | 2024
Immorente Invest : Update of the information prospectus related to the commercial paper program.



Attijari
Global Research



CASABLANCA CLOSING

EQUITY

DAILY STOCK ON JULY 26th, 2024

26/07/2024	Close	Day	YTD	Max 2024	Min 2024	Quantity	P/E 23R	P/B 23R	D/Y 23R
Addoha	30,46	2,94%	112,56%	37,50	14,83	632 511	N.S	1,4	0,0%
AFMA	1 240,0	1,31%	3,33%	1 252,0	1 183,0	100	20,7	24,5	4,4%
Afric Industries	314,0	-0,16%	-6,25%	346,8	302,0	81	20,5	2,1	6,4%
Afriquia Gaz	3 950,0	0,00%	-1,25%	4 300,0	3 900,0	454	28,2	4,6	3,5%
Agma	6 676,0	0,00%	4,64%	7 500,0	6 289,0	0	21,1	9,9	4,1%
Akdital	923,0	1,76%	86,09%	923,0	496,1	22 867	N.S	9,5	0,7%
Alliances	258,00	1,61%	123,38%	280,00	123,50	38 589	23,5	1,7	1,2%
Aluminium du Maroc	1 544,0	-0,06%	12,78%	1 579,0	1 320,0	8	N.S	2,9	5,8%
Aradei Capital	510,0	0,00%	14,61%	552,0	441,0	1 154	21,1	1,3	4,0%
AtlantaSanad	132,8	1,37%	4,57%	152,0	121,0	7 249	1,0	0,2	4,3%
Attijariwafa bank	540,0	2,08%	17,39%	540,0	462,5	127 055	15,5	2,0	3,1%
Auto Hall	67,99	-0,01%	0,35%	81,50	63,00	9 446	35,3	2,1	2,9%
Auto Nejma	2 068,0	0,00%	-16,28%	2 470,0	1 945,0	0	13,4	1,8	4,5%
Balima	188,0	0,00%	1,62%	235,2	185,0	0	36,9	2,6	2,9%
BCP	307,0	0,99%	11,64%	310,0	275,0	21 975	18,0	1,6	3,3%
BoA	195,0	2,09%	8,64%	205,5	180,0	9 962	15,6	1,5	2,1%
BMCI	630,0	0,80%	16,67%	643,6	548,8	3 481	N.S	1,2	2,9%
Cartier Saada	30,72	2,40%	39,64%	34,23	21,82	320	N.S	1,2	0,0%
CFG Bank	171,0	1,18%	20,85%	171,0	146,0	17 080	36,1	3,6	1,9%
CIH Bank	400,0	1,78%	13,78%	400,0	333,0	13 836	17,2	1,8	3,5%
Cimar	1 850,0	-1,49%	10,12%	1 878,0	1 677,0	9 721	26,9	7,7	3,8%
CMT	1 558,0	3,18%	42,94%	1 594,0	988,0	3 762	16,1	3,5	0,0%
Colorado	53,60	1,15%	15,27%	56,97	44,17	198	22,4	2,6	4,2%
Cosumar	190,0	0,53%	-2,56%	201,4	187,0	26 326	17,8	3,0	5,3%
Crédit du Maroc	874,9	0,56%	9,77%	950,0	797,0	1 078	18,9	1,5	3,9%
CTM	679,0	1,27%	19,10%	695,0	570,1	17	13,2	2,5	2,2%
Dari Couspate	3 688,0	0,00%	15,25%	3 808,0	3 200,0	0	31,2	3,2	3,3%
Delattre Levivier	40,00	0,00%	0,00%	40,00	40,00	0	N.S	N.S	0,0%
Delta Holding	51,30	-1,35%	44,51%	52,10	36,00	1 243	23,8	1,9	2,9%
Diac Salaf	26,25	0,00%	0,00%	26,25	26,25	0	N.S	N.S	0,0%
Disty Technologies	239,0	-0,02%	24,84%	268,2	187,0	245	12,7	1,4	6,3%
Disway	689,6	1,41%	6,09%	734,0	672,0	23	19,8	1,9	5,1%
Ennaki	33,69	-0,15%	8,68%	37,40	31,14	313	7,8	1,3	6,4%
Eqdom	1 150,0	4,36%	16,49%	1 240,0	990,0	1 000	21,6	1,3	4,8%
Fenie Brossette	97,00	0,00%	2,84%	122,00	85,10	104	19,4	1,1	0,0%
HPS	521,0	-0,76%	-16,24%	624,6	495,5	8 434	38,6	5,5	1,3%
IAM	89,6	-0,33%	-10,40%	105,3	87,3	45 627	14,9	4,6	4,7%
IB Maroc	29,00	-5,66%	40,10%	38,00	20,11	4	N.S	N.S	0,0%
Immoyente	91,0	0,00%	-2,15%	96,7	91,0	38 825	19,2	1,0	5,7%
Involys	85,5	-1,71%	-2,84%	94,9	83,0	41	N.S	0,4	0,0%
Jet Contractors	630,0	0,72%	147,06%	630,0	255,0	6 807	26,1	1,8	1,1%
Label Vie	4 480,0	1,82%	6,67%	4 750,0	4 118,0	2 302	25,5	4,2	2,2%
LafargeHolcim Maroc	1 960,0	0,82%	2,08%	2 074,0	1 795,0	1 800	29,7	4,0	3,4%
Lesieur Cristal	280,0	0,00%	3,70%	300,0	256,2	0	N.S	4,4	0,7%
M2M Group	455,0	0,00%	-26,49%	619,0	423,5	0	N.S	2,8	0,0%
Maghreb Oxygène	215,5	2,62%	-6,30%	233,0	195,0	163	18,3	0,6	1,9%
Maghrébail	970,0	0,00%	6,59%	999,0	909,0	0	10,5	1,2	5,2%
Managem	2 650,0	-1,08%	50,57%	2 679,0	1 730,0	998	N.S	3,4	1,1%
Maroc Leasing	414,5	0,00%	15,13%	414,5	356,0	0	11,0	1,1	3,4%
Marsa Maroc	368,0	0,00%	32,37%	385,0	270,0	16 796	31,7	10,7	2,3%
Med Paper	19,29	0,05%	-5,86%	21,50	18,50	518	16,2	3,5	0,0%
Microdata	644,0	-0,16%	7,33%	695,0	600,0	42	18,9	5,9	5,3%
Mutandis	265,0	-1,43%	6,00%	276,0	248,0	462	21,7	2,4	4,0%
Oulmès	1 359,0	0,00%	0,74%	1 449,0	1 261,0	0	42,1	3,8	1,6%
Promopharm	900,0	-3,28%	-10,00%	1 008,0	900,0	127	15,8	1,9	0,0%
Rebab	69,90	0,00%	-16,60%	83,81	66,00	0	N.S	0,5	0,0%
RDS	83,90	2,04%	286,64%	100,00	22,48	16 529	N.S	0,5	0,0%
Risma	250,0	0,00%	20,77%	264,1	190,0	7 485	14,7	2,7	2,4%
S2M	185,0	5,71%	2,78%	199,0	155,6	964	13,8	2,4	0,0%
Sanlam Maroc	1 947,0	0,15%	49,88%	2 090,0	1 132,0	18	14,3	2,9	0,3%
Salafin	545,3	-5,98%	4,87%	630,0	480,8	106	18,8	2,0	5,2%
Samir	127,8	0,00%	0,00%	127,8	127,8	0	N.S	N.S	0,0%
SBM	2 596,0	2,20%	15,02%	2 893,0	2 200,0	820	11,5	4,2	6,2%
SMI	2 285,0	-4,75%	72,71%	2 422,0	1 311,0	55	22,2	2,8	3,5%
SNEP	510,0	-3,77%	4,08%	650,0	477,0	1 126	N.S	1,7	0,0%
Sonasis	880,0	1,38%	33,33%	921,1	664,1	2 589	N.S	1,9	2,4%
Sothema	950,0	0,00%	-0,11%	1 051,0	945,0	20	26,0	4,6	1,8%
SRM	192,8	9,98%	60,93%	192,8	93,5	100	N.S	0,4	0,0%
Stokvis Nord Afrique	11,19	1,73%	2,66%	11,69	10,23	10 889	N.S	N.S	0,0%
Stroc Industrie	32,39	0,00%	12,78%	37,95	25,50	797	N.S	N.S	0,0%
TAQA Morocco	1 320,0	0,69%	20,00%	1 450,0	1 100,0	5 823	30,0	4,8	2,7%
TGCC	330,1	1,24%	77,45%	335,0	188,0	24 359	28,8	7,1	2,3%
TotalEnergies Maroc	1 421,0	0,00%	22,50%	1 463,0	1 170,0	510	N.S	5,5	3,9%
UNIMER	176,9	0,00%	-0,06%	178,0	167,4	0	N.S	1,8	0,6%
Wafa Assurance	4 000,0	0,00%	0,00%	4 428,0	3 863,0	10	20,9	1,7	3,5%
Zellidja	75,6	-5,99%	7,74%	80,5	70,2	5	N.S	0,8	0,0%
MASI	13 773,2	0,82%	13,89%	13 773,2	12 141,7	-	18,0	3,6	3,0%

Multiples reflect 2023 results reported to the current stock market capitalization



Attijari
Global Research



CASABLANCA CLOSING

EQUITY

FY 2023 FINANCIAL FIGURES

	Turnover			EBIT			Net Income (Group Share)			
	MAD Mn	2023	2022	Change	2023	2022	Change	2023	2022	Change
Maroc Telecom		36 786	35 731	3,0%	11 726	8 987	30,5%	5 283	2 750	92,1%
Cosumar		10 233	10 433	-1,9%	NC	NC	-	1 009	826	22,2%
SBM		2 922	2 910	0,4%	597	647	-7,8%	637	399	59,8%
Lesieur Cristal		5 934	6 897	-14,0%	74	463	-84,0%	3	206	-98,8%
Mutandis		2 442	2 329	4,9%	228	175	30,0%	113	100	13,2%
Dari Couspate		874	782	11,9%	44	12	MAD +32 Mn	35	20	77,3%
Oulmes		2 625	2 196	19,5%	183	117	56,8%	64	61	4,9%
Unimer		1 394	1 368	1,9%	NC	NC	-	14	116	-87,9%
Attijariwafa bank		29 943	25 935	15,5%	13 771	11 615	18,6%	7 508	6 103	23,0%
Bank Of Africa		16 953	15 624	8,5%	5 395	4 697	14,9%	2 662	2 305	15,5%
BCP		22 795	20 608	10,6%	6 220	5 581	11,4%	3 475	2 749	26,4%
CFG Bank		657	500	31,4%	199	83	140,2%	166	44	MAD +122 Mn
Crédit du Maroc		2 927	2 569	13,9%	883	759	16,4%	503	404	24,4%
CIH Bank		4 468	3 518	27,0%	1 196	1 067	12,1%	710	669	6,2%
BMCI		3 438	3 054	12,6%	614	420	46,0%	171	229	-25,1%
SANLAM Maroc		6 153	5 955	3,3%	723	-205	MAD +927 Mn	559	-70	MAD +630 Mn
Wafa Assurance		12 724	11 639	9,3%	902	1 092	-17,4%	670	776	-13,6%
AtlantaSanad		5 112	5 465	-6,5%	552	731	-24,4%	438	414	5,7%
AFMA		259	244	6,2%	106	100	6,1%	60	59	1,0%
Agma Lahlou-Tazi		161	152	5,8%	89	82	8,0%	63	57	11,4%
TGCC		7 287	5 244	39,0%	NC	NC	-	363	245	48,2%
Delta Holding		3 133	2 799	11,9%	315	312	0,9%	189	166	13,9%
SNEP		795	1 107	-28,3%	-11	153	MAD -164 Mn	-57	87	MAD -144 Mn
Sonasis		4 996	4 888	2,2%	117	163	-28,2%	65	86	-24,3%
Colorado		611	610	0,2%	65	60	8,5%	39	35	9,0%
Aluminium du Maroc		1 270	1 419	-10,5%	NC	NC	-	7	5	48,9%
Jet Contractors		2 276	1 800	26,5%	NC	NC	-	73	27	170,4%
LafargeHolcim Maroc		8 212	7 985	2,8%	2 978	2 696	10,5%	1 548	1 392	11,2%
Ciments du Maroc		4 305	4 043	6,5%	1 428	1 327	7,6%	994	917	8,4%
Alliances		2 017	1 604	25,7%	NC	NC	-	242	174	39,1%
RDS		421	543	-22,5%	-28	-26	MAD -2 Mn	-67	-61	MAD -6 Mn
Addoha		2 134	1 378	54,9%	NC	NC	-	188	12	MAD +176 Mn
Taq Morocco		13 191	13 604	-3,0%	2 708	2 913	-7,0%	1 037	1 303	-20,4%
TotalEnergies Marketing Maroc		16 933	19 719	-14,1%	NC	NC	-	50	488	-89,8%
Afriqueia Gaz		8 257	9 510	-13,2%	815	882	-7,6%	481	505	-4,6%
Label Vie		15 780	13 947	13,1%	794	752	5,7%	508	748	-32,2%
Auto Hall		4 912	4 831	1,7%	NC	NC	-	97	181	-46,4%
Auto Nejma		2 275	2 136	6,5%	265	284	-6,6%	158	189	-16,7%
Marsa Maroc		4 320	3 949	9,4%	1 555	1 363	14,1%	852	817	4,3%
Managem		7 508	9 645	-22,2%	1 002	1 970	-49,1%	514	1 614	-68,2%
CMT		592	592	0,0%	302	290	4,1%	163	205	-20,5%
SMI		1 066	798	33,6%	235	33	MAD +202 Mn	169	35	MAD +134 Mn
Disway		1 870	1 950	-4,1%	126	122	3,1%	66	86	-23,5%
Disty Technologies		541	497	8,9%	29	26	11,0%	19	4	MAD +15 Mn
HPS		1 117	981	13,9%	196	163	20,1%	100	117	-14,6%
Microdata		751	695	8,1%	90	104	-13,2%	57	43	34,3%
S2M		275	262	5,0%	35	25	40,0%	11	10	12,4%
Involys		37	40	-7,5%	2	5	-60,9%	1	0	MAD +1 Mn
M2M Group		79	62	27,0%	-10	-45	MAD +35 Mn	-22	-45	MAD +23 Mn
Maghrebaïl		332	441	-24,7%	NC	NC	-	128	119	7,6%
Maroc Leasing		410	334	22,5%	181	154	18,0%	104	69	51,2%
Salafin		396	399	-0,8%	157	147	6,5%	91	86	5,6%
Eqdom		553	590	-6,2%	153	174	-12,4%	89	89	0,2%
Aradeï Capital		583	486	20,0%	440	355	23,9%	272	227	19,6%
Akdital		1 907	1 035	84,3%	328	177	85,5%	175	88	99,3%
Sothema		2 486	2 302	8,0%	435	450	-3,2%	263	267	-1,4%
Ennaki Automobiles		2 304	1 833	25,7%	NC	NC	-	130	137	-4,8%
Promopharm		806	705	14,3%	NC	NC	-	57	75	-24,4%
CTM		656	605	8,4%	53	6	MAD +47 Mn	63	35	80,0%
Maghreb Oxygène		291	291	-0,2%	4	17	-76,1%	10	15	-37,5%
Timar		625	665	-6,0%	NC	NC	-	22	13	70,6%
Balima		52	49	4,6%	10	9	4,8%	9	18	-51,9%
Med Paper		118	142	-16,8%	11	14	-21,0%	6	7	-23,3%
Afric Industries		43	40	8,1%	7	9	-17,4%	4	6	-28,0%
Immorente Invest		72	67	7,7%	49	48	2,4%	43	16	170,6%
Fenie Brossette		603	569	6,0%	21	19	8,0%	7	21	-64,9%
SRM		313	360	-13,0%	-1	6	MAD -7 Mn	-9	3	MAD -11 Mn
Zettidja		603	569	6,0%	15	15	1,1%	-1	8	MAD -9 Mn
Rebab Company		0	0	0,0%	NC	NC	-	0	0	MAD +0 Mn
Stroc Industrie		87	77	13,0%	-22	1	MAD -23 Mn	-40	-15	MAD -25 Mn
IB Maroc.com		NC	NC	-	NC	NC	-	NC	NC	-
Stokvis Nord Afrique		150	222	-32,4%	-84	-46	MAD -39 Mn	-128	-184	MAD +55 Mn
Risma		1 175	1 037	13,4%	NC	NC	-	244	152	60,4%
DLM		NC	NC	-	NC	NC	-	NC	NC	-





CASABLANCA CLOSING

EQUITY

2023 DIVIDENDS

Stock	DPS 2023	DPS 2022	Change	GM Date	Ex-Dividend Date	Date of payment
Addoha	0	0	-	25/06/2024		
AFMA	55	55	0,0%	11/06/2024		
Africa Industries	20	20	0,0%	11/06/2024	16/07/2024	25/07/2024
Afrikaia Gaz	140	140	0,0%	21/03/2024	02/04/2024	16/04/2024
Agma	275	255	7,8%	29/05/2024	16/07/2024	25/07/2024
Akdital	6,00	3,25	84,6%	13/06/2024		31/07/2024
Alliances	3,0	-	-	10/06/2024	11/07/2024	22/07/2024
Aluminium du Maroc	90	70	28,6%	25/06/2024	01/08/2024	09/08/2024
Aradei Capital	5,88	19,19	6,7%	28/06/2024	18/07/2024	29/07/2024
	14,59 [Extraordinary DPS]					
AtlantaSanad	5,7	5,5	3,6%	21/05/2024		20/06/2024
Attijariwafa bank	16,5	15,5	6,5%	11/06/2024	10/07/2024	19/07/2024
Auto Hall	2,0	3,5	-42,9%	29/05/2024	20/06/2024	01/07/2024
Auto Nejma	94	110	45,3%	08/04/2024	23/05/2024	03/06/2024
		15 [Extraordinary DPS]				
Balima	5,5	5,5	0,0%	24/06/2024	16/07/2024	25/07/2024
BCP	10,0	9,0	11,1%	28/06/2024	19/07/2024	31/07/2024
Bank of Africa	4	4	0,0%	25/06/2024	17/07/2024	26/07/2024
BMCI	18	18	0,0%	28/06/2024	17/07/2024	26/07/2024
Cartier Saada	0	0	-			
Crédit du Maroc	34,2	27,0	26,7%	13/06/2024	09/07/2024	18/07/2024
CFG Bank	3,3	-	-	30/05/2024	11/06/2024	24/06/2024
CIH Bank	14	14	0,0%	13/06/2024	09/07/2024	18/07/2024
Cimar	60,0	60,0	16,7%	29/05/2024	02/07/2024	15/07/2024
	10 [Extraordinary DPS]					
CMT	0	60	-			
Colorado	2,25	2,0	12,5%	15/05/2024	06/06/2024	20/06/2024
Cosumar	7,0	7,0	0,0%	06/06/2024	11/07/2024	22/07/2024
	3 [Extraordinary DPS]					
CTM	15,0	25,0	-40,0%	10/06/2024	10/09/2024	23/09/2024
Dari Couspate	120	85	41,2%	28/06/2024	18/07/2024	29/07/2024
Delta Holding	1,5	1,4	7,1%	16/05/2024	10/07/2024	19/07/2024
Disty Technologies	15	10	50,0%	06/06/2024	09/07/2024	18/07/2024
Disway	35	35	0,0%	17/05/2024	25/06/2024	04/07/2024
Delattre Levivier Maroc	0	0	-			
Ennaki Automobiles	2,14	1,89	13,2%	19/04/2024	10/07/2024	19/07/2024
Eqdom	55,0	55,0	0,0%	30/05/2024	20/06/2024	01/07/2024
Fenie Brossette	0	0	-	25/06/2024		
HPS	6,8	6,0	13,3%	26/06/2024	17/07/2024	26/07/2024
IB Maroc	0	0	-			
Immorente	1,0	1,0	4,0%	04/04/2024	22/04/2024	30/04/2024
	2,2	2,0			11/06/2024	24/06/2024
	1,0	1,0				
	1,0	1,0				
Involys	0	0	-	28/06/2024		
Jet Contractors	7,0	0,0	-	30/05/2024	09/07/2024	18/07/2024
Label Vie	96,75	86,38	12,0%	03/06/2024	20/06/2024	01/07/2024
LafargeHolcim Maroc	66	66	0,0%	23/05/2024	06/06/2024	20/06/2024
Lesieur Cristal	2,0	4,5	-55,6%	15/05/2024	26/06/2024	05/07/2024
M2M Group	0	0	-	26/06/2024		
Maghreb Oxygène	4,0	4,0	0,0%	21/03/2024	03/04/2024	16/04/2024
Maghrébaïl	50	50	0,0%	29/05/2024		
Managem	30	30	0,0%	06/06/2024	20/06/2024	01/07/2024
Maroc Leasing	14	14	0,0%	10/05/2024		27/09/2024
Maroc Telecom	4,20	2,19	91,8%	28/03/2024		
Marsa Maroc	8,5	8,0	6,3%	25/06/2024	24/07/2024	07/08/2024
Med Paper	0	0	-	27/06/2024		
Microdata	34	25	36,0%	26/06/2024	15/07/2024	24/07/2024
Mutandis	10,5	8,5	23,5%	03/04/2024	27/06/2024	10/07/2024
TGCC	7,5	6,0	25,0%	07/06/2024	12/07/2024	23/07/2024
Oulmès	22,0	16,5	33,3%	14/05/2024	26/06/2024	05/07/2024
Promopharm	0	40	-	20/06/2024		
RDS	0	0	-	05/06/2024		
Rebab Company	0	0	-	24/06/2024		
Risma	6,00	0	-	20/06/2024	18/07/2024	29/07/2024
S2M	0	0	-	27/06/2024		
SANLAM Maroc	77	36	113,9%	06/06/2024	22/08/2024	30/08/2024
Salafin	14,25	13,50	5,6%	14/05/2024	27/05/2024	05/06/2024
	14,25 [Extraordinary DPS]	13,50 [Extraordinary DPS]				
SBM	160,0	145,5	-	07/05/2024	06/06/2024	20/06/2024
SMI	80	0	-	06/06/2024	20/06/2024	01/07/2024
SNEP	0	16	-	26/06/2024		
Sonasid	21	30	-30,0%	14/06/2024	12/07/2024	23/07/2024
Sothema	17	25	-32,0%	22/05/2024	21/06/2024	02/07/2024
SRM	0	0	-	14/06/2024		
Stokvis	0	0	-	10/05/2024		
Stroc Industrie	0	0	-	28/06/2024		
Taqa Morocco	35	35	0,0%	23/05/2024	20/06/2024	28/06/2024
Timar	0	0	-	28/05/2024		
TotalEnergies Marketing Maroc	56	56	-	06/06/2024	19/06/2024	27/06/2024
Unimer	1,0	1,0	-	27/06/2024	09/09/2024	20/09/2024
Wafa Assurance	140	130	7,7%	15/05/2024	11/06/2024	26/06/2024
Zellidja	0	0	-	24/06/2024		

Attijari Global Research

Mahat Zerhouni
+212 529 03 68 16
m.zerhouni@attijari.ma

Attijari Intermédiation

Anis Hares
+212 529 03 68 34

Alae Yahya
+212 529 03 68 15

Sofia Mohcine
+212 522 49 59 52

Mehdi Benchekroun
+212 529 03 68 14



Attijari
Global Research