

CASABLANCA CLOSING EQUITY

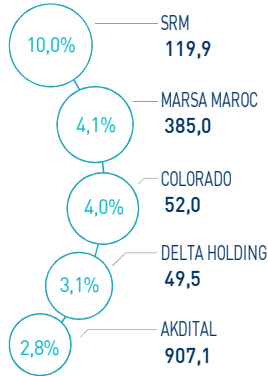
19 JULY 2024

MARKET INSIGHT

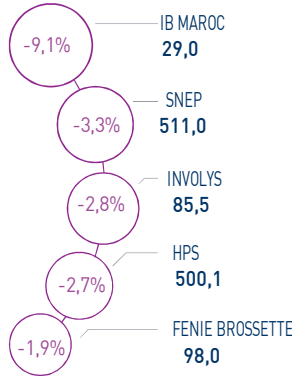
 MASI 13 623 pts	 MSI20 1 106 pts	 CAPI 707 MAD Bn	 VOLUME 288 MAD Mn
↗ Daily 0,20%	↗ Daily 0,15%	↗ High 707	MC 288
↗ YTD 12,65%	↗ YTD 11,72%	↘ Low 628	MB -

THE DAY IN REVIEW

TOP PERFORMERS



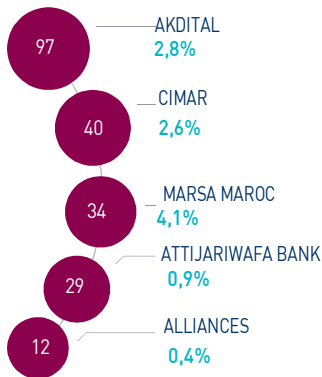
BOTTOM PERFORMERS



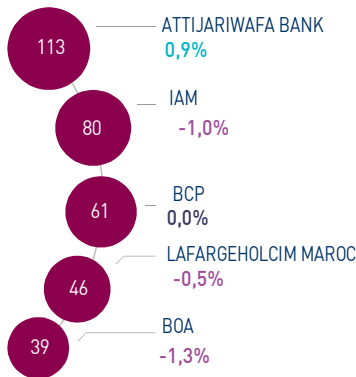
At the end of the last trading session of the week, the MASI index recorded an increase of +0.20% at 13,623 points. In this context, the annual performance stood at +12.65%.

SRM topped the highest increase recording a gain of +10.0%. In the opposite, IB Maroc dropped by -9.1%, i.e. the strongest decline of this trading session.

MOST ACTIVE (MAD Mn)



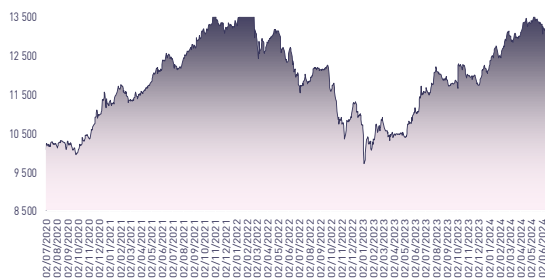
LARGEST CAP (MAD Bn)



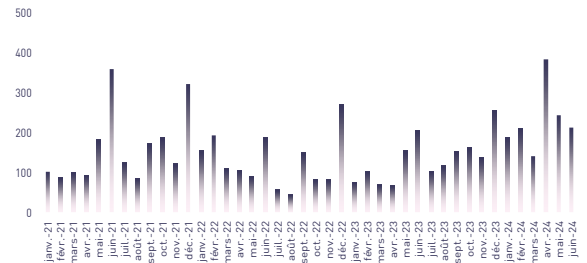
Volume traded on the central market reached MAD 288 Mn.

This was mainly driven by Akdital and Ciments du Maroc which monopolized almost 48% of the total flow.

MASI INDEX EVOLUTION (pts)



ADV- MONTHLY BASIS VOLUME (MAD Mn)



KEY ECONOMIC RELEASES/EVENTS OVER THE WEEK

| Jul. 19th | 2024
SRM : Agreement for the takeover of Groupe Premium SA by the company Unatrac Holding Limited.

| Jul. 19th | 2024
In H1 2024, Ennabl Automobiles' revenue stood at TND 310.7 Mn, up 5.2% compared to the same period of the previous year.

| Jul. 18th | 2024
The Household Confidence Index stood at 46.1 pts in Q2 2024, up 0.8 point compared to the previous quarter and 0.7 pt y-o-y.

| Jul. 18th | 2024
HPS : Signature of a SaaS contract with a one of the largest banks in Australia.

Attijari Global Research

Mahat Zerhouni
+212 529 03 68 16
m.zerhouni@attijari.ma

Attijari Intermédiation

Anis Hares
+212 529 03 68 34
Alae Yahya
+212 529 03 68 15
Sofia Mohcine
+212 529 03 68 21
Mehdi Benckroun
+212 529 03 68 14



Attijari
Global Research



CASABLANCA CLOSING

EQUITY

DAILY STOCK ON JULY 19th, 2024

19/07/2024	Close	Day	YTD	Max 2024	Min 2024	Quantity	P/E 23R	P/B 23R	D/Y 23R
Addoha	28,99	-0,99%	102,30%	37,50	14,83	196 143	N.S	1,3	0,0%
AFMA	1 248,0	0,32%	4,00%	1 252,0	1 183,0	1	20,8	24,6	4,4%
Afric Industries	315,0	-0,03%	-5,96%	346,8	302,0	35	20,6	2,1	6,3%
Africa Gaz	4 000,0	0,00%	0,00%	4 300,0	3 900,0	213	28,6	4,6	3,5%
Agma	6 676,0	0,00%	4,64%	7 500,0	6 289,0	0	21,1	9,9	4,1%
Akdital	907,1	2,85%	82,88%	907,1	496,1	106 937	N.S	9,3	0,7%
Alliances	251,00	0,40%	117,32%	280,00	123,50	47 716	22,9	1,6	1,2%
Aluminium du Maroc	1 507,0	-1,44%	10,08%	1 579,0	1 320,0	10	N.S	2,9	6,0%
Aradei Capital	512,0	-0,58%	15,06%	552,0	441,0	2 319	21,1	1,3	4,0%
AtlantaSanad	133,4	1,06%	5,04%	152,0	121,0	53	1,0	0,2	4,3%
Attijariwafa bank	527,8	0,90%	14,74%	527,8	462,5	54 903	15,1	2,0	3,1%
Auto Hall	68,00	-0,73%	0,37%	81,50	63,00	21 191	35,3	2,1	2,9%
Auto Nejma	2 068,0	0,00%	-16,28%	2 470,0	1 945,0	0	13,4	1,8	4,5%
Balima	188,0	0,00%	1,62%	235,2	185,0	0	36,9	2,6	2,9%
BCP	300,0	0,00%	9,09%	310,0	275,0	17 918	17,6	1,6	3,3%
BoA	191,0	-1,29%	6,41%	205,5	180,0	9 041	15,3	1,5	2,1%
BMCI	630,0	1,61%	16,67%	643,6	548,8	3 407	N.S	1,2	2,9%
Cartier Saada	31,39	-0,29%	42,68%	34,23	21,82	1 052	N.S	1,2	0,0%
CFG Bank	169,1	1,26%	19,51%	169,1	146,0	40 856	35,7	3,6	2,0%
CIH Bank	388,0	-0,26%	10,37%	389,0	333,0	316	16,7	1,7	3,6%
Cimar	1 802,0	2,62%	7,26%	1 871,0	1 677,0	22 150	26,2	7,5	3,9%
CMT	1 408,0	-1,19%	29,17%	1 594,0	988,0	837	14,5	3,1	0,0%
Colorado	51,99	3,98%	11,81%	56,97	44,17	161	21,7	2,6	4,3%
Cosumar	190,0	-1,04%	-2,56%	201,4	187,0	11 532	17,8	3,0	5,3%
Crédit du Maroc	880,0	0,00%	10,41%	950,0	797,0	3 000	19,0	1,5	3,9%
CTM	680,0	1,06%	19,28%	695,0	570,1	213	13,2	2,6	2,2%
Dari Couspate	3 688,0	0,00%	15,25%	3 808,0	3 200,0	0	31,2	3,2	3,3%
Delattre Levivier	40,00	0,00%	0,00%	40,00	40,00	0	N.S	N.S	0,0%
Delta Holding	49,50	3,15%	39,44%	50,00	36,00	15 298	23,0	1,8	3,0%
Diac Salaf	26,25	0,00%	0,00%	26,25	26,25	0	N.S	N.S	0,0%
Disty Technologies	239,0	-0,10%	24,87%	268,2	187,0	408	12,7	1,4	6,3%
Disway	688,9	0,00%	5,98%	734,0	672,0	0	19,8	1,9	5,1%
Ennaki	33,39	-0,45%	7,71%	37,40	31,14	475	7,7	1,3	6,4%
Egdom	1 090,0	0,00%	10,41%	1 240,0	990,0	0	20,4	1,2	5,0%
Fenie Brossette	98,00	-1,90%	3,90%	122,00	85,10	2 673	19,6	1,1	0,0%
HPS	500,1	-2,70%	-19,60%	624,6	495,5	8 260	37,1	5,2	1,4%
IAM	90,6	-0,99%	-9,40%	105,3	87,3	57 353	15,1	4,7	4,6%
IB Maroc	29,00	-9,06%	40,10%	38,00	20,11	871	N.S	N.S	0,0%
Immoyente	93,0	0,04%	-0,01%	96,7	91,0	1 179	19,6	1,0	5,6%
Involys	85,5	-2,80%	-2,84%	94,9	83,0	181	N.S	0,4	0,0%
Jet Contractors	615,0	1,74%	141,18%	630,0	255,0	2 161	25,5	1,8	1,1%
Label Vie	4 446,0	1,05%	5,86%	4 750,0	4 118,0	1 413	25,3	4,2	2,2%
LafargeHolcim Maroc	1 950,0	-0,51%	1,56%	2 074,0	1 795,0	4 397	29,5	4,0	3,4%
Lesieur Cristal	275,0	0,00%	1,85%	300,0	256,2	0	N.S	4,3	0,7%
M2M Group	460,0	1,63%	-25,69%	619,0	423,5	4 083	N.S	2,8	0,0%
Maghreb Oxygène	204,0	0,00%	-11,30%	233,0	195,0	0	17,4	0,6	2,0%
Maghrébail	916,0	0,22%	0,66%	999,0	909,0	12	9,9	1,2	5,5%
Managem	2 559,0	1,35%	45,40%	2 559,0	1 730,0	222	N.S	3,3	1,2%
Maroc Leasing	414,5	0,00%	15,13%	414,5	356,0	0	11,0	1,1	3,4%
Marsa Maroc	385,0	4,05%	38,49%	385,0	270,0	89 293	33,2	11,2	2,2%
Med Paper	18,70	-1,58%	-8,74%	21,50	18,50	5 570	15,7	3,4	0,0%
Microdata	644,9	-0,02%	7,48%	695,0	600,0	109	18,9	5,9	5,3%
Mutandis	263,8	0,69%	5,52%	276,0	248,0	1 352	21,6	2,4	4,0%
Oulmès	1 359,0	0,00%	0,74%	1 449,0	1 261,0	0	42,1	3,8	1,6%
Promopharm	922,0	0,00%	-7,80%	1 008,0	921,0	0	16,2	1,9	0,0%
Rebab	70,00	0,00%	-16,48%	83,81	66,00	0	N.S	0,5	0,0%
RDS	77,01	-0,63%	254,88%	100,00	22,48	34 109	N.S	0,5	0,0%
Risma	241,2	-0,74%	16,52%	264,1	190,0	1 612	14,2	2,6	2,5%
S2M	178,0	0,00%	-1,11%	199,0	155,6	0	13,3	2,3	0,0%
Sanlam Maroc	1 947,0	0,88%	49,88%	2 090,0	1 132,0	25	14,3	2,9	0,3%
Salafin	580,0	2,11%	11,54%	630,0	480,8	300	20,0	2,1	4,9%
Samir	127,8	0,00%	0,00%	127,8	127,8	0	N.S	N.S	0,0%
SBM	2 546,0	0,63%	12,80%	2 893,0	2 200,0	151	11,3	4,1	6,3%
SMI	2 378,0	0,76%	79,74%	2 422,0	1 311,0	605	23,1	2,9	3,4%
SNEP	511,0	-3,26%	4,29%	650,0	477,0	115	N.S	1,7	0,0%
Sonasid	890,0	1,71%	34,85%	921,1	664,1	1 667	N.S	1,9	2,4%
Sothema	950,0	0,00%	-0,11%	1 051,0	945,0	578	26,0	4,6	1,8%
SRM	119,9	9,95%	0,04%	119,9	93,5	180	N.S	0,2	0,0%
Stokvis Nord Afrique	10,97	-0,18%	0,64%	11,69	10,23	181	N.S	N.S	0,0%
Stroc Industrie	31,94	0,13%	11,21%	37,95	25,50	401	N.S	N.S	0,0%
TAQA Morocco	1 319,0	1,46%	19,91%	1 450,0	1 100,0	1 285	30,0	4,8	2,7%
TGCC	329,0	0,06%	76,88%	334,0	188,0	15 730	28,7	7,0	2,3%
TotalEnergies Maroc	1 371,0	0,00%	18,19%	1 463,0	1 170,0	0	N.S	5,3	4,1%
UNIMER	176,9	0,00%	-0,06%	178,0	167,4	0	N.S	1,8	0,6%
Wafa Assurance	4 010,0	-0,74%	0,25%	4 428,0	3 863,0	442	20,9	1,7	3,5%
Zellidja	78,9	0,00%	12,39%	79,0	70,2	0	N.S	0,9	0,0%
MA SI	13 623,0	0,20%	12,65%	13 623,0	12 141,7	-	17,9	3,6	3,1%

Multiples reflect 2023 results reported to the current stock market capitalization



Attijari
Global Research



CASABLANCA CLOSING

EQUITY

FY 2023 FINANCIAL FIGURES

	Turnover			EBIT			Net Income (Group Share)		
	MAD Mn	2023	2022	Change	2023	2022	Change	2023	2022
Maroc Telecom	36 786	35 731	3,0%	11 726	8 987	30,5%	5 283	2 750	92,1%
Cosumar	10 233	10 433	-1,9%	NC	NC	-	1 009	826	22,2%
SBM	2 922	2 910	0,4%	597	647	-7,8%	637	399	59,8%
Lesieur Cristal	5 934	6 897	-14,0%	74	463	-84,0%	3	206	-98,8%
Mutandis	2 442	2 329	4,9%	228	175	30,0%	113	100	13,2%
Dari Couspate	874	782	11,9%	44	12	MAD +32 Mn	35	20	77,3%
Oulmes	2 625	2 196	19,5%	183	117	56,8%	64	61	4,9%
Unimer	1 394	1 368	1,9%	NC	NC	-	14	116	-87,9%
Attijariwafa bank	29 943	25 935	15,5%	13 771	11 615	18,6%	7 508	6 103	23,0%
Bank Of Africa	16 953	15 624	8,5%	5 395	4 697	14,9%	2 662	2 305	15,5%
BCP	22 795	20 608	10,6%	6 220	5 581	11,4%	3 475	2 749	26,4%
CFG Bank	657	500	31,4%	199	83	140,2%	166	44	MAD +122 Mn
Crédit du Maroc	2 927	2 569	13,9%	883	759	16,4%	503	404	24,4%
CIH Bank	4 468	3 518	27,0%	1 196	1 067	12,1%	710	669	6,2%
BMCI	3 438	3 054	12,6%	614	420	46,0%	171	229	-25,1%
SANLAM Maroc	6 153	5 955	3,3%	723	-205	MAD +927 Mn	559	-70	MAD +630 Mn
Wafa Assurance	12 724	11 639	9,3%	902	1 092	-17,4%	670	776	-13,6%
AtlantaSanad	5 112	5 465	-6,5%	552	731	-24,4%	438	414	5,7%
AFMA	259	244	6,2%	106	100	6,1%	60	59	1,0%
Agma Lahlou-Tazi	161	152	5,8%	89	82	8,0%	63	57	11,4%
TGCC	7 287	5 244	39,0%	NC	NC	-	363	245	48,2%
Delta Holding	3 133	2 799	11,9%	315	312	0,9%	189	166	13,9%
SNEP	795	1 107	-28,3%	-11	153	MAD -164 Mn	-57	87	MAD -144 Mn
Sonasid	4 996	4 888	2,2%	117	163	-28,2%	65	86	-24,3%
Colorado	611	610	0,2%	65	60	8,5%	39	35	9,0%
Aluminium du Maroc	1 270	1 419	-10,5%	NC	NC	-	7	5	48,9%
Jet Contractors	2 276	1 800	26,5%	NC	NC	-	73	27	170,4%
LafargeHolcim Maroc	8 212	7 985	2,8%	2 978	2 696	10,5%	1 548	1 392	11,2%
Ciments du Maroc	4 305	4 043	6,5%	1 428	1 327	7,6%	994	917	8,4%
Alliances	2 017	1 604	25,7%	NC	NC	-	242	174	39,1%
RDS	421	543	-22,5%	-28	-26	MAD -2 Mn	-67	-61	MAD -6 Mn
Addoha	2 134	1 378	54,9%	NC	NC	-	188	12	MAD +176 Mn
Taqva Morocco	13 191	13 604	-3,0%	2 708	2 913	-7,0%	1 037	1 303	-20,4%
TotalEnergies Marketing Maroc	16 933	19 719	-14,1%	NC	NC	-	50	488	-89,8%
Afriqueia Gaz	8 257	9 510	-13,2%	815	882	-7,6%	481	505	-4,6%
Label Vie	15 780	13 947	13,1%	794	752	5,7%	508	748	-32,2%
Auto Hall	4 912	4 831	1,7%	NC	NC	-	97	181	-46,4%
Auto Nejma	2 275	2 136	6,5%	265	284	-6,6%	158	189	-16,7%
Marsa Maroc	4 320	3 949	9,4%	1 555	1 363	14,1%	852	817	4,3%
Managem	7 508	9 645	-22,2%	1 002	1 970	-49,1%	514	1 614	-68,2%
CMT	592	592	0,0%	302	290	4,1%	163	205	-20,5%
SMI	1 066	798	33,6%	235	33	MAD +202 Mn	169	35	MAD +134 Mn
Disway	1 870	1 950	-4,1%	126	122	3,1%	66	86	-23,5%
Disty Technologies	541	497	8,9%	29	26	11,0%	19	4	MAD +15 Mn
HPS	1 117	981	13,9%	196	163	20,1%	100	117	-14,6%
Microdata	751	695	8,1%	90	104	-13,2%	57	43	34,3%
S2M	275	262	5,0%	35	25	40,0%	11	10	12,4%
Involys	37	40	-7,5%	2	5	-60,9%	1	0	MAD +1 Mn
M2M Group	79	62	27,0%	-10	-45	MAD +35 Mn	-22	-45	MAD +23 Mn
Maghrebaïl	332	441	-24,7%	NC	NC	-	128	119	7,6%
Maroc Leasing	410	334	22,5%	181	154	18,0%	104	69	51,2%
Salafin	396	399	-0,8%	157	147	6,5%	91	86	5,6%
Eqdom	553	590	-6,2%	153	174	-12,4%	89	89	0,2%
Aradei Capital	583	486	20,0%	440	355	23,9%	272	227	19,6%
Akdital	1 907	1 035	84,3%	328	177	85,5%	175	88	99,3%
Sothema	2 486	2 302	8,0%	435	450	-3,2%	263	267	-1,4%
Ennaki Automobiles	2 304	1 833	25,7%	NC	NC	-	130	137	-4,8%
Promopharm	806	705	14,3%	NC	NC	-	57	75	-24,4%
CTM	656	605	8,4%	53	6	MAD +47 Mn	63	35	80,0%
Maghreb Oxygène	291	291	-0,2%	4	17	-76,1%	10	15	-37,5%
Timar	625	665	-6,0%	NC	NC	-	22	13	70,6%
Balima	52	49	4,6%	10	9	4,8%	9	18	-51,9%
Med Paper	118	142	-16,8%	11	14	-21,0%	6	7	-23,3%
Afric Industries	43	40	8,1%	7	9	-17,4%	4	6	-28,0%
Immorente Invest	72	67	7,7%	49	48	2,4%	43	16	170,6%
Fenie Brossette	603	569	6,0%	21	19	8,0%	7	21	-64,9%
SRM	313	360	-13,0%	-1	6	MAD -7 Mn	-9	3	MAD -11 Mn
Zettidja	603	569	6,0%	15	15	1,1%	-1	8	MAD -9 Mn
Rebab Company	0	0	0,0%	NC	NC	-	0	0	MAD +0 Mn
Stroc Industrie	87	77	13,0%	-22	1	MAD -23 Mn	-40	-15	MAD -25 Mn
IB Maroc.com	NC	NC	-	NC	NC	-	NC	NC	-
Stokvis Nord Afrique	150	222	-32,4%	-84	-46	MAD -39 Mn	-128	-184	MAD +55 Mn
Risma	1 175	1 037	13,4%	NC	NC	-	244	152	60,4%
DLM	NC	NC	-	NC	NC	-	NC	NC	-





CASABLANCA CLOSING

EQUITY



2023 DIVIDENDS

Stock	DPS 2023	DPS 2022	Change	GM Date	Ex-Dividend Date	Date of payment
Addoha	0	0	-	25/06/2024		
AFMA	55	55	0,0%	11/06/2024		
Africa Industries	20	20	0,0%	11/06/2024	16/07/2024	25/07/2024
Afrikaia Gaz	140	140	0,0%	21/03/2024	02/04/2024	16/04/2024
Agma	275	255	7,8%	29/05/2024	16/07/2024	25/07/2024
Akdital	6,00	3,25	84,6%	13/06/2024		31/07/2024
Alliances	3,0	-	-	10/06/2024	11/07/2024	22/07/2024
Aluminium du Maroc	90	70	28,6%	25/06/2024		
Aradei Capital	5,88	19,19	6,7%	28/06/2024	18/07/2024	29/07/2024
	14,59 [Extraordinary DPS]					
AtlantaSanad	5,7	5,5	3,6%	21/05/2024		20/06/2024
Attijariwafa bank	16,5	15,5	6,5%	11/06/2024	10/07/2024	19/07/2024
Auto Hall	2,0	3,5	-42,9%	29/05/2024	20/06/2024	01/07/2024
Auto Nejma	94	110	45,3%	08/04/2024	23/05/2024	03/06/2024
		15 [Extraordinary DPS]				
Balima	5,5	5,5	0,0%	24/06/2024	16/07/2024	25/07/2024
BCP	10,0	9,0	11,1%	28/06/2024	19/07/2024	31/07/2024
Bank of Africa	4	4	0,0%	25/06/2024	17/07/2024	26/07/2024
BMCI	18	18	0,0%	28/06/2024	17/07/2024	26/07/2024
Cartier Saada	0	0	-			
Crédit du Maroc	34,2	27,0	26,7%	13/06/2024	09/07/2024	18/07/2024
CFG Bank	3,3	-	-	30/05/2024	11/06/2024	24/06/2024
CIH Bank	14	14	0,0%	13/06/2024	09/07/2024	18/07/2024
Cimar	60,0	60,0	16,7%	29/05/2024	02/07/2024	15/07/2024
	10 [Extraordinary DPS]					
CMT	0	60	-			
Colorado	2,25	2,0	12,5%	15/05/2024	06/06/2024	20/06/2024
Cosumar	7,0	7,0	0,0%	06/06/2024	11/07/2024	22/07/2024
	3 [Extraordinary DPS]					
CTM	15,0	25,0	-40,0%	10/06/2024		23/09/2024
Dari Couspate	120	85	41,2%	28/06/2024	18/07/2024	29/07/2024
Delta Holding	1,5	1,4	7,1%	16/05/2024	10/07/2024	19/07/2024
Disty Technologies	15	10	50,0%	06/06/2024	09/07/2024	18/07/2024
Disway	35	35	0,0%	17/05/2024	25/06/2024	04/07/2024
Delattre Levivier Maroc	0	0	-			
Ennaki Automobiles	2,14	1,89	13,2%	19/04/2024	10/07/2024	19/07/2024
Eqdom	55,0	55,0	0,0%	30/05/2024	20/06/2024	01/07/2024
Fenie Brossette	0	0	-	25/06/2024		
HPS	6,8	6,0	13,3%	26/06/2024	17/07/2024	26/07/2024
IB Maroc	0	0	-			
Immorente	1,0	1,0	4,0%	04/04/2024	22/04/2024	30/04/2024
	2,2	2,0			11/06/2024	24/06/2024
	1,0	1,0				
	1,0	1,0				
Involys	0	0	-	28/06/2024		
Jet Contractors	7,0	0,0	-	30/05/2024	09/07/2024	18/07/2024
Label Vie	96,75	86,38	12,0%	03/06/2024	20/06/2024	01/07/2024
LafargeHolcim Maroc	66	66	0,0%	23/05/2024	06/06/2024	20/06/2024
Lesieur Cristal	2,0	4,5	-55,6%	15/05/2024	26/06/2024	05/07/2024
M2M Group	0	0	-	26/06/2024		
Maghreb Oxygène	4,0	4,0	0,0%	21/03/2024	03/04/2024	16/04/2024
Maghrébaïl	50	50	0,0%	29/05/2024		
Managem	30	30	0,0%	06/06/2024	20/06/2024	01/07/2024
Maroc Leasing	14	14	0,0%	10/05/2024		27/09/2024
Maroc Telecom	4,20	2,19	91,8%	28/03/2024		
Marsa Maroc	8,5	8,0	6,3%	25/06/2024	24/07/2024	07/08/2024
Med Paper	0	0	-	27/06/2024		
Microdata	34	25	36,0%	26/06/2024	15/07/2024	24/07/2024
Mutandis	10,5	8,5	23,5%	03/04/2024	27/06/2024	10/07/2024
TGCC	7,5	6,0	25,0%	07/06/2024	12/07/2024	05/08/2024
Oulmès	22,0	16,5	33,3%	14/05/2024	26/06/2024	05/07/2024
Promopharm	0	40	-	20/06/2024		
RDS	0	0	-	05/06/2024		
Rebab Company	0	0	-	24/06/2024		
Risma	6,00	0	-	20/06/2024	18/07/2024	29/07/2024
S2M	0	0	-	27/06/2024		
SANLAM Maroc	77	36	113,9%	06/06/2024	22/08/2024	30/08/2024
Salafin	14,25	13,50	5,6%	14/05/2024	27/05/2024	05/06/2024
	14,25 [Extraordinary DPS]	13,50 [Extraordinary DPS]				
SBM	160,0	145,5	-	07/05/2024	06/06/2024	20/06/2024
SMI	80	0	-	06/06/2024	20/06/2024	01/07/2024
SNEP	0	16	-	26/06/2024		
Sonasid	21	30	-30,0%	14/06/2024	12/07/2024	23/07/2024
Sothema	17	25	-32,0%	22/05/2024	21/06/2024	02/07/2024
SRM	0	0	-	14/06/2024		
Stokvis	0	0	-	10/05/2024		
Stroc Industrie	0	0	-	28/06/2024		
Taqd Morocco	35	35	0,0%	23/05/2024	20/06/2024	28/06/2024
Timar	0	0	-	28/05/2024		
TotalEnergies Marketing Maroc	56	56	-	06/06/2024	19/06/2024	27/06/2024
Unimer	1,0	1,0	-	27/06/2024		01/09/2024
Wafa Assurance	140	130	7,7%	15/05/2024	11/06/2024	26/06/2024
Zellidja	0	0	-	24/06/2024		

Attijari Global Research

Mahat Zerhouni
+212 529 03 68 16
m.zerhouni@attijari.ma

Attijari Intermédiation

Anis Hares
+212 529 03 68 34

Alae Yahya
+212 529 03 68 15

Sofia Mohcine
+212 522 49 59 52

Mehdi Benchekroun
+212 529 03 68 14



Attijari
Global Research