

CASABLANCA CLOSING EQUITY

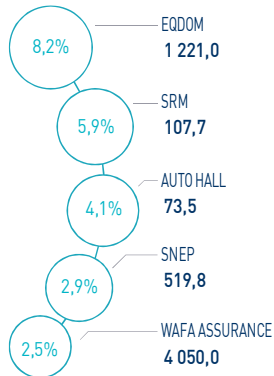
20 JUNE 2024

MARKET INSIGHT

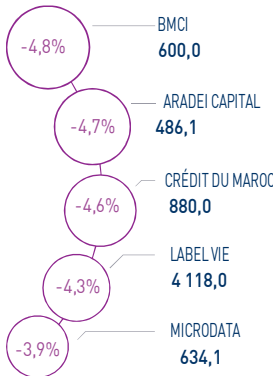
 MASI 	13 138 pts	 MSI20 	1 060 pts	 CAPI 	684 MAD Bn	 VOLUME 	259 MAD Mn
↓ Daily	-0,39%	↓ Daily	-0,35%	↑ High	704	MC	259
↑ YTD	8,64%	↑ YTD	7,08%	↓ Low	628	MB	-

THE DAY IN REVIEW

TOP PERFORMERS



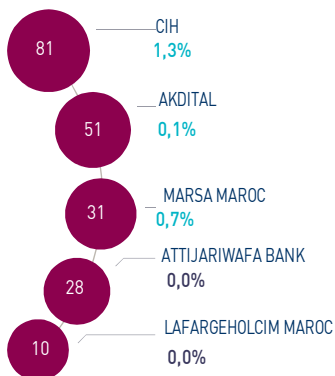
BOTTOM PERFORMERS



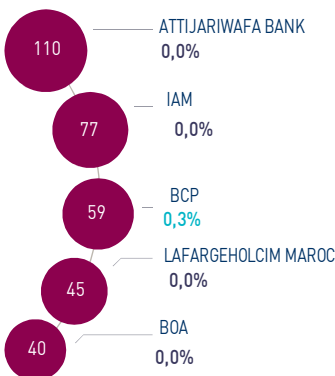
At the end of this trading session, the MASI index recorded a decrease of -0.39% at 13,138 points. In this context, the annual performance stood at +8.64%.

Eqdom topped the highest increase recording a gain of +8.2%. In the opposite, BMCI dropped by -4.8%, i.e. the strongest decline of this trading session.

MOST ACTIVE (MAD Mn)



LARGEST CAP (MAD Bn)



Volume traded on the official market reached MAD 259 Mn.

This was mainly driven by CIH, Akdital and Marsa Maroc which monopolized almost 63% of the total flow.

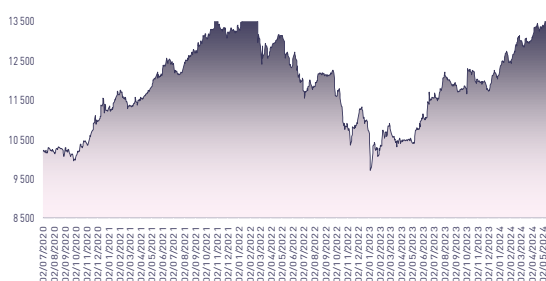
Attijari Global Research

Mahat Zerhouni
+212 529 03 68 16
m.zerhouni@attijari.ma

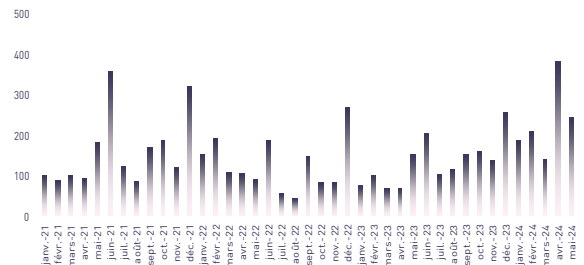
Attijari Intermédiation

Anis Hares
+212 529 03 68 34
Alae Yahya
+212 529 03 68 15
Sofia Mohcine
+212 529 03 68 21
Mehdi Benchekroun
+212 529 03 68 14

MASI INDEX EVOLUTION (pts)



ADV- MONTHLY BASIS VOLUME (MAD Mn)



KEY ECONOMIC RELEASES/EVENTS OVER THE WEEK

| June. 19th | 2024

Cartier Saada's net income more than tripled during the FY 2023/2024 to MAD 8 Mn.

| June. 19th | 2024

AMMC approved, on June 14th 2024, the prospectus relating to the issue by Attijariwafa bank of a subordinated bond loan for MAD 1 Bn with a maturity of 7 years.

| June. 19th | 2024

Managem announces the creation of an industrial natural gas division and the acquisition of the company Sound Energy Morocco East Limited (SEME).

| June. 19th | 2024

RDS company has closed the issuance of a bond loan by private placement, for MAD 120 Mn, with a maturity of 10 years and a risk premium of 210 BPS.



Attijari
Global Research



CASABLANCA CLOSING

EQUITY



DAILY STOCK ON JUNE 20th, 2024

20/06/2024	Close	Day	YTD	Max 2024	Min 2024	Quantity	P/E 23R	P/B 23R	D/Y 23R
Addoha	29,75	0,00%	107,61%	37,50	14,83	80 637	N.S	1,3	0,0%
AFMA	1 224,0	0,00%	2,00%	1 252,0	1 183,0	1	20,4	24,1	4,5%
Afric Industries	327,0	1,24%	-2,37%	335,0	316,0	19	21,4	2,2	6,1%
Afriquia Gaz	4 000,0	0,00%	0,00%	4 300,0	3 950,0	1 372	28,6	4,6	3,5%
Agma	6 665,0	0,00%	4,47%	7 500,0	6 289,0	0	21,1	9,9	4,1%
Akdital	688,4	0,06%	38,79%	753,0	496,1	74 303	N.S	6,3	0,9%
Alliances	252,90	0,36%	118,96%	280,00	123,50	5 481	23,1	1,6	1,2%
Aluminium du Maroc	1 529,0	0,00%	11,69%	1 579,0	1 320,0	0	N.S	2,9	5,9%
Aradei Capital	486,1	-4,69%	9,24%	552,0	441,0	19 072	20,1	1,2	4,2%
AtlantaSanad	136,6	-1,73%	7,56%	152,0	121,0	348	1,0	0,2	4,2%
Attijariwafa bank	509,2	0,00%	10,70%	517,7	462,5	55 353	14,6	1,9	3,2%
Auto Hall	73,50	4,11%	8,49%	81,50	63,00	19	38,1	2,3	2,7%
Auto Nejma	1 945,0	0,00%	-21,26%	2 470,0	1 945,0	0	12,6	1,7	4,8%
Balima	221,5	0,00%	19,73%	235,2	185,0	0	43,4	3,1	2,5%
BCP	292,0	0,33%	6,16%	309,0	275,0	29 902	17,1	1,5	3,4%
BoA	190,0	0,00%	5,85%	205,5	180,0	2 608	15,2	1,5	2,1%
BMCI	600,0	-4,76%	11,11%	640,0	548,8	6 148	N.S	1,1	3,0%
Cartier Saada	31,69	-0,75%	44,05%	34,23	21,82	3 215	N.S	1,2	0,0%
CFG Bank	156,8	-1,75%	10,81%	166,0	146,0	442	33,1	3,3	2,1%
CIH Bank	377,0	1,34%	7,24%	389,0	333,0	214 135	16,2	1,7	3,7%
Cimar	1 800,0	0,00%	7,14%	1 871,0	1 677,0	470	26,1	7,5	3,9%
CMT	1 360,0	-1,66%	24,77%	1 594,0	988,0	164	14,0	3,0	0,0%
Colorado	52,99	-0,77%	13,96%	56,97	44,17	6 773	22,1	2,6	4,2%
Cosumar	192,6	0,00%	-1,23%	201,4	187,0	8 538	18,0	3,1	5,2%
Crédit du Maroc	880,0	-4,56%	10,41%	922,0	797,0	2 000	19,0	1,5	3,9%
CTM	640,0	-0,31%	12,26%	687,9	570,1	36	12,5	2,4	2,3%
Dari Couspate	3 593,0	0,00%	12,28%	3 593,0	3 200,0	0	30,4	3,1	3,3%
Delattre Levivier	40,00	0,00%	0,00%	40,00	40,00	0	N.S	N.S	0,0%
Delta Holding	48,50	0,10%	36,62%	50,00	36,00	1 036	22,5	1,8	3,1%
Diac Salaf	26,25	0,00%	0,00%	26,25	26,25	0	N.S	N.S	0,0%
Disty Technologies	248,1	0,79%	29,60%	268,2	187,0	223	13,2	1,4	6,0%
Disway	694,3	-0,67%	6,82%	734,0	672,0	3 829	20,0	2,0	5,0%
Ennaki	35,00	0,00%	12,90%	37,40	31,14	1 429	8,1	1,4	6,1%
Eqdom	1 221,0	8,24%	23,68%	1 229,0	990,0	5	22,9	1,4	4,5%
Fenie Brossette	104,70	-1,04%	11,01%	122,00	85,10	216	20,9	1,1	0,0%
HPS	535,0	-0,04%	-13,99%	624,6	530,0	898	39,6	5,6	1,3%
IAM	88,2	0,00%	-11,85%	105,3	88,2	55 404	14,7	4,5	4,8%
IB Maroc	34,40	-3,18%	66,18%	38,00	20,11	6	N.S	N.S	0,0%
Immorente	93,0	-0,53%	0,00%	96,7	91,0	348	19,6	1,0	5,6%
Involys	85,5	0,00%	-2,84%	94,9	83,5	6	N.S	0,4	0,0%
Jet Contractors	570,0	0,00%	123,53%	630,0	255,0	670	23,7	1,6	1,2%
Label Vie	4 118,0	-4,30%	-1,95%	4 750,0	4 118,0	800	23,5	3,9	2,3%
LafargeHolcim Maroc	1 910,0	0,00%	-0,52%	2 074,0	1 795,0	5 157	28,9	3,9	3,5%
Lesieur Cristal	275,0	0,00%	1,85%	290,0	256,2	0	N.S	4,3	0,7%
M2M Group	490,0	0,00%	-20,84%	619,0	486,0	0	N.S	3,0	0,0%
Maghreb Oxygène	208,0	0,00%	-9,57%	233,0	195,0	0	17,7	0,6	1,9%
Maghrébaïl	972,0	0,00%	6,81%	999,0	909,0	0	10,5	1,2	5,1%
Managem	2 441,0	0,04%	38,69%	2 450,0	1 730,0	949	N.S	3,1	1,2%
Maroc Leasing	414,5	0,00%	15,13%	414,5	356,0	0	11,0	1,1	3,4%
Marsa Maroc	298,8	0,72%	7,46%	306,0	270,0	102 287	25,7	8,7	2,8%
Med Paper	19,29	1,63%	-5,86%	21,50	18,55	350	16,2	3,5	0,0%
Microdata	634,1	-3,92%	5,68%	695,0	600,0	704	18,6	5,8	5,4%
Mutandis	272,0	-0,29%	8,80%	276,0	248,0	1 859	22,3	2,5	3,9%
Oulmès	1 283,0	0,00%	-4,89%	1 449,0	1 271,0	0	39,8	3,6	1,7%
Promopharm	934,0	0,00%	-6,60%	1 008,0	921,0	100	16,4	2,0	0,0%
Rebab	70,90	0,00%	-15,40%	83,81	66,00	0	N.S	0,5	0,0%
RDS	81,00	-0,61%	273,27%	100,00	22,48	18 790	N.S	0,5	0,0%
Risma	242,0	-0,80%	16,88%	264,1	190,0	2 708	14,2	2,6	2,5%
S2M	176,9	-0,03%	-1,72%	199,0	155,6	1	13,2	2,3	0,0%
Sanlam Maroc	1 995,0	0,00%	53,58%	2 090,0	1 132,0	0	14,7	3,0	0,3%
Salafin	590,0	0,00%	13,46%	630,0	480,8	0	20,3	2,1	4,8%
Samir	127,8	0,00%	0,00%	127,8	127,8	0	N.S	N.S	0,0%
SBM	2 335,0	0,21%	3,46%	2 893,0	2 200,0	2	10,4	3,8	6,9%
SMI	2 260,0	0,89%	70,82%	2 422,0	1 311,0	4	22,0	2,8	3,5%
SNEP	519,8	2,91%	6,08%	650,0	477,0	792	N.S	1,8	0,0%
Sonasid	809,8	-0,33%	22,70%	921,1	664,1	373	N.S	1,8	2,6%
Sothema	1 029,0	-0,10%	8,20%	1 051,0	945,0	1	28,2	4,9	1,7%
SRM	107,7	5,90%	-10,10%	117,8	93,5	933	N.S	0,2	0,0%
Stokvis Nord Afrique	10,99	-0,09%	0,83%	11,69	10,23	4	N.S	N.S	0,0%
Stroc Industrie	35,50	0,00%	23,61%	37,95	25,50	49	N.S	N.S	0,0%
TAQA Morocco	1 337,0	2,53%	21,55%	1 450,0	1 100,0	1 657	30,4	4,9	2,6%
TGCC	310,0	-1,27%	66,67%	334,0	188,0	637	27,0	6,6	2,4%
TotalEnergies Maroc	1 330,0	-1,48%	14,66%	1 463,0	1 170,0	340	N.S	5,1	4,2%
UNIMER	177,0	0,00%	0,00%	178,0	167,4	0	N.S	1,8	0,6%
Wafa Assurance	4 050,0	2,53%	1,25%	4 428,0	3 863,0	3	21,1	1,7	3,5%
Zellidja	75,4	0,00%	7,35%	79,0	70,2	0	N.S	0,8	0,0%
MASI	13 138,1	-0,39%	8,64%	13 541,3	12 141,7	-	17,5	3,4	3,2%

Multiples reflect 2023 results reported to the current stock market capitalization



Attijari
Global Research



CASABLANCA CLOSING

EQUITY

FY 2023 FINANCIAL FIGURES

MAD Mn	Turnover			EBIT			Net Income (Group Share)		
	2023	2022	Change	2023	2022	Change	2023	2022	Change
Maroc Telecom	36 786	35 731	3,0%	11 726	8 987	30,5%	5 283	2 750	92,1%
Cosumar	10 233	10 433	-1,9%	NC	NC	-	1 009	826	22,2%
SBM	2 922	2 910	0,4%	597	647	-7,8%	637	399	59,8%
Lesieur Cristal	5 934	6 897	-14,0%	74	463	-84,0%	3	206	-98,8%
Mutandis	2 442	2 329	4,9%	228	175	30,0%	113	100	13,2%
Dari Couspate	874	782	11,9%	44	12	MAD +32 Mn	35	20	77,3%
Oulmès	2 625	2 196	19,5%	183	117	56,8%	64	61	4,9%
Unimer	1 394	1 368	1,9%	NC	NC	-	14	116	-87,9%
Attijariwafa bank	29 943	25 935	15,5%	13 771	11 615	18,6%	7 508	6 103	23,0%
Bank Of Africa	16 953	15 624	8,5%	5 395	4 697	14,9%	2 662	2 305	15,5%
BCP	22 795	20 608	10,6%	6 220	5 581	11,4%	3 475	2 749	26,4%
CFG Bank	657	500	31,4%	199	83	140,2%	166	44	MAD +122 Mn
Crédit du Maroc	2 927	2 569	13,9%	883	759	16,4%	503	404	24,4%
CIH Bank	4 468	3 518	27,0%	1 196	1 067	12,1%	710	669	6,2%
BMCI	3 438	3 054	12,6%	614	420	46,0%	171	229	-25,1%
SANLAM Maroc	6 153	5 955	3,3%	723	-205	MAD +927 Mn	559	-70	MAD +630 Mn
Wafa Assurance	12 724	11 639	9,3%	902	1 092	-17,4%	670	776	-13,6%
AtlantaSanad	5 112	5 465	-6,5%	552	731	-24,4%	438	414	5,7%
AFMA	259	244	6,2%	106	100	6,1%	60	59	1,0%
Agma Lahlou-Tazi	161	152	5,8%	89	82	8,0%	63	57	11,4%
TGCC	7 287	5 244	39,0%	NC	NC	-	363	245	48,2%
Delta Holding	3 133	2 799	11,9%	315	312	0,9%	189	166	13,9%
SNEP	795	1 107	-28,3%	-11	153	MAD -164 Mn	-57	87	MAD -144 Mn
Sonasid	4 996	4 888	2,2%	117	163	-28,2%	65	86	-24,3%
Colorado	611	610	0,2%	65	60	8,5%	39	35	9,0%
Aluminium du Maroc	1 270	1 419	-10,5%	NC	NC	-	7	5	48,9%
Jet Contractors	2 276	1 800	26,5%	NC	NC	-	73	27	170,4%
LafargeHolcim Maroc	8 212	7 985	2,8%	2 978	2 696	10,5%	1 548	1 392	11,2%
Ciments du Maroc	4 305	4 043	6,5%	1 428	1 327	7,6%	994	917	8,4%
Alliances	2 017	1 604	25,7%	NC	NC	-	242	174	39,1%
RDS	421	543	-22,5%	-28	-26	MAD -2 Mn	-67	-61	MAD -6 Mn
Addoha	2 134	1 378	54,9%	NC	NC	-	188	12	MAD +176 Mn
Taqva Morocco	13 191	13 604	-3,0%	2 708	2 913	-7,0%	1 037	1 303	-20,4%
TotalEnergies Marketing Maroc	16 933	19 719	-14,1%	NC	NC	-	50	488	-89,8%
Afrique Gaz	8 257	9 510	-13,2%	815	882	-7,6%	481	505	-4,6%
Label Vie	15 780	13 947	13,1%	794	752	5,7%	508	748	-32,2%
Auto Hall	4 912	4 831	1,7%	NC	NC	-	97	181	-46,4%
Auto Nejma	2 275	2 136	6,5%	265	284	-6,6%	158	189	-16,7%
Marsa Maroc	4 320	3 949	9,4%	1 555	1 363	14,1%	852	817	4,3%
Managem	7 508	9 645	-22,2%	1 002	1 970	-49,1%	514	1 614	-68,2%
CMT	592	592	0,0%	302	290	4,1%	163	205	-20,5%
SMI	1 066	798	33,6%	235	33	MAD +202 Mn	169	35	MAD +134 Mn
Disway	1 870	1 950	-4,1%	126	122	3,1%	66	86	-23,5%
Disty Technologies	541	497	8,9%	29	26	11,0%	19	4	MAD +15 Mn
HPS	1 117	981	13,9%	196	163	20,1%	100	117	-14,6%
Microdata	751	695	8,1%	90	104	-13,2%	57	43	34,3%
S2M	275	262	5,0%	35	25	40,0%	11	10	12,4%
Involys	37	40	-7,5%	2	5	-60,9%	1	0	MAD +1 Mn
M2M Group	79	62	27,0%	-10	-45	MAD +35 Mn	-22	-45	MAD +23 Mn
Maghrebait	332	441	-24,7%	NC	NC	-	128	119	7,6%
Maroc Leasing	410	334	22,5%	181	154	18,0%	104	69	51,2%
Salafin	396	399	-0,8%	157	147	6,5%	91	86	5,6%
Egdom	553	590	-6,2%	153	174	-12,4%	89	89	0,2%
Aradei Capital	583	486	20,0%	440	355	23,9%	272	227	19,6%
Akdital	1 907	1 035	84,3%	328	177	85,5%	175	88	99,3%
Sothema	2 486	2 302	8,0%	435	450	-3,2%	263	267	-1,4%
Ennaki Automobiles	2 304	1 833	25,7%	NC	NC	-	130	137	-4,8%
Promopharm	806	705	14,3%	NC	NC	-	57	75	-24,4%
CTM	656	605	8,4%	53	6	MAD +47 Mn	63	35	80,0%
Maghreb Oxygène	291	291	-0,2%	4	17	-76,1%	10	15	-37,5%
Timar	625	665	-6,0%	NC	NC	-	22	13	70,6%
Balima	52	49	4,6%	10	9	4,8%	9	18	-51,9%
Med Paper	118	142	-16,8%	11	14	-21,0%	6	7	-23,3%
Afric Industries	43	40	8,1%	7	9	-17,4%	4	6	-28,0%
Immorente Invest	72	67	7,7%	49	48	2,4%	43	16	170,6%
Fenie Brossette	603	569	6,0%	21	19	8,0%	7	21	-64,9%
SRM	313	360	-13,0%	-1	6	MAD -7 Mn	-9	3	MAD -11 Mn
Zellidja	603	569	6,0%	15	15	1,1%	-1	8	MAD -9 Mn
Rebab Company	0	0	0,0%	NC	NC	-	0	0	MAD +0 Mn
Stroc Industrie	87	77	13,0%	-22	1	MAD -23 Mn	-40	-15	MAD -25 Mn
IB Maroc.com	NC	NC	-	NC	NC	-	NC	NC	-
Stokvis Nord Afrique	150	222	-32,4%	-84	-46	MAD -39 Mn	-128	-184	MAD +55 Mn
Risma	1 175	1 037	13,4%	NC	NC	-	244	152	60,4%
DLM	NC	NC	-	NC	NC	-	NC	NC	-





CASABLANCA CLOSING

EQUITY

2023 DIVIDENDS

Stock	DPS 2023	DPS 2022	Change	GM Date	Ex-Dividend Date	Date of payment
Addoha	0	0	-	25/06/2024		
AFMA	55	55	0,0%	11/06/2024		
Afric Industries	20	20	0,0%	11/06/2024	16/07/2024	25/07/2024
Afriquia Gaz	140	140	0,0%	21/03/2024	02/04/2024	16/04/2024
Agma	275	255	7,8%	29/05/2024		25/07/2024
Akdital	6,00	3,25	84,6%	13/06/2024		31/07/2024
Alliances	3,0	-	-	10/06/2024		20/07/2024
Aluminium du Maroc	90	70	28,6%	25/06/2024		
Aradei Capital	5,88	19,19	6,7%	28/06/2024		
	14,59 [Extraordinaire DPS]					
AtlantaSanad	5,7	5,5	3,6%	21/05/2024		20/06/2024
Attijariwafa bank	16,5	15,5	6,5%	11/06/2024		04/07/2024
Auto Hall	2,0	3,5	-42,9%	29/05/2024	20/06/2024	01/07/2024
Auto Nejma	94	110	45,3%	08/04/2024	23/05/2024	03/06/2024
		15 [Extraordinaire DPS]				
Balima	5,5	5,5	0,0%	24/06/2024		19/07/2024
BCP	10,0	9,0	11,1%	28/06/2024		
Bank of Africa	4	4	0,0%	25/06/2024		26/07/2024
BMCI	18	18	0,0%	28/06/2024		15/07/2024
Cartier Saada	0	0	-			
Crédit du Maroc	34,2	27,0	26,7%	13/06/2024		15/07/2024
CFG Bank	3,3	-	-	30/05/2024	11/06/2024	24/06/2024
CIH Bank	14	14	0,0%	13/06/2024		01/07/2024
Cimar	60,0	60,0	16,7%	29/05/2024		15/07/2024
	10 [Extraordinaire DPS]					
CMT	0	60	-	27/06/2024		
Colorado	2,25	2,0	12,5%	15/05/2024	06/06/2024	20/06/2024
Cosumar	7	7,0	0,0%	06/06/2024		22/07/2024
	3 [Extraordinaire DPS]					
CTM	15,0	25,0	-40,0%	10/06/2024		23/09/2024
Dari Couspate	120	85		28/06/2024		29/07/2024
Delta Holding	1,5	1,4	7,1%	16/05/2024	10/07/2024	19/07/2024
Disty Technologies	15	10	50,0%	06/06/2024	09/07/2024	18/07/2024
Disway	35	35	0,0%	17/05/2024	25/06/2024	04/07/2024
Delattre Levivier Maroc	0	0	-			
Ennaki Automobiles	2,14	1,89	13,2%	19/04/2024		10/07/2024
Egdom	55,0	55,0	0,0%	30/05/2024	20/06/2024	01/07/2024
Fenle Brossette	0	0	-	25/06/2024		
HPS	6,8	6,0	13,3%			
IB Maroc	0	0	-			
Immorente	1,0	1,0	4,0%	04/04/2024	22/04/2024	30/04/2024
	2,2	2,0			11/06/2024	24/06/2024
	1,0	1,0				
	1,0	1,0				
Involys	0	0	-	28/06/2024		
Jet Contractors	7,0	0,0	-	30/05/2024	09/07/2024	18/07/2024
Label Vie	96,75	86,38	12,0%	03/06/2024	20/06/2024	01/07/2024
LafargeHolcim Maroc	66	66	0,0%	23/05/2024	06/06/2024	20/06/2024
Lesieur Cristal	2,0	4,5	-55,6%	15/05/2024		05/07/2024
M2M Group	0	0	-	24/06/2024		
Maghreb Oxygène	4,0	4,0	0,0%	21/03/2024	03/04/2024	16/04/2024
Maghrébaïl	50	50	0,0%	29/05/2024		15/07/2024
Managem	30	30	0,0%	06/06/2024	20/06/2024	01/07/2024
Maroc Leasing	14	14	0,0%	10/05/2024		27/09/2024
Maroc Telecom	4,20	2,19	91,8%	28/03/2024		
Marsa Maroc	8,5	8,0	6,3%	25/06/2024		07/08/2024
Med Paper	0	0	-	27/06/2024		
Microdata	34	25	36,0%	26/06/2024		24/07/2024
Mutandis	10,5	8,5	23,5%	03/04/2024	27/06/2024	10/07/2024
TGCC	7,5	6,0	25,0%	07/06/2024		05/08/2024
Oulmès	22,0	16,5	33,3%	14/05/2024	26/06/2024	05/07/2024
Promopharm	0	40	-	20/06/2024		
RDS	0	0	-	05/06/2024		
Rebab Company	0	0	-	24/06/2024		
Risma	6,00	0	-	20/06/2024		30/09/2024
S2M	0	0	-	27/06/2024		
SANLAM Maroc	77	36	113,9%	06/06/2024		
Salafin	14,25	13,50	5,6%	14/05/2024	27/05/2024	05/06/2024
	14,25 [Extraordinaire DPS]	13,50 [Extraordinaire DPS]				
SBM	160,0	145,5	-	07/05/2024	06/06/2024	20/06/2024
SMI	80	0	-	06/06/2024	20/06/2024	01/07/2024
SNEP	0	16	-	26/06/2024		
Sonasis	21	30	-30,0%	14/06/2024		31/07/2024
Sothema	17	25	-32,0%	22/05/2024	21/06/2024	02/07/2024
SRM	0	0	-	14/06/2024		
Stokvis	0	0	-	10/05/2024		
Stroc Industrie	0	0	-	28/06/2024		
Taqa Morocco	35	35	0,0%	23/05/2024	20/06/2024	28/06/2024
Timar	0	0	-	28/05/2024		
TotalEnergies Marketing Maroc	56	56	-	06/06/2024	19/06/2024	27/06/2024
Unimer	1,0	1,0	-	27/06/2024		01/09/2024

Attijari Global Research

Mahat Zerhouni
+212 529 03 68 16
m.zerhouni@attijari.ma

Attijari Intermédiation

Anis Hares
+212 529 03 68 34

Alae Yahya
+212 529 03 68 15

Sofia Mohcine
+212 522 49 59 52

Mehdi Benchekroun
+212 529 03 68 14



Attijari
Global Research