



CASABLANCA CLOSING

EQUITY

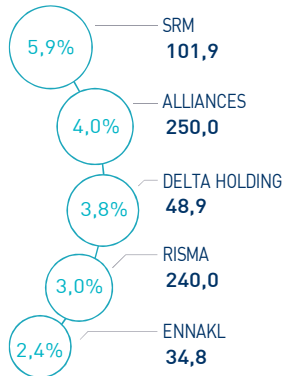
27 MAY 2024

MARKET INSIGHT

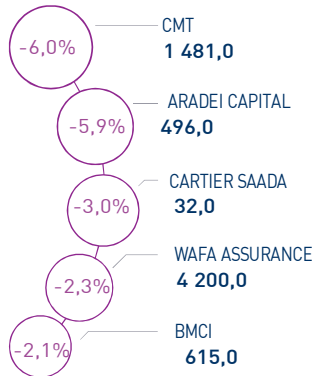
| | | | |
|----------------------------|----------------------------|----------------------------|------------------------------|
| MASI 13 327 pts | MSI20 1 074 pts | CAPI 694 MAD Bn | VOLUME 137 MAD Mn |
| ↓ Daily -0,33% | ↓ Daily -0,10% | ↑ High 704 | MC 137 |
| ↑ YTD 10,20% | ↑ YTD 8,55% | ↓ Low 628 | MB - |

THE DAY IN REVIEW

TOP PERFORMERS



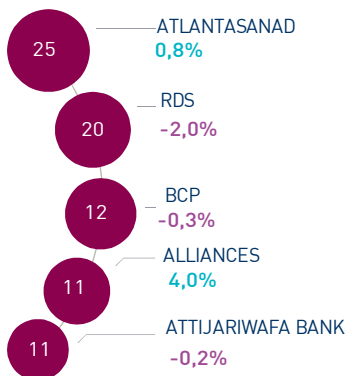
BOTTOM PERFORMERS



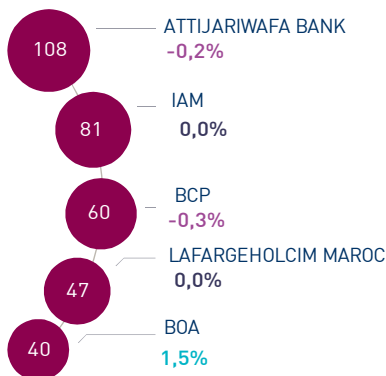
At the end of the first trading session of the week, the MASI index recorded a decrease of -0.33% at 13,327 points. In this context, the annual performance stood at +10.20%.

SRM topped the highest increase recording a gain of +5.9%. In the opposite, CMT dropped by -6.0%, i.e. the strongest decline of this trading session.

MOST ACTIVE (MAD Mn)



LARGEST CAP (MAD Bn)



Volume traded on the central market reached MAD 137 Mn.

This was mainly driven by AtlantaSanad and RDS which monopolized almost 33% of the total flow.

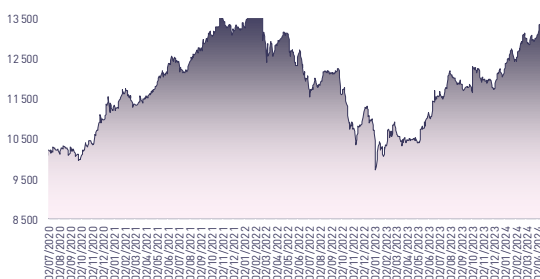
Attijari Global Research

Mahat Zerhouni
+212 529 03 68 16
m.zerhouni@attijari.ma

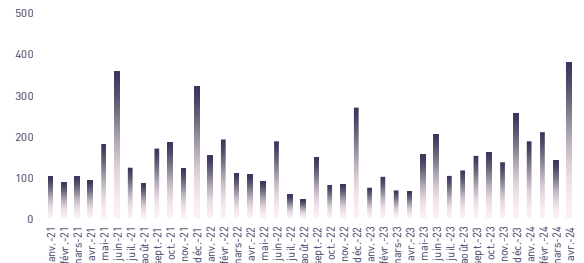
Attijari Intermédiation

Anis Hares
+212 529 03 68 34
Alae Yahya
+212 529 03 68 15
Sofia Mohcine
+212 529 03 68 21
Mehdi Benckroun
+212 529 03 68 14

MASI INDEX EVOLUTION (pts)



ADV- MONTHLY BASIS VOLUME (MAD Mn)



KEY ECONOMIC RELEASES/EVENTS OVER THE WEEK

| May. 27th | 2024

Aradei Capital : A capital increase for an amount of MAD 250 Mn.

| May. 27th | 2024

BMCI shareholders are convened to the OGM on June 28th 2024. This decides to set the DPS at MAD 18 for the FY 2023, stable compared to the previous year.

| May. 27th | 2024

Balima shareholders are convened to the OGM on June 24th 2024. This decides to set the DPS at MAD 5.5 for the FY 2023, stable compared to the previous year

| May. 27th | 2024

In a press release, HPS announces the acquisition of CR2, a prominent digital banking and payments software company headquartered in Dublin, Ireland.



Attijari
Global Research



CASABLANCA CLOSING

EQUITY

DAILY STOCK ON MAY 27th, 2024

| 27/05/2024 | Close | Day | YTD | Max 2024 | Min 2024 | Quantity | P/E 23R | P/B 23R | D/Y 23R |
|----------------------|----------|--------|---------|----------|----------|----------|---------|---------|---------|
| Addoha | 29,24 | -0,85% | 104,05% | 37,50 | 14,83 | 202 671 | N.S | 1,3 | 0,0% |
| AFMA | 1 227,0 | -0,81% | 2,25% | 1 252,0 | 1 183,0 | 75 | 20,5 | 24,2 | 4,5% |
| Afric Industries | 320,0 | 0,00% | -4,46% | 335,0 | 316,0 | 786 | 20,9 | 2,1 | 6,3% |
| Afrikaia Gaz | 4 100,0 | -1,20% | 2,50% | 4 300,0 | 3 950,0 | 106 | 29,3 | 4,7 | 3,4% |
| Agma | 6 665,0 | 0,00% | 4,47% | 7 500,0 | 6 289,0 | 0 | 21,1 | 9,9 | 4,1% |
| Akdital | 672,0 | 0,30% | 35,48% | 753,0 | 496,1 | 1 461 | N.S | 6,1 | 0,9% |
| Alliances | 250,00 | 3,95% | 116,45% | 280,00 | 123,50 | 44 595 | 22,8 | 1,6 | 1,2% |
| Aluminium du Maroc | 1 520,0 | -0,33% | 11,03% | 1 579,0 | 1 320,0 | 18 | N.S | 2,9 | 5,9% |
| Aradei Capital | 496,0 | -5,86% | 11,46% | 552,0 | 441,0 | 1 122 | 20,5 | 1,2 | 4,1% |
| AtlantaSanad | 140,0 | 0,83% | 10,24% | 152,0 | 121,0 | 175 371 | 1,0 | 0,2 | 4,1% |
| Attijariwafa bank | 506,9 | -0,24% | 10,20% | 517,7 | 462,5 | 21 502 | 14,5 | 1,9 | 3,3% |
| Auto Hall | 75,00 | -0,40% | 10,70% | 81,50 | 63,00 | 101 | 38,9 | 2,3 | 2,7% |
| Auto Nejma | 1 945,0 | 0,00% | -21,26% | 2 470,0 | 1 945,0 | 0 | 12,6 | 1,7 | 4,8% |
| Balima | 222,0 | -0,02% | 19,97% | 235,2 | 185,0 | 5 | 43,5 | 3,1 | NC |
| BCP | 295,0 | -0,34% | 7,27% | 309,0 | 275,0 | 39 950 | 17,3 | 1,6 | NC |
| BoA | 197,0 | 1,52% | 9,72% | 205,5 | 180,0 | 260 | 15,7 | 1,5 | 2,0% |
| BMCI | 615,0 | -2,07% | 13,89% | 640,0 | 548,8 | 4 070 | N.S | 1,1 | NC |
| Cartier Saada | 32,00 | -3,03% | 45,45% | 34,23 | 21,82 | 3 541 | N.S | 1,2 | 0,0% |
| CFG Bank | 161,0 | 0,31% | 13,78% | 166,0 | 146,0 | 12 186 | 33,9 | 3,4 | 2,0% |
| CIH Bank | 380,0 | -1,04% | 8,09% | 389,0 | 333,0 | 4 063 | 16,3 | 1,7 | 3,7% |
| Cimar | 1 834,0 | -0,81% | 9,17% | 1 871,0 | 1 677,0 | 197 | 26,6 | 7,7 | 3,3% |
| CMT | 1 481,0 | -5,97% | 35,87% | 1 594,0 | 988,0 | 3 412 | 15,3 | 3,3 | NC |
| Colorado | 55,50 | 0,91% | 19,35% | 56,97 | 44,17 | 446 | 23,2 | 2,7 | 4,1% |
| Cosumar | 195,1 | -0,48% | 0,03% | 201,4 | 187,0 | 12 418 | 18,3 | 3,1 | 5,1% |
| Crédit du Maroc | 890,0 | -0,78% | 11,67% | 920,0 | 797,0 | 300 | 19,2 | 1,5 | 3,8% |
| CTM | 679,0 | 0,00% | 19,10% | 687,9 | 570,1 | 5 | 13,2 | 2,5 | 2,2% |
| Dari Couspate | 3 593,0 | 0,00% | 12,28% | 3 593,0 | 3 200,0 | 0 | 30,4 | 3,1 | NC |
| Delattre Levivier | 40,00 | 0,00% | 0,00% | 40,00 | 40,00 | 0 | N.S | N.S | 0,0% |
| Delta Holding | 48,93 | 3,78% | 37,83% | 50,00 | 36,00 | 180 | 22,7 | 1,8 | 3,1% |
| Diac Salaf | 26,25 | 0,00% | 0,00% | 26,25 | 26,25 | 0 | N.S | N.S | 0,0% |
| Disty Technologies | 249,0 | -0,60% | 30,09% | 268,2 | 187,0 | 77 | 13,2 | 1,5 | 6,0% |
| Disway | 710,0 | -1,11% | 9,23% | 734,0 | 672,0 | 340 | 20,4 | 2,0 | 4,9% |
| Ennaki | 34,77 | 2,36% | 12,16% | 37,40 | 31,14 | 1 680 | 8,0 | 1,4 | 6,2% |
| Eqdom | 1 151,0 | 0,09% | 16,59% | 1 229,0 | 990,0 | 1 039 | 21,6 | 1,3 | 4,8% |
| Fenie Brossette | 114,00 | -1,72% | 20,87% | 122,00 | 85,10 | 332 | 22,8 | 1,2 | 0,0% |
| HPS | 565,0 | 0,89% | -9,16% | 624,6 | 530,0 | 1 291 | 41,9 | 5,9 | 1,2% |
| IAM | 92,5 | 0,00% | -7,50% | 105,3 | 88,9 | 82 626 | 15,4 | 4,7 | 4,5% |
| IB Maroc | 35,45 | 0,00% | 71,26% | 38,00 | 20,11 | 11 | N.S | N.S | 0,0% |
| Immorente | 94,9 | 0,00% | 2,04% | 96,7 | 91,0 | 760 | 20,0 | 1,0 | 5,5% |
| Involys | 88,9 | -0,10% | 1,02% | 94,9 | 83,5 | 31 | N.S | 0,4 | 0,0% |
| Jet Contractors | 573,0 | -1,04% | 124,71% | 630,0 | 255,0 | 460 | 23,8 | 1,6 | 1,2% |
| Label Vie | 4 180,0 | -0,48% | -0,48% | 4 750,0 | 4 161,0 | 1 036 | 23,8 | 3,9 | 2,3% |
| LafargeHolcim Maroc | 2 000,0 | 0,00% | 4,17% | 2 074,0 | 1 920,0 | 1 131 | 30,3 | 4,1 | 3,3% |
| Lesieur Cristal | 275,0 | 0,00% | 1,85% | 290,0 | 256,2 | 201 | N.S | 4,3 | 0,7% |
| M2M Group | 488,0 | 0,21% | -21,16% | 619,0 | 486,0 | 3 | N.S | 3,0 | 0,0% |
| Maghreb Oxygène | 215,0 | 0,00% | -6,52% | 233,0 | 195,0 | 0 | 18,3 | 0,6 | 1,9% |
| Maghrébaïl | 925,0 | 0,00% | 1,65% | 999,0 | 909,0 | 0 | 10,0 | 1,2 | 5,4% |
| Managem | 2 350,0 | -1,96% | 33,52% | 2 450,0 | 1 730,0 | 145 | N.S | 3,0 | 1,3% |
| Maroc Leasing | 365,0 | 0,00% | 1,39% | 387,0 | 356,0 | 0 | 9,7 | 0,9 | 3,8% |
| Marsa Maroc | 288,0 | 0,88% | 3,60% | 293,8 | 270,0 | 19 013 | 24,8 | 8,4 | 3,0% |
| Med Paper | 19,63 | -0,30% | -4,20% | 21,50 | 18,55 | 1 193 | 16,5 | 3,6 | 0,0% |
| Microdata | 655,0 | -1,50% | 9,17% | 695,0 | 600,0 | 20 | 19,2 | 6,0 | 5,2% |
| Mutandis | 268,0 | -2,01% | 7,20% | 276,0 | 248,0 | 2 198 | 22,0 | 2,5 | 3,9% |
| Outmès | 1 282,0 | 0,00% | -4,97% | 1 449,0 | 1 271,0 | 0 | 39,7 | 3,6 | 1,7% |
| Promopharm | 934,0 | 0,00% | -6,60% | 1 008,0 | 921,0 | 16 | 16,4 | 2,0 | 0,0% |
| Rebab | 71,00 | 0,00% | -15,28% | 83,81 | 66,00 | 0 | N.S | 0,5 | 0,0% |
| RDS | 83,00 | -2,01% | 282,49% | 100,00 | 22,48 | 248 938 | N.S | 0,5 | 0,0% |
| Risma | 240,0 | 3,00% | 15,94% | 264,1 | 190,0 | 46 | 14,1 | 2,6 | 2,5% |
| S2M | 192,4 | 0,00% | 6,89% | 199,0 | 155,6 | 0 | 14,3 | 2,5 | 0,0% |
| Sanlam Maroc | 2 085,0 | 0,00% | 60,51% | 2 090,0 | 1 132,0 | 0 | 15,3 | 3,2 | 0,3% |
| Salafin | 560,5 | 0,00% | 7,79% | 630,0 | 480,8 | 0 | 19,3 | 2,0 | 5,1% |
| Samir | 127,8 | 0,00% | 0,00% | 127,8 | 127,8 | 0 | N.S | N.S | 0,0% |
| SBM | 2 500,0 | 0,00% | 10,77% | 2 893,0 | 2 200,0 | 325 | 11,1 | 4,0 | 6,4% |
| SMI | 2 368,0 | 0,77% | 78,99% | 2 420,0 | 1 311,0 | 1 035 | 23,1 | 2,9 | 3,4% |
| SNEP | 574,8 | 1,91% | 17,31% | 650,0 | 477,0 | 57 | N.S | 2,0 | 0,0% |
| Sonasis | 850,0 | -1,16% | 28,79% | 921,1 | 664,1 | 5 162 | N.S | 1,8 | 2,5% |
| Sothema | 1 000,0 | 0,91% | 5,15% | 1 051,0 | 945,0 | 1 252 | 27,4 | 4,8 | 1,7% |
| SRM | 101,9 | 5,93% | -14,94% | 117,8 | 93,5 | 2 | N.S | 0,2 | 0,0% |
| Stokvis Nord Afrique | 11,22 | 2,00% | 2,94% | 11,69 | 10,23 | 1 050 | N.S | N.S | 0,0% |
| Stroc Industrie | 34,10 | 0,29% | 18,73% | 37,95 | 25,50 | 177 | N.S | N.S | 0,0% |
| TAQA Morocco | 1 341,0 | -2,05% | 21,91% | 1 450,0 | 1 100,0 | 547 | 30,5 | 4,9 | 2,6% |
| TGCC | 313,0 | 0,42% | 68,28% | 334,0 | 188,0 | 1 585 | 27,3 | 6,7 | 2,4% |
| Timar | 660,0 | 0,00% | 10,00% | 660,0 | 600,0 | 0 | 9,2 | 1,2 | NC |
| TotalEnergies Maroc | 1 370,0 | 0,07% | 18,10% | 1 463,0 | 1 170,0 | 1 506 | N.S | 5,3 | NC |
| UNIMER | 177,2 | 0,00% | 0,11% | 178,0 | 167,4 | 0 | N.S | 1,8 | 0,6% |
| Wafa Assurance | 4 200,0 | -2,33% | 5,00% | 4 428,0 | 4 000,0 | 82 | 21,9 | 1,8 | 3,3% |
| Zellidja | 71,10 | 0,00% | 1,28% | 78,95 | 70,20 | 0 | N.S | 0,8 | 0,0% |
| MASI | 13 326,6 | -0,33% | 10,20% | 13 541,3 | 12 141,7 | - | 17,8 | 3,4 | 3,1% |

Multiples reflect 2023 results reported to the current stock market capitalization



Attijari
Global Research



CASABLANCA CLOSING

EQUITY

FY 2023 FINANCIAL FIGURES

| MAD Mn | Turnover | | | EBIT | | | Net Income (Group Share) | | |
|-------------------------------|----------|--------|--------|--------|--------|-------------|--------------------------|-------|-------------|
| | 2023 | 2022 | Change | 2023 | 2022 | Change | 2023 | 2022 | Change |
| Maroc Telecom | 36 786 | 35 731 | 3,0% | 11 726 | 8 987 | 30,5% | 5 283 | 2 750 | 92,1% |
| Cosumar | 10 233 | 10 433 | -1,9% | NC | NC | - | 1 009 | 826 | 22,2% |
| SBM | 2 922 | 2 910 | 0,4% | 597 | 647 | -7,8% | 637 | 399 | 59,8% |
| Lesieur Cristal | 5 934 | 6 897 | -14,0% | 74 | 463 | -84,0% | 3 | 206 | -98,8% |
| Mutandis | 2 442 | 2 329 | 4,9% | 228 | 175 | 30,0% | 113 | 100 | 13,2% |
| Dari Couspate | 874 | 782 | 11,9% | 44 | 12 | MAD +32 Mn | 35 | 20 | 77,3% |
| Oulmés | 2 625 | 2 196 | 19,5% | 183 | 117 | 56,8% | 64 | 61 | 4,9% |
| Unimer | 1 394 | 1 368 | 1,9% | NC | NC | - | 14 | 116 | -87,9% |
| Attijariwafa bank | 29 943 | 25 935 | 15,5% | 13 771 | 11 615 | 18,6% | 7 508 | 6 103 | 23,0% |
| Bank Of Africa | 16 953 | 15 624 | 8,5% | 5 395 | 4 697 | 14,9% | 2 662 | 2 305 | 15,5% |
| BCP | 22 795 | 20 608 | 10,6% | 6 220 | 5 581 | 11,4% | 3 475 | 2 749 | 26,4% |
| CFG Bank | 657 | 500 | 31,4% | 199 | 83 | 140,2% | 166 | 44 | MAD +122 Mn |
| Crédit du Maroc | 2 927 | 2 569 | 13,9% | 883 | 759 | 16,4% | 503 | 404 | 24,4% |
| CIH Bank | 4 468 | 3 518 | 27,0% | 1 196 | 1 067 | 12,1% | 710 | 669 | 6,2% |
| BMCI | 3 438 | 3 054 | 12,6% | 614 | 420 | 46,0% | 171 | 229 | -25,1% |
| SANLAM Maroc | 6 153 | 5 955 | 3,3% | 723 | -205 | MAD +927 Mn | 559 | -70 | MAD +630 Mn |
| Wafa Assurance | 12 724 | 11 639 | 9,3% | 902 | 1 092 | -17,4% | 670 | 776 | -13,6% |
| AtlantaSanad | 5 112 | 5 465 | -6,5% | 552 | 731 | -24,4% | 438 | 414 | 5,7% |
| AFMA | 259 | 244 | 6,2% | 106 | 100 | 6,1% | 60 | 59 | 1,0% |
| Agma Lahlou-Tazi | 161 | 152 | 5,8% | 89 | 82 | 8,0% | 63 | 57 | 11,4% |
| TGCC | 7 287 | 5 244 | 39,0% | NC | NC | - | 363 | 245 | 48,2% |
| Delta Holding | 3 133 | 2 799 | 11,9% | 315 | 312 | 0,9% | 189 | 166 | 13,9% |
| SNEP | 795 | 1 107 | -28,3% | -11 | 153 | MAD -164 Mn | -57 | 87 | MAD -144 Mn |
| Sonasid | 4 996 | 4 888 | 2,2% | 117 | 163 | -28,2% | 65 | 86 | -24,3% |
| Colorado | 611 | 610 | 0,2% | 65 | 60 | 8,5% | 39 | 35 | 9,0% |
| Aluminium du Maroc | 1 270 | 1 419 | -10,5% | NC | NC | - | 7 | 5 | 48,9% |
| Jet Contractors | 2 276 | 1 800 | 26,5% | NC | NC | - | 73 | 27 | 170,4% |
| LafargeHolcim Maroc | 8 212 | 7 985 | 2,8% | 2 978 | 2 696 | 10,5% | 1 548 | 1 392 | 11,2% |
| Ciments du Maroc | 4 305 | 4 043 | 6,5% | 1 428 | 1 327 | 7,6% | 994 | 917 | 8,4% |
| Alliances | 2 017 | 1 604 | 25,7% | NC | NC | - | 242 | 174 | 39,1% |
| RDS | 421 | 543 | -22,5% | -28 | -26 | MAD -2 Mn | -67 | -61 | MAD -6 Mn |
| Addoha | 2 134 | 1 378 | 54,9% | NC | NC | - | 188 | 12 | MAD +176 Mn |
| Taqa Morocco | 13 191 | 13 604 | -3,0% | 2 708 | 2 913 | -7,0% | 1 037 | 1 303 | -20,4% |
| TotalEnergies Marketing Maroc | 16 933 | 19 719 | -14,1% | NC | NC | - | 50 | 488 | -89,8% |
| Afrique Gaz | 8 257 | 9 510 | -13,2% | 815 | 882 | -7,6% | 481 | 505 | -4,6% |
| Label Vie | 15 780 | 13 947 | 13,1% | 794 | 752 | 5,7% | 508 | 748 | -32,2% |
| Auto Hall | 4 912 | 4 831 | 1,7% | NC | NC | - | 97 | 181 | -46,4% |
| Auto Nejma | 2 275 | 2 136 | 6,5% | 265 | 284 | -6,6% | 158 | 189 | -16,7% |
| Marsa Maroc | 4 320 | 3 949 | 9,4% | 1 555 | 1 363 | 14,1% | 852 | 817 | 4,3% |
| Managem | 7 508 | 9 645 | -22,2% | 1 002 | 1 970 | -49,1% | 514 | 1 614 | -68,2% |
| CMT | 592 | 592 | 0,0% | 302 | 290 | 4,1% | 163 | 205 | -20,5% |
| SMI | 1 066 | 798 | 33,6% | 235 | 33 | MAD +202 Mn | 169 | 35 | MAD +134 Mn |
| Disway | 1 870 | 1 950 | -4,1% | 126 | 122 | 3,1% | 66 | 86 | -23,5% |
| Disty Technologies | 541 | 497 | 8,9% | 29 | 26 | 11,0% | 19 | 4 | MAD +15 Mn |
| HPS | 1 117 | 981 | 13,9% | 196 | 163 | 20,1% | 100 | 117 | -14,6% |
| Microdata | 751 | 695 | 8,1% | 90 | 104 | -13,2% | 57 | 43 | 34,3% |
| S2M | 275 | 262 | 5,0% | 35 | 25 | 40,0% | 11 | 10 | 12,4% |
| Involys | 37 | 40 | -7,5% | 2 | 5 | -60,9% | 1 | 0 | MAD +1 Mn |
| M2M Group | 79 | 62 | 27,0% | -10 | -45 | MAD +35 Mn | -22 | -45 | MAD +23 Mn |
| Maghrebail | 332 | 441 | -24,7% | NC | NC | - | 128 | 119 | 7,6% |
| Maroc Leasing | 410 | 334 | 22,5% | 181 | 154 | 18,0% | 104 | 69 | 51,2% |
| Salafin | 396 | 399 | -0,8% | 157 | 147 | 6,5% | 91 | 86 | 5,6% |
| Eqdom | 553 | 590 | -6,2% | 153 | 174 | -12,4% | 89 | 89 | 0,2% |
| Aradei Capital | 583 | 486 | 20,0% | 440 | 355 | 23,9% | 272 | 227 | 19,6% |
| Akdital | 1 907 | 1 035 | 84,3% | 328 | 177 | 85,5% | 175 | 88 | 99,3% |
| Sothema | 2 486 | 2 302 | 8,0% | 435 | 450 | -3,2% | 263 | 267 | -1,4% |
| Ennaki Automobiles | 2 304 | 1 833 | 25,7% | NC | NC | - | 130 | 137 | -4,8% |
| Promopharm | 806 | 705 | 14,3% | NC | NC | - | 57 | 75 | -24,4% |
| CTM | 656 | 605 | 8,4% | 53 | 6 | MAD +47 Mn | 63 | 35 | 80,0% |
| Maghreb Oxygène | 291 | 291 | -0,2% | 4 | 17 | -76,1% | 10 | 15 | -37,5% |
| Timar | 625 | 665 | -6,0% | NC | NC | - | 22 | 13 | 70,6% |
| Batima | 52 | 49 | 4,6% | 10 | 9 | 4,8% | 9 | 18 | -51,9% |
| Med Paper | 118 | 142 | -16,8% | 11 | 14 | -21,0% | 6 | 7 | -23,3% |
| Afric Industries | 43 | 40 | 8,1% | 7 | 9 | -17,4% | 4 | 6 | -28,0% |
| Immoyent Invest | 72 | 67 | 7,7% | 49 | 48 | 2,4% | 43 | 16 | 170,6% |
| Fenie Brossette | 603 | 569 | 6,0% | 21 | 19 | 8,0% | 7 | 21 | -64,9% |
| SRM | 313 | 360 | -13,0% | -1 | 6 | MAD -7 Mn | -9 | 3 | MAD -11 Mn |
| Zellidja | 603 | 569 | 6,0% | 15 | 15 | 1,1% | -1 | 8 | MAD -9 Mn |
| Rebab Company | 0 | 0 | 0,0% | NC | NC | - | 0 | 0 | MAD +0 Mn |
| Stroc Industrie | 87 | 77 | 13,0% | -22 | 1 | MAD -23 Mn | -40 | -15 | MAD -25 Mn |
| IB Maroc.com | NC | NC | - | NC | NC | - | NC | NC | - |
| Stokvis Nord Afrique | 150 | 222 | -32,4% | -84 | -46 | MAD -39 Mn | -128 | -184 | MAD +55 Mn |
| Risma | 1 175 | 1 037 | 13,4% | NC | NC | - | 244 | 152 | 60,4% |
| DLM | NC | NC | - | NC | NC | - | NC | NC | - |





CASABLANCA CLOSING

EQUITY

2023 DIVIDENDS

| Stock | DPS 2023 | DPS 2022 | Change | GM Date | Ex-Dividend Date | Date of payment |
|-------------------------------|---------------------------|---------------------------|--------|------------|------------------|-----------------|
| Addoha | 0 | 0 | - | 25/06/2024 | | |
| AFMA | 55 | 55 | 0,0% | 11/06/2024 | | |
| Afric Industries | 20 | 20 | 0,0% | 11/06/2024 | 16/07/2024 | 25/07/2024 |
| Afrikaia Gaz | 140 | 140 | 0,0% | 21/03/2024 | 02/04/2024 | 16/04/2024 |
| Agma | 275 | 255 | 7,8% | 29/05/2024 | | 25/07/2024 |
| Akdital | 6,00 | 3,25 | 84,6% | 13/06/2024 | | 31/07/2024 |
| Alliances | 3,0 | - | - | 10/06/2024 | | 20/07/2024 |
| Aluminium du Maroc | 90 | 70 | 28,6% | 25/06/2024 | | |
| Aradei Capital | 20,47 | 19,19 | 6,7% | 28/06/2024 | | |
| AtlantaSanad | 5,7 | 5,5 | 3,6% | 21/05/2024 | | 20/06/2024 |
| Attijariwafa bank | 16,5 | 15,5 | 6,5% | 11/06/2024 | | 04/07/2024 |
| Auto Hall | 2,0 | 3,5 | -42,9% | 29/05/2024 | | 01/07/2024 |
| Auto Nejma | 94 | 110 | 45,3% | 08/04/2024 | 23/05/2024 | 03/06/2024 |
| | | 15 [Extraordinary DPS] | | | | |
| Balima | 5,5 | 5,5 | 0,0% | 24/06/2024 | | 19/07/2024 |
| BCP | NC | 9,0 | - | | | |
| Bank of Africa | 4 | 4 | 0,0% | 25/06/2024 | | 26/07/2024 |
| BMCI | 18 | 18 | 0,0% | 28/06/2024 | | 15/07/2024 |
| Cartier Saada | 0 | 0 | - | | | |
| Crédit du Maroc | 34,2 | 27,0 | 26,7% | 13/06/2024 | | 15/07/2024 |
| CFG Bank | 3,3 | - | - | 30/05/2024 | | 24/06/2024 |
| CIH Bank | 14 | 14 | 0,0% | 13/06/2024 | | 01/07/2024 |
| Cimar | 60,0 | 60,0 | 0,0% | 29/05/2024 | | 15/07/2024 |
| CMT | 0 | 60 | - | 27/06/2024 | | |
| Colorado | 2,25 | 2,0 | 12,5% | 15/05/2024 | 06/06/2024 | 20/06/2024 |
| Cosumar | 7 | 7,0 | 0,0% | 06/06/2024 | | 22/07/2024 |
| | 3 [Extraordinary DPS] | - | - | | | |
| CTM | 15,0 | 25,0 | -40,0% | 10/06/2024 | | 23/09/2024 |
| Dari Couspate | NC | 85 | - | | | |
| Delta Holding | 1,5 | 1,4 | 7,1% | 16/05/2024 | | 19/07/2024 |
| Disty Technologies | 15 | 10 | 50,0% | 06/06/2024 | | |
| Disway | 35 | 35 | 0,0% | 17/05/2024 | 25/06/2024 | 04/07/2024 |
| Delattre Levivier Maroc | 0 | 0 | - | | | |
| Ennaki Automobiles | 2,14 | 1,89 | 13,2% | 19/04/2024 | | 10/07/2024 |
| Eqdom | 55,0 | 55,0 | 0,0% | 30/05/2024 | | 01/07/2024 |
| Fenie Brossette | 0 | 0 | - | 25/06/2024 | | |
| HPS | 6,8 | 6,0 | 13,3% | | | |
| IB Maroc | 0 | 0 | - | | | |
| Immorente | 1,0 | 1,0 | 4,0% | 04/04/2024 | 22/04/2024 | 30/04/2024 |
| | 2,2 | 2,0 | | | | |
| | 1,0 | 1,0 | | | | 24/06/2024 |
| | 1,0 | 1,0 | | | | |
| Involys | 0 | 0 | - | | | |
| Jet Contractors | 7,0 | 0,0 | - | 30/05/2024 | | |
| Label Vie | 96,75 | 86,38 | 12,0% | 03/06/2024 | | 01/07/2024 |
| LafargeHolcim Maroc | 66 | 66 | 0,0% | 23/05/2024 | | 20/06/2024 |
| Lesieur Cristal | 2,0 | 4,5 | -55,6% | 15/05/2024 | | 05/07/2024 |
| M2M Group | 0 | 0 | - | 24/06/2024 | | |
| Maghreb Oxygène | 4,0 | 4,0 | 0,0% | 21/03/2024 | 03/04/2024 | 16/04/2024 |
| Maghrébail | 50 | 50 | 0,0% | 29/05/2024 | | 15/07/2024 |
| Managem | 30 | 30 | 0,0% | 06/06/2024 | | |
| Maroc Leasing | 14 | 14 | 0,0% | 10/05/2024 | | 27/09/2024 |
| Maroc Telecom | 4,20 | 2,19 | 91,8% | 28/03/2024 | | |
| Marsa Maroc | 8,5 | 8,0 | 6,3% | | | |
| Med Paper | 0 | 0 | - | 27/06/2024 | | |
| Microdata | 34 | 25 | 36,0% | 26/06/2024 | | 24/07/2024 |
| Mutandis | 10,5 | 8,5 | 23,5% | 03/04/2024 | 27/06/2024 | 10/07/2024 |
| TGCC | 7,5 | 6,0 | 25,0% | 07/06/2024 | | 05/08/2024 |
| Oulmès | 22,0 | 16,5 | 33,3% | 14/05/2024 | | 17/06/2024 |
| Promopharm | 0 | 40 | - | | | |
| RDS | 0 | 0 | - | 05/06/2024 | | |
| Rebab Company | 0 | 0 | - | 24/06/2024 | | |
| Risma | 6,00 | 0 | - | 20/06/2024 | | 30/09/2024 |
| S2M | 0 | 0 | - | 27/06/2024 | | |
| SANLAM Maroc | 77 | 36 | 113,9% | 06/06/2024 | | |
| Salafin | 14,25 | 13,50 | 5,6% | 14/05/2024 | 27/05/2024 | 05/06/2024 |
| | 14,25 [Extraordinary DPS] | 13,50 [Extraordinary DPS] | | | | |
| SBM | 160,0 | 145,5 | - | 07/05/2024 | 06/06/2024 | 20/06/2024 |
| SMI | 80 | 0 | - | 06/06/2024 | | |
| SNEP | 0 | 16 | - | 26/06/2024 | | |
| Sonasid | 21 | 30 | -30,0% | 14/06/2024 | | 31/07/2024 |
| Sothema | 17 | 25 | -32,0% | 22/05/2024 | | |
| SRM | 0 | 0 | - | 14/06/2024 | | |
| Stokvis | 0 | 0 | - | 10/05/2024 | | |
| Stroc Industrie | 0 | 0 | - | | | |
| Taqi Morocco | 35 | 35 | 0,0% | 23/05/2024 | | 27/09/2024 |
| Timar | 0 | 0 | - | 28/05/2024 | | |
| TotalEnergies Marketing Maroc | 56 | 56 | - | 06/06/2024 | | 27/06/2024 |
| Unimer | 1,0 | 1,0 | - | | | |
| Wafa Assurance | 140 | 130 | 7,7% | 15/05/2024 | | 26/06/2024 |
| Zellidja | 0 | 0 | - | 24/06/2024 | | |

Attijari Global Research

Mahat Zerhouni
+212 529 03 68 16
m.zerhouni@attijari.ma

Attijari Intermédiation

Anis Hares
+212 529 03 68 34
Alae Yahya
+212 529 03 68 15
Sofia Mohcine
+212 522 49 59 52
Mehdi Benckekroun
+212 529 03 68 14



Attijari
Global Research