



CASABLANCA CLOSING

EQUITY

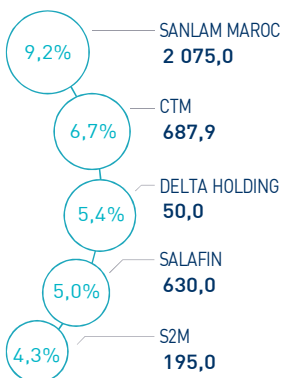
17 | MAY 2024

MARKET INSIGHT

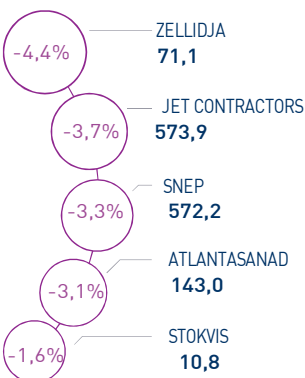
 MASI 13 426 pts	 MSI20 1 080 pts	 CAPI 698 MAD Bn	 VOLUME 6 707 MAD Mn
↑ Daily 0,11%	↑ Daily 0,08%	↑ High 704	MC 986
↑ YTD 11,03%	↑ YTD 9,06%	↓ Low 628	MB 5 721

THE DAY IN REVIEW

TOP PERFORMERS



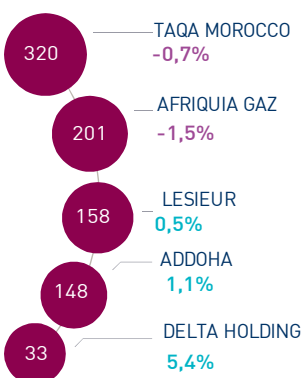
BOTTOM PERFORMERS



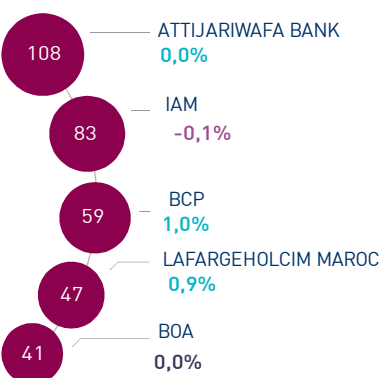
At the end of the last trading session of the week, the MASI index recorded a slight increase of +0.11% at 13,426 points. In this context, the annual performance stood at +11.03%.

Sanlam Maroc topped the highest increase recording a gain of +9.2%. In the opposite, Zellidja dropped by -4.4%, i.e. the strongest decline of this trading session.

MOST ACTIVE (MAD Mn)



LARGEST CAP (MAD Bn)



Volume traded on the central market reached MAD 986 Mn. This was mainly driven by Taqa Morocco, Afriquia Gaz and Lesieur which monopolized almost 70% of the total flow.

Volume on the blok market settled at MAD 5,721 Mn and concerns BCP and Attijariwafa bank.

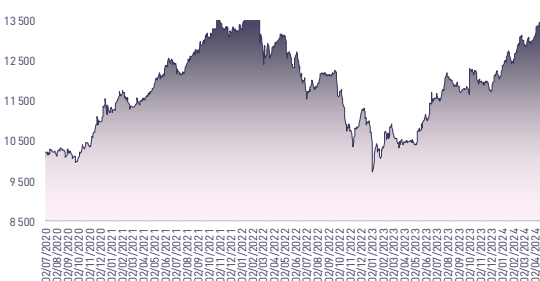
Attijari Global Research

Mahat Zerhouni
+212 529 03 68 16
m.zerhouni@attijari.ma

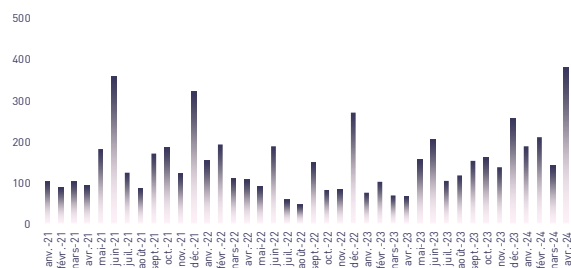
Attijari Intermédiation

Anis Hares
+212 529 03 68 34
Alae Yahya
+212 529 03 68 15
Sofia Mohcine
+212 529 03 68 21
Mehdi Benckroun
+212 529 03 68 14

MASI INDEX EVOLUTION (pts)



ADV- MONTHLY BASIS VOLUME (MAD Mn)



KEY ECONOMIC RELEASES/EVENTS OVER THE WEEK

| May. 16th | 2024

In Q1 2024, the consolidated NBI of CFG Bank stood at MAD 208 Mn, up 44% compared to the same period of the previous year.

| May. 16th | 2024

In Q1 2024, the consolidated revenue of Jet Contractors amounted to MAD 603 Mn compared to MAD 521 Mn in Q1 2023, i.e. an increase of 16%.

| May. 16th | 2024

According to the National Fisheries Office, fishing sector's revenue settled at MAD 3.6 Bn increasing by 1% compared to the same period of the previous year.

| May. 15th | 2024

In Q1 2024, Taqa Morocco recorded a NIGS up 17% at MAD 284 Mn.



Attijari
Global Research



CASABLANCA CLOSING

EQUITY

DAILY STOCK ON MAY 17th, 2024

17/05/2024	Close	Day	YTD	Max 2024	Min 2024	Quantity	P/E 23R	P/B 23R	D/Y 23R
Addoha	31,50	1,12%	119,82%	37,50	14,83	4 801 344	N.S	1,4	0,0%
AFMA	1 236,0	0,65%	3,00%	1 252,0	1 183,0	1	20,6	24,4	4,4%
Afric Industries	328,0	2,18%	-2,07%	335,0	316,0	2	21,5	2,2	6,1%
Afrikaia Gaz	4 139,0	-1,45%	3,48%	4 300,0	3 950,0	48 351	29,6	4,8	3,4%
Agma	6 670,0	0,00%	4,55%	7 500,0	6 550,0	0	21,1	9,9	4,1%
Akdital	671,5	-0,96%	35,38%	753,0	496,1	2 146	N.S	6,1	0,9%
Alliances	250,00	1,19%	116,45%	280,00	123,50	23 978	22,8	1,6	1,2%
Aluminium du Maroc	1 539,0	0,00%	12,42%	1 579,0	1 320,0	0	N.S	2,9	5,8%
Aradei Capital	525,0	0,00%	17,98%	552,0	441,0	9 475	21,7	1,3	3,9%
AtlantaSanad	143,0	-3,08%	12,60%	152,0	121,0	1 693	1,1	0,2	4,0%
Attijariwafa bank	508,5	0,02%	10,54%	517,7	462,5	15 403	14,6	1,9	3,2%
Auto Hall	78,50	0,00%	15,87%	81,50	63,00	131	40,7	2,4	2,5%
Auto Nejma	2 039,0	0,00%	-17,45%	2 470,0	2 039,0	0	13,2	1,8	4,6%
Balima	235,2	2,24%	27,11%	235,2	185,0	21	N.S	3,8	NC
BCP	293,0	1,03%	6,55%	309,0	275,0	39 625	17,1	1,6	NC
BoA	197,0	0,00%	9,75%	205,5	180,0	2 355	15,7	1,5	2,0%
BMCI	596,0	2,76%	10,37%	640,0	548,8	559	N.S	1,1	NC
Cartier Saada	26,75	1,71%	21,59%	26,75	21,82	743	N.S	1,0	0,0%
CFG Bank	164,9	-0,66%	16,54%	166,0	146,0	7 182	34,8	3,5	2,0%
CIH Bank	388,9	1,00%	10,61%	389,0	333,0	5 955	16,7	1,7	3,6%
Cimar	1 786,0	-0,78%	6,31%	1 800,0	1 677,0	4 707	25,9	7,5	3,4%
CMT	1 390,0	2,21%	27,52%	1 594,0	988,0	747	14,3	3,1	NC
Colorado	56,48	2,32%	21,46%	56,97	44,17	62	23,6	2,8	4,0%
Cosumar	194,0	0,00%	-0,51%	201,4	187,0	15 161	18,2	3,1	5,2%
Crédit du Maroc	898,0	-0,21%	12,67%	920,0	797,0	490	19,4	1,5	3,8%
CTM	687,9	6,67%	20,66%	687,9	570,1	1 244	13,4	2,6	2,2%
Dari Couspate	3 593,0	0,00%	12,28%	3 593,0	3 200,0	0	30,4	3,1	NC
Delattre Levivier	40,00	0,00%	0,00%	40,00	40,00	0	N.S	N.S	0,0%
Delta Holding	49,95	5,42%	40,70%	49,95	36,00	701 344	23,2	1,9	3,0%
Diac Salaf	26,25	0,00%	0,00%	26,25	26,25	0	N.S	N.S	0,0%
Disty Technologies	249,0	-0,80%	30,09%	268,2	187,0	2 277	13,2	1,5	6,0%
Disway	714,9	-1,26%	9,98%	734,0	672,0	1 422	20,6	2,0	4,9%
Ennaki	34,00	-0,44%	9,68%	37,40	31,14	18	7,8	1,3	6,3%
Eqdom	1 165,0	0,00%	18,01%	1 229,0	990,0	0	21,8	1,3	4,7%
Fenie Brossette	118,00	-1,05%	25,11%	122,00	85,10	580	23,6	1,3	0,0%
HPS	555,0	0,91%	-10,77%	624,6	547,5	1 191	41,1	5,8	1,2%
IAM	94,0	-0,11%	-6,00%	105,3	88,9	318 596	15,6	4,8	4,5%
IB Maroc	36,99	0,00%	78,70%	37,00	20,11	0	N.S	N.S	0,0%
Immorente	94,7	1,28%	1,83%	96,7	91,0	57	19,9	1,0	5,5%
Involys	90,0	0,01%	2,27%	94,9	83,5	50	N.S	0,4	0,0%
Jet Contractors	573,9	-3,72%	125,06%	630,0	255,0	10 401	23,8	1,6	1,2%
Label Vie	4 399,0	0,05%	4,74%	4 750,0	4 161,0	555	25,1	4,1	2,2%
LafargeHolcim Maroc	2 018,0	0,90%	5,10%	2 074,0	1 920,0	1 803	30,5	4,2	3,3%
Lesieur Cristal	272,0	0,52%	0,74%	278,7	256,2	580 144	N.S	4,3	0,7%
M2M Group	486,0	0,00%	-21,49%	619,0	486,0	0	N.S	3,0	0,0%
Maghreb Oxygène	208,0	0,00%	-9,57%	233,0	195,0	0	17,7	0,6	1,9%
Maghrébaïl	925,0	0,00%	1,65%	999,0	909,0	0	10,0	1,2	5,4%
Managem	2 306,0	-1,45%	31,02%	2 400,0	1 730,0	322	44,8	3,0	1,3%
Maroc Leasing	367,0	0,00%	1,94%	387,0	356,0	0	9,8	0,9	3,8%
Marsa Maroc	285,1	0,02%	2,54%	293,8	270,0	12 700	24,6	8,3	3,0%
Med Paper	19,79	2,54%	-3,42%	21,50	18,55	54 614	16,6	3,6	0,0%
Microdata	664,8	-0,02%	10,80%	695,0	600,0	190	19,5	6,1	5,1%
Mutandis	265,0	0,00%	6,00%	276,0	248,0	7 207	21,7	2,4	4,0%
Outmès	1 282,0	0,00%	-4,97%	1 449,0	1 271,0	0	39,7	3,6	1,7%
Promopharm	946,0	0,00%	-5,40%	1 008,0	921,0	0	16,6	2,0	0,0%
Rebab	69,95	0,00%	-16,54%	83,81	66,00	0	N.S	0,5	0,0%
RDS	100,00	0,70%	360,83%	100,00	22,48	121 648	N.S	0,6	0,0%
Risma	248,0	-0,36%	19,81%	264,1	190,0	66	14,6	2,7	2,4%
S2M	195,0	4,28%	8,33%	199,0	155,6	400	14,5	2,6	0,0%
Sanlam Maroc	2 075,0	9,21%	59,74%	2 075,0	1 132,0	12	15,3	3,1	0,3%
Salafin	630,0	5,00%	21,15%	630,0	480,8	1 810	21,7	2,3	4,5%
Samir	127,8	0,00%	0,00%	127,8	127,8	0	N.S	N.S	0,0%
SBM	2 550,0	0,00%	12,98%	2 893,0	2 200,0	11	11,3	4,1	6,3%
SMI	2 138,0	-0,51%	61,60%	2 149,0	1 311,0	174	20,8	2,6	3,7%
SNEP	572,2	-3,34%	16,78%	650,0	477,0	201	N.S	1,9	0,0%
Sonacid	865,0	1,65%	31,06%	921,1	664,1	3 148	N.S	1,9	2,4%
Sothema	1 000,0	0,00%	5,15%	1 051,0	945,0	0	27,4	4,8	1,7%
SRM	93,5	0,00%	-21,95%	117,8	93,5	0	N.S	0,2	0,0%
Stokvis Nord Afrique	10,82	-1,64%	-0,73%	11,69	10,23	1 002	N.S	N.S	0,0%
Stroc Industrie	35,65	1,42%	24,13%	37,95	25,50	109	N.S	N.S	0,0%
TAQA Morocco	1 370,0	-0,72%	24,55%	1 450,0	1 100,0	232 589	31,2	5,0	2,6%
TGCC	322,6	-1,35%	73,44%	334,0	188,0	7 775	28,1	6,9	2,3%
Timar	660,0	0,00%	10,00%	660,0	600,0	0	9,2	1,2	NC
TotalEnergies Maroc	1 400,0	-0,50%	20,69%	1 463,0	1 170,0	3 026	N.S	5,4	NC
UNIMER	177,2	0,00%	0,11%	178,0	167,4	0	N.S	1,8	0,6%
Wafa Assurance	4 213,0	-0,40%	5,33%	4 428,0	4 000,0	1	22,0	1,8	3,3%
Zellidja	71,10	-4,45%	1,28%	78,95	70,20	34	N.S	0,8	0,0%
MASI	13 426,1	0,11%	11,03%	13 541,3	12 141,7	-	19,4	3,4	3,0%

Multiples reflect 2023 results reported to the current stock market capitalization



Attijari
Global Research



CASABLANCA CLOSING

EQUITY

FY 2023 FINANCIAL FIGURES

MAD Mn	Turnover			EBIT			Net Income (Group Share)		
	2023	2022	Change	2023	2022	Change	2023	2022	Change
Maroc Telecom	36 786	35 731	3,0%	11 726	8 987	30,5%	5 283	2 750	92,1%
Cosumar	10 233	10 433	-1,9%	NC	NC	-	1 009	826	22,2%
SBM	2 922	2 910	0,4%	597	647	-7,8%	637	399	59,8%
Lesieur Cristal	5 934	6 897	-14,0%	74	463	-84,0%	3	206	-98,8%
Mutandis	2 442	2 329	4,9%	228	175	30,0%	113	100	13,2%
Dari Couspate	874	782	11,9%	44	12	MAD +32 Mn	35	20	77,3%
Oulmés	2 625	2 196	19,5%	183	117	56,8%	64	61	4,9%
Unimer	1 394	1 368	1,9%	NC	NC	-	14	116	-87,9%
Attijariwafa bank	29 943	25 935	15,5%	13 771	11 615	18,6%	7 508	6 103	23,0%
Bank Of Africa	16 953	15 624	8,5%	5 395	4 697	14,9%	2 662	2 305	15,5%
BCP	22 795	20 608	10,6%	6 220	5 581	11,4%	3 475	2 749	26,4%
CFG Bank	657	500	31,4%	199	83	140,2%	166	44	MAD +122 Mn
Crédit du Maroc	2 927	2 569	13,9%	883	759	16,4%	503	404	24,4%
CIH Bank	4 468	3 518	27,0%	1 196	1 067	12,1%	710	669	6,2%
BMCI	3 438	3 054	12,6%	614	420	46,0%	171	229	-25,1%
SANLAM Maroc	6 153	5 955	3,3%	723	-205	MAD +927 Mn	559	-70	MAD +630 Mn
Wafa Assurance	12 724	11 639	9,3%	902	1 092	-17,4%	670	776	-13,6%
AtlantaSanad	5 112	5 465	-6,5%	552	731	-24,4%	438	414	5,7%
AFMA	259	244	6,2%	106	100	6,1%	60	59	1,0%
Agma Lahlou-Tazi	161	152	5,8%	89	82	8,0%	63	57	11,4%
TGCC	7 287	5 244	39,0%	NC	NC	-	363	245	48,2%
Delta Holding	3 133	2 799	11,9%	315	312	0,9%	189	166	13,9%
SNEP	795	1 107	-28,3%	-11	153	MAD -164 Mn	-57	87	MAD -144 Mn
Sonasid	4 996	4 888	2,2%	117	163	-28,2%	65	86	-24,3%
Colorado	611	610	0,2%	65	60	8,5%	39	35	9,0%
Aluminium du Maroc	1 270	1 419	-10,5%	NC	NC	-	7	5	48,9%
Jet Contractors	2 276	1 800	26,5%	NC	NC	-	73	27	170,4%
LafargeHolcim Maroc	8 212	7 985	2,8%	2 978	2 696	10,5%	1 548	1 392	11,2%
Ciments du Maroc	4 305	4 043	6,5%	1 428	1 327	7,6%	994	917	8,4%
Alliances	2 017	1 604	25,7%	NC	NC	-	242	174	39,1%
RDS	421	543	-22,5%	-28	-26	MAD -2 Mn	-67	-61	MAD -6 Mn
Addoha	2 134	1 378	54,9%	NC	NC	-	188	12	MAD +176 Mn
Taqa Morocco	13 191	13 604	-3,0%	2 708	2 913	-7,0%	1 037	1 303	-20,4%
TotalEnergies Marketing Maroc	16 933	19 719	-14,1%	NC	NC	-	50	488	-89,8%
Afriquia Gaz	8 257	9 510	-13,2%	815	882	-7,6%	481	505	-4,6%
Label Vie	15 780	13 947	13,1%	794	752	5,7%	508	748	-32,2%
Auto Hall	4 912	4 831	1,7%	NC	NC	-	97	181	-46,4%
Auto Nejma	2 275	2 136	6,5%	265	284	-6,6%	158	189	-16,7%
Marsa Maroc	4 320	3 949	9,4%	1 555	1 363	14,1%	852	817	4,3%
Managem	7 508	9 645	-22,2%	1 002	1 970	-49,1%	514	1 614	-68,2%
CMT	592	592	0,0%	302	290	4,1%	163	205	-20,5%
SMI	1 066	798	33,6%	235	33	MAD +202 Mn	169	35	MAD +134 Mn
Disway	1 870	1 950	-4,1%	126	122	3,1%	66	86	-23,5%
Disty Technologies	541	497	8,9%	29	26	11,0%	19	4	MAD +15 Mn
HPS	1 117	981	13,9%	196	163	20,1%	100	117	-14,6%
Microdata	751	695	8,1%	90	104	-13,2%	57	43	34,3%
S2M	275	262	5,0%	35	25	40,0%	11	10	12,4%
Involys	37	40	-7,5%	2	5	-60,9%	1	0	MAD +1 Mn
M2M Group	79	62	27,0%	-10	-45	MAD +35 Mn	-22	-45	MAD +23 Mn
Maghrebail	332	441	-24,7%	NC	NC	-	128	119	7,6%
Maroc Leasing	410	334	22,5%	181	154	18,0%	104	69	51,2%
Salafin	396	399	-0,8%	157	147	6,5%	91	86	5,6%
Eqdom	553	590	-6,2%	153	174	-12,4%	89	89	0,2%
Aradei Capital	583	486	20,0%	440	355	23,9%	272	227	19,6%
Akdital	1 907	1 035	84,3%	328	177	85,5%	175	88	99,3%
Sothema	2 486	2 302	8,0%	435	450	-3,2%	263	267	-1,4%
Ennaki Automobiles	2 304	1 833	25,7%	NC	NC	-	130	137	-4,8%
Promopharm	806	705	14,3%	NC	NC	-	57	75	-24,4%
CTM	656	605	8,4%	53	6	MAD +47 Mn	63	35	80,0%
Maghreb Oxygène	291	291	-0,2%	4	17	-76,1%	10	15	-37,5%
Timar	625	665	-6,0%	NC	NC	-	22	13	70,6%
Batima	52	49	4,6%	10	9	4,8%	9	18	-51,9%
Med Paper	118	142	-16,8%	11	14	-21,0%	6	7	-23,3%
Afric Industries	43	40	8,1%	7	9	-17,4%	4	6	-28,0%
Immoyent Invest	72	67	7,7%	49	48	2,4%	43	16	170,6%
Fenie Brossette	603	569	6,0%	21	19	8,0%	7	21	-64,9%
SRM	313	360	-13,0%	-1	6	MAD -7 Mn	-9	3	MAD -11 Mn
Zellidja	603	569	6,0%	15	15	1,1%	-1	8	MAD -9 Mn
Rebab Company	0	0	0,0%	NC	NC	-	0	0	MAD +0 Mn
Stroc Industrie	87	77	13,0%	-22	1	MAD -23 Mn	-40	-15	MAD -25 Mn
IB Maroc.com	NC	NC	-	NC	NC	-	NC	NC	-
Stokvis Nord Afrique	150	222	-32,4%	-84	-46	MAD -39 Mn	-128	-184	MAD +55 Mn
Risma	1 175	1 037	13,4%	NC	NC	-	244	152	60,4%
DLM	NC	NC	-	NC	NC	-	NC	NC	-





CASABLANCA CLOSING

EQUITY

2023 DIVIDENDS

Stock	DPS 2023	DPS 2022	Change	GM Date	Ex-Dividend Date	Date of payment
Addoha	0	0	-			
AFMA	55	55	0,0%	11/06/2024		
Afric Industries	20	20	0,0%	11/06/2024	16/07/2024	25/07/2024
Afrikaia Gaz	140	140	0,0%	21/03/2024	02/04/2024	16/04/2024
Agma	275	255	7,8%	29/05/2024		25/07/2024
Akdital	6,00	3,25	84,6%	13/06/2024		31/07/2024
Alliances	3,0	-	-	10/06/2024		20/07/2024
Aluminium du Maroc	90	70	28,6%			
Aradei Capital	20,47	19,19	6,7%			
AtlantaSanad	5,7	5,5	3,6%	21/05/2024		20/06/2024
Attijariwafa bank	16,5	15,5	6,5%	11/06/2024		04/07/2024
Auto Hall	2,0	3,5	-42,9%	29/05/2024		01/07/2024
Auto Nejma	94	110	45,3%	08/04/2024	23/05/2024	03/06/2024
		15 [Extraordinaire DPS]				
Balima	NC	5,5	-			
BCP	NC	9,0	-			
Bank of Africa	4	4	0,0%			
BMCI	NC	18	-			
Cartier Saada	0	0	-			
Crédit du Maroc	34,2	27,0	26,7%	13/06/2024		15/07/2024
CFG Bank	3,3	-	-	30/05/2024		24/06/2024
CIH Bank	14	14	0,0%	13/06/2024		01/07/2024
Cimar	60,0	60,0	0,0%	29/05/2024		15/07/2024
CMT	NC	60	-			
Colorado	2,25	2,0	12,5%	15/05/2024		
Cosumar	7	7,0	0,0%	06/06/2024		22/07/2024
	3 [Extraordinaire DPS]	-	-			
CTM	15,0	25,0	-40,0%	10/06/2024		23/09/2024
Dari Couspate	NC	85	-			
Delta Holding	1,5	1,4	7,1%	16/05/2024		19/07/2024
Disty Technologies	15	10	50,0%	06/06/2024		
Disway	35	35	0,0%	17/05/2024		04/07/2024
Delattre Levivier Maroc	0	0	-			
Ennaki Automobiles	2,14	1,89	13,2%	19/04/2024		10/07/2024
Eqdom	55,0	55,0	0,0%	30/05/2024		01/07/2024
Fenie Brossette	0	0	-			
HPS	6,8	6,0	13,3%			
IB Maroc	0	0	-			
Immorente	1,0	1,0	4,0%	04/04/2024	22/04/2024	30/04/2024
	2,2	2,0				
	1,0	1,0				24/06/2024
	1,0	1,0				
Involys	0	0	-			
Jet Contractors	7,0	0,0	-	30/05/2024		
Label Vie	96,75	86,38	12,0%	03/06/2024		01/07/2024
LafargeHolcim Maroc	66	66	0,0%	23/05/2024		20/06/2024
Lesieur Cristal	2,0	4,5	-55,6%	15/05/2024		05/07/2024
M2M Group	0	0	-			
Maghreb Oxygène	4,0	4,0	0,0%	21/03/2024	03/04/2024	16/04/2024
Maghrébail	50	50	0,0%	29/05/2024		15/07/2024
Managem	30	30	0,0%	06/06/2024		
Maroc Leasing	14	14	0,0%	10/05/2024		27/09/2024
Maroc Telecom	4,20	2,19	91,8%	28/03/2024		
Marsa Maroc	8,5	8,0	6,3%			
Med Paper	0	0	-			
Microdata	34	25	36,0%	26/06/2024		24/07/2024
Mutandis	10,5	8,5	23,5%	03/04/2024	27/06/2024	10/07/2024
TGCC	7,5	6,0	25,0%	07/06/2024		05/08/2024
Oulmès	22,0	16,5	33,3%	14/05/2024		17/06/2024
Promopharm	0	40	-			
RDS	0	0	-	05/06/2024		
Rebab Company	0	0	-			
Risma	6,00	0	-			
S2M	0	0	-			
SANLAM Maroc	77	36	113,9%	06/06/2024		
Salafin	14,25	13,50	5,6%	14/05/2024		05/06/2024
	14,25 [Extraordinaire DPS]	13,50 [Extraordinaire DPS]				
SBM	160,0	145,5	-	07/05/2024	06/06/2024	20/06/2024
SMI	80	0	-	06/06/2024		
SNEP	0	16	-			
Sonasis	21	30	-30,0%	14/06/2024		31/07/2024
Sothema	17	25	-32,0%	22/05/2024		
SRM	0	0	-	14/06/2024		
Stokvis	0	0	-	10/05/2024		
Stroc Industrie	0	0	-			
Taq Morocco	35	35	0,0%	23/05/2024		27/09/2024
Timar	0	0	-	28/05/2024		
TotalEnergies Marketing Maroc	56	56	-	06/06/2024		27/06/2024
Unimer	1,0	1,0	-			
Wafa Assurance	140	130	7,7%	15/05/2024		26/06/2024
Zellidja	0	0	-			

Attijari Global Research

Mahat Zerhouni
+212 529 03 68 16
m.zerhouni@attijari.ma

Attijari Intermédiation

Anis Hares
+212 529 03 68 34
Alae Yahya
+212 529 03 68 15
Sofia Mohcine
+212 522 49 59 52
Mehdi Benckekroun
+212 529 03 68 14



Attijari
Global Research