

# CASABLANCA CLOSING EQUITY

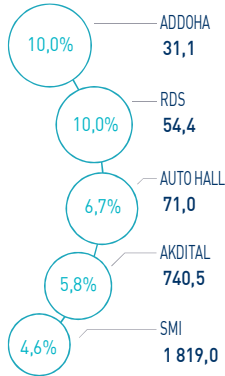
09 APRIL 2024

## MARKET INSIGHT

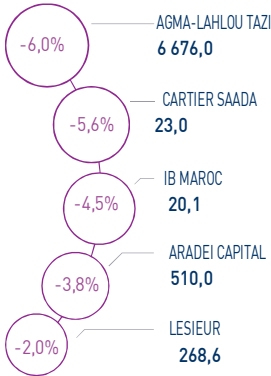
<b>  MASI  </b>	<b>13 341 pts</b>	<b>  MASI20  </b>	<b>1 085 pts</b>	<b>  CAPI  </b>	<b>686 MAD Bn</b>	<b>  VOLUME  </b>	<b>583 MAD Mn</b>
↗ Daily	0,92%	↗ Daily	1,10%	↗ High	686	MC	583
↗ YTD	10,32%	↗ YTD	9,64%	↘ Low	628	MB	-

## THE DAY IN REVIEW

### TOP PERFORMERS



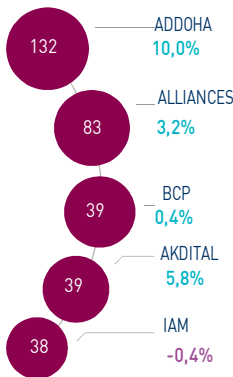
### BOTTOM PERFORMERS



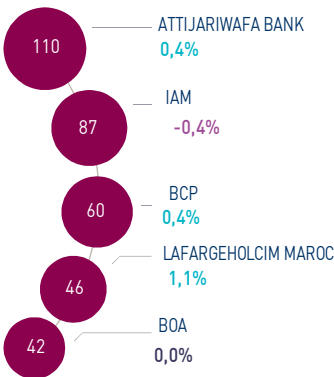
At the end of this trading session, the MASI index increased by +0.92% at 13,341 points. In this context, the annual performance of the market settled at +10.32%.

Addoha and RDS topped the highest increases recording a gain of +10.0%. In the opposite, Agma dropped by -6.0%, i.e. the strongest decline of this trading session.

### MOST ACTIVE (MAD Mn)



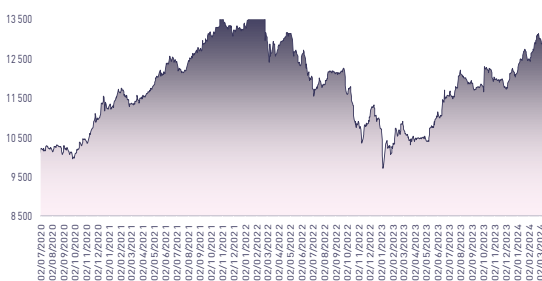
### LARGEST CAP (MAD Bn)



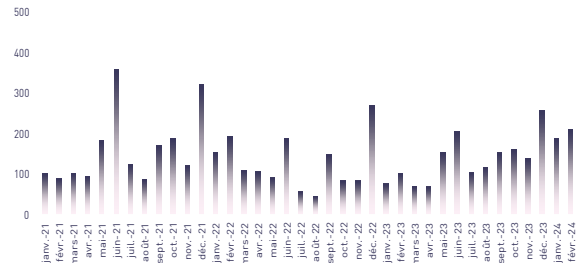
Volume on the central market reached MAD 583 Mn.

This was mainly driven by Addoha, Alliances and BCP which monopolized almost 44% of the total flow.

## MASI INDEX EVOLUTION (pts)



## ADV- MONTHLY BASIS VOLUME (MAD Mn)



## KEY ECONOMIC RELEASES/EVENTS OVER THE WEEK

**| Apr. 8<sup>th</sup> | 2024**

The shareholders of CIH Bank are convened to the EGM on May 6<sup>th</sup> 2024 to decide on the capital increase of a maximum amount of MAD 350 Mn.

**| Apr. 8<sup>th</sup> | 2024**

In Q1-24, the growth rate of the Moroccan economy would have reached 2.9%.  
In Q2-24, HCP forecasts an economic growth of 2.7%.

**| Apr. 5<sup>th</sup> | 2024**

In a press release, CTM announces the purchase of the majority stake of Bank of Africa in the maritime transport company Africa Morocco Link (AML).

**| Apr. 5<sup>th</sup> | 2024**

SBM shareholders are convened to the OGM on May 7<sup>th</sup> 2024. This suggests the payout of a DPS worth MAD 160 for the FY 2023 compared to MAD 145.5 in 2022.

Attijari Global Research

Mahat Zerhouni  
+212 529 03 68 16  
m.zerhouni@attijari.ma

Attijari Intermédiation

Anis Hares  
+212 529 03 68 34  
Alae Yahya  
+212 529 03 68 15  
Sofia Mohcine  
+212 529 03 68 21  
Mehdi Benchekroun  
+212 5 29 03 68 14



Attijari Global Research



# CASABLANCA CLOSING

## EQUITY

### DAILY STOCK ON APRIL 9<sup>th</sup>, 2024

09/04/2024	Close	Day	YTD	Max 2024	Min 2024	Quantity	P/E 23E	P/B 23E	D/Y 23E
Addoha	31,06	9,99%	116,75%	31,06	14,83	4 284 232	N.S	1,4	0,0%
AFMA	1 190,0	-1,24%	-0,83%	1 252,0	1 183,0	1	19,8	23,4	4,6%
Afric Industries	319,1	-0,28%	-4,73%	335,0	316,0	157	25,1	2,2	6,3%
Afriquia Gaz	4 150,0	0,00%	3,75%	4 300,0	3 950,0	141	29,6	4,8	3,4%
Agma	6 676,0	-5,97%	4,64%	7 500,0	6 550,0	4	5,2	4,1	4,1%
Akdital	740,5	5,79%	49,29%	740,5	496,1	52 736	N.S	6,8	0,8%
Alliances	270,00	3,15%	133,77%	270,00	123,50	304 069	24,6	1,7	1,1%
Aluminium du Maroc	1 520,0	1,33%	11,03%	1 520,0	1 320,0	52	N.S	2,9	5,9%
Aradei Capital	510,0	-3,76%	14,61%	529,9	441,0	5 206	25,2	1,3	4,0%
AtlantaSanad	131,0	3,31%	3,15%	131,0	121,0	23 163	17,8	3,4	4,4%
Attijariwafa bank	509,0	0,39%	10,65%	515,0	462,5	48 618	14,6	1,9	3,2%
Auto Hall	71,00	6,73%	4,80%	71,00	63,00	43 719	N.S	2,3	2,8%
Auto Nejma	2 039,0	0,00%	-17,45%	2 470,0	2 039,0	0	11,0	1,8	4,6%
Balima	219,2	0,00%	18,49%	233,2	185,0	0	42,5	3,1	NC
BCP	295,0	0,43%	7,27%	309,0	275,0	131 576	17,1	1,6	3,2%
BoA	197,0	0,00%	9,75%	205,5	180,0	4 092	15,7	1,5	2,0%
BMCI	640,0	0,79%	18,52%	640,0	548,8	15 248	N.S	1,2	NC
Cartier Saada	23,03	-5,61%	4,68%	24,50	21,82	4 497	15,3	0,8	0,0%
CFG Bank	155,0	1,97%	9,54%	163,0	146,0	40 394	32,7	3,3	2,1%
CIH	385,0	0,26%	9,52%	388,0	333,0	4 919	16,5	1,7	3,6%
Cimar	1 711,0	0,59%	1,85%	1 759,0	1 677,0	14 570	29,3	7,5	3,5%
CMT	1 304,0	-0,08%	19,63%	1 594,0	988,0	2 228	13,4	2,9	NC
Colorado	49,29	2,69%	6,00%	50,00	44,17	671	20,4	2,4	4,6%
Cosumar	199,7	0,71%	2,41%	201,4	187,0	19 933	18,7	3,2	5,0%
Crédit du Maroc	920,0	0,00%	15,43%	920,0	797,0	0	19,9	1,5	3,7%
CTM	640,0	2,73%	12,26%	640,0	570,1	323	12,5	2,4	2,3%
Dari Couspate	3 593,0	0,00%	12,28%	3 593,0	3 200,0	0	30,6	3,1	NC
Delattre Levivier	40,00	0,00%	0,00%	40,00	40,00	0	N.S	N.S	0,0%
Delta Holding	40,00	1,78%	12,68%	42,89	36,00	22 498	18,5	1,5	3,8%
Diac Salaf	26,25	0,00%	0,00%	26,25	26,25	0	N.S	N.S	0,0%
Disty Technologies	264,6	-1,32%	38,24%	268,2	187,0	4 901	13,9	1,5	5,7%
Disway	720,0	-0,69%	10,77%	734,0	672,0	346	20,6	2,0	4,9%
Ennakl	33,00	0,00%	6,45%	33,80	31,14	3 275	6,6	1,3	6,9%
Eqdom	1 159,0	-0,09%	17,40%	1 198,0	990,0	5	21,5	1,3	4,7%
Fenie Brossette	85,50	-0,35%	-9,35%	96,98	85,10	2 857	17,6	0,9	0,0%
HPS	565,0	-0,88%	-9,16%	624,6	565,0	2 649	41,8	5,9	1,2%
IAM	99,1	-0,35%	-0,95%	105,3	88,9	384 666	14,1	5,1	4,2%
IB Maroc	20,11	-4,47%	-2,85%	23,64	20,11	391	N.S	N.S	0,0%
Immorrente	93,0	0,00%	0,00%	96,7	91,0	9 369	19,6	1,0	5,6%
Involy	83,5	-0,58%	-5,11%	88,6	83,5	183	N.S	0,4	0,0%
Jet Contractors	521,1	-0,36%	104,35%	523,0	255,0	33 057	21,6	1,5	1,3%
Label Vie	4 599,0	0,20%	9,50%	4 750,0	4 161,0	5 309	26,1	4,3	2,1%
LafargeHolcim Maroc	1 981,0	1,07%	3,18%	2 074,0	1 920,0	7 664	29,0	4,1	3,3%
Lesieur	268,6	-1,97%	-0,52%	278,7	256,2	30	N.S	4,2	0,7%
M2M Group	495,0	1,83%	-20,03%	619,0	486,0	10	N.S	3,0	0,0%
Maghreb Oxygène	227,0	0,00%	-1,30%	233,0	195,0	0	18,4	0,6	1,8%
Maghrébaïl	925,0	0,54%	1,65%	999,0	909,0	47	10,0	1,2	5,4%
Managem	1 900,0	2,87%	7,95%	1 930,0	1 730,0	330	36,9	2,4	1,6%
Maroc Leasing	386,9	0,00%	7,47%	386,9	356,0	5	12,3	1,0	4,1%
Marsa Maroc	293,8	2,91%	5,68%	293,8	270,0	53 162	25,3	8,6	2,9%
Med Paper	19,20	2,84%	-6,30%	20,45	18,55	1 243	13,1	3,3	0,0%
Microdata	684,0	-1,58%	14,00%	695,0	600,0	76	24,0	6,6	5,0%
Mutandis	273,1	4,54%	9,22%	276,0	248,0	28 432	20,1	2,5	3,8%
Oulmès	1 335,0	0,00%	-1,04%	1 425,0	1 271,0	0	41,3	3,8	1,6%
Promopharm	940,0	-0,12%	-6,00%	1 008,0	940,0	2	16,5	2,0	0,0%
Rebab	71,75	0,00%	-14,39%	83,81	69,00	0	N.S	0,5	0,0%
RDS	54,42	9,98%	150,78%	54,42	22,48	516 813	N.S	0,3	0,0%
Risma	255,7	2,28%	23,53%	255,7	190,0	22 654	26,5	3,0	2,3%
S2M	170,5	0,00%	-5,28%	199,0	155,6	0	12,6	2,2	0,0%
SANLAM Maroc	1 550,0	2,65%	19,32%	1 550,0	1 132,0	17	16,1	1,2	5,0%
Salafin	627,5	0,00%	20,67%	627,5	480,8	0	21,5	2,3	4,5%
Samir	127,8	0,00%	0,00%	127,8	127,8	0	N.S	N.S	0,0%
SBM	2 843,0	1,61%	25,96%	2 893,0	2 200,0	1	12,6	4,6	5,6%
SMI	1 819,0	4,60%	37,49%	1 819,0	1 311,0	1 419	17,7	2,2	4,4%
SNEP	650,0	1,88%	32,65%	650,0	477,0	2 979	N.S	2,2	0,0%
Sonasid	860,0	3,37%	30,30%	860,0	664,1	15 238	N.S	1,9	2,4%
Sothema	951,0	0,63%	0,00%	1 051,0	945,0	2 162	26,0	4,6	1,8%
SRM	94,0	-1,08%	-21,54%	117,8	94,0	180	N.S	0,2	0,0%
Stokvis	10,49	-1,04%	-3,76%	11,08	10,23	3 949	N.S	N.S	0,0%
Stroc Industrie	26,50	0,00%	-7,73%	30,85	25,50	1 229	N.S	N.S	0,0%
TAQA Morocco	1 250,0	0,08%	13,64%	1 287,0	1 100,0	9 519	28,4	4,6	2,8%
TGCC	287,0	2,50%	54,30%	287,0	188,0	57 377	25,0	6,1	2,6%
Timar	659,0	0,00%	9,83%	660,0	600,0	0	9,0	1,2	5,3%
Total Maroc	1 350,0	1,05%	16,38%	1 463,0	1 170,0	298	N.S	5,2	NC
UNIMER	178,0	0,00%	0,56%	178,0	167,4	0	N.S	1,8	0,6%
Wafa Assurance	4 200,0	0,00%	5,00%	4 400,0	4 000,0	0	21,9	1,8	3,3%
Zellidja	77,00	0,00%	9,69%	78,95	70,74	0	N.S	0,8	0,0%
MASI	13 341,3	0,92%	10,32%	13 341,3	12 141,7	-	18,5	3,4	3,1%

Multiples reflect 2022R achievements reported to the current stock market capitalization



Attijari  
Global Research



# CASABLANCA CLOSING

## EQUITY

### 2022 FINANCIAL FIGURES

	Turnover			EBIT			Net Income (Group Share)		
	MAD Mn	2022	2021	Change	2022	2021	Change	2022	2021
Maroc Telecom	35 731	35 790	-0.2%	11 468	11 586	-1.0%	5 820	6 014	-3.2%
<b>Food-processing</b>									
Cosumar	10 433	9 113	14.5%	1 294	1 408	-8.1%	826	763	8.2%
SBM	2 910	2 697	7.9%	647	542	19.3%	399	335	19.1%
Lesieur Cristal	6 897	4 863	41.8%	463	309	49.8%	206	140	47.1%
Mutandis	2 329	1 685	38.2%	175	133	31.7%	100	60	66.0%
Dari Couspate	782	698	12.0%	12	67	-82.1%	20	42	-52.8%
Oulmès	2 196	1 734	26.6%	117	121	-3.8%	61	41	49.1%
Unimer	1 368	1 026	33.3%	74	-7	MAD +80 Mn	46	-94	MAD +140 Mn
<b>Banks</b>									
Attijariwafa bank	26 313	24 380	7.9%	11 399	9 484	20.2%	6 065	5 144	17.9%
BOA	15 624	14 607	7.0%	4 697	3 726	26.1%	2 305	2 007	14.8%
BCP	20 609	20 087	2.6%	5 582	4 526	23.3%	2 750	1 765	55.8%
Crédit du Maroc	2 569	2 460	4.4%	759	1 061	-28.5%	404	627	-35.6%
CIH Bank	3 518	3 107	13.2%	1 067	932	14.4%	669	603	11.0%
BMCI	3 054	3 044	0.3%	420	338	24.2%	229	194	17.8%
<b>Insurance</b>									
SANLAM Maroc	5 955	5 621	5.9%	-205	994	MAD -1199 Mn	-70	607	MAD -677 Mn
Wafa Assurance	11 639	9 785	18.9%	1 092	485	125.3%	776	424	83.0%
AtlantaSanad	5 465	5 478	-0.2%	731	659	10.9%	414	417	-0.7%
AFMA	244	222	9.8%	100	93	6.8%	59	58	2.5%
AGMA	152	141	7.5%	83	79	5.0%	57	52	9.4%
TGCC	5 178	3 626	42.8%	399	364	9.6%	245	236	3.9%
<b>Building materials</b>									
Delta Holding	2 792	2 538	10.0%	312	261	19.6%	166	172	-3.4%
GNEP	1 107	1 083	2.3%	173	213	-18.7%	87	126	-31.1%
Sonasis	4 888	4 494	8.8%	163	167	-2.4%	86	108	-20.3%
Colorado	610	574	6.2%	60	55	8.4%	35	33	6.6%
Aluminium du Maroc	1 419	1 172	21.0%	123	128	-3.8%	5	18	-75.3%
Jet Contractors	1 800	1 680	7.1%	129	106	21.6%	25	11	129.7%
<b>CM</b>									
LafargeHolcim Maroc	7 985	8 195	-2.6%	2 696	3 496	-22.9%	1 392	2 010	-30.8%
Ciments du Maroc	4 068	4 146	-1.9%	1 327	1 620	-18.1%	905	1 197	-24.4%
<b>R. Estate</b>									
Alliances	1 604	1 414	13.4%	321	260	23.6%	178	119	49.5%
RDS	543	776	-30.0%	-26	49	MAD -75 Mn	-61	-17	MAD -44 Mn
Addoha	1 378	1 197	15.1%	127	-144	MAD +270 Mn	38	-88	MAD +126 Mn
<b>Energy</b>									
Taqa Morocco	13 604	7 812	74.1%	2 913	2 431	19.8%	1 303	1 005	29.6%
TotalEnergies Marketing Maroc	19 719	12 870	53.2%	730	1 311	-44.3%	488	935	-47.8%
Afrique Gaz	9 510	7 132	33.3%	882	681	29.4%	517	504	2.6%
<b>Dist.</b>									
Label Vie	13 947	11 758	18.6%	752	631	19.2%	748	407	83.8%
<b>Auto</b>									
Auto Hall	4 831	5 084	-5.0%	259	460	-43.7%	100	264	-62.1%
Auto Nejma	2 101	2 319	-9.4%	287	225	27.5%	187	146	28.5%
<b>Port</b>									
Marsa Maroc	3 949	3 592	9.9%	1 363	1 129	20.7%	817	666	22.6%
Managem	9 645	7 423	29.9%	1 993	1 317	51.3%	1 615	862	87.4%
<b>Mining</b>									
CMT	592	462	28.1%	296	190	55.7%	236	152	54.7%
SMI	798	689	15.8%	33	-68	MAD +101 Mn	35	-67	MAD +102 Mn
<b>IT</b>									
Disway	1 950	1 824	6.9%	122	169	-27.5%	85	108	-21.3%
Disty Technologies	497	456	8.9%	26	32	-18.0%	4	18	-77.4%
HPS	981	797	23.1%	163	144	13.2%	117	99	18.4%
Microdata	695	564	23.3%	104	77	35.7%	43	46	-6.5%
S2M	280	263	6.2%	22	59	-62.0%	20	3	MAD +18 Mn
Involys	40	36	9.9%	5	3	54.2%	-0.1	0.005	MAD 0 Mn
M2M Group	62	54	14.8%	-45	-29	MAD -17 Mn	34	-20	MAD +53 Mn
<b>Leasing</b>									
Maghrebail	441	363	21.4%	211	173	21.8%	119	99	20.1%
Maroc Leasing	334	371	-9.9%	154	149	2.9%	69	91	-24.1%
Salafin	399	389	2.6%	147	137	7.3%	86	85	1.2%
Eqdom	590	581	1.6%	174	111	57.4%	88	33	165.3%
Aradei Capital	486	421	15.4%	438	488	-10.2%	227	364	-34.0%
Akdital	1 035	770	34.4%	177	120	47.7%	88	48	82.3%
Sothema	2 302	2 056	12.0%	442	421	5.0%	267	279	-4.4%
Ennakl Automobiles	1 931	1 827	5.7%	216	147	46.2%	144	109	32.4%
Promopharm	705	630	11.8%	134	105	27.8%	75	69	9.1%
CTM	605	530	14.2%	6	25	-77.2%	35	35	0.7%
Maghreb Oxygène	291	274	6.2%	17	23	-26.2%	15	18	-15.1%
Timar	665	543	22.4%	30	28	6.0%	12	12	1.5%
Balima	49	47	3.9%	9	12	-20.5%	18	10	87.0%
Med Paper	135	79	70.6%	14	-3	MAD +16 Mn	7	9	-21.7%
<b>Others</b>									
Afric Industries	40	47	-14.9%	9	13	-30.6%	6	5	17.4%
Immorente Invest	67	70	-4.3%	19	23	-17.8%	8	4	121.0%
Fenie Brossette	569	532	7.0%	19	6	MAD +13 Mn	21	4	MAD +17 Mn
SRM	360	287	25.4%	6	5	28.7%	3	-1	MAD +4 Mn
Zellidja	569	536	6.2%	15	-22	MAD +37 Mn	8	-2	MAD +10 Mn
Rebab Company	0.03	0.05	-33.3%	-0.37	-0.27	MAD +0 Mn	-0.22	-4.12	MAD +4 Mn
Stroc Industrie	77	58	34.3%	1	-5	MAD +6 Mn	-15	-11	MAD -4 Mn
IB Maroc.com	NC	NC	-	NC	NC	-	NC	NC	-
Stokvis Nord Afrique	222	348	-36.2%	-46	6	MAD -51 Mn	-184	-29	MAD -154 Mn
Risma	1 037	525	97.5%	204	-84	MAD +288 Mn	152	-172	MAD +324 Mn
DLM	NC	NC	-	NC	NC	-	NC	NC	-





# CASABLANCA CLOSING

## EQUITY

### 2022 DIVIDENDS

Stock	DPS 2022	DPS 2021	Change	GM Date	Ex-Dividend Date	Date of payment
Addoha	-	-	-	27/06/2023		
AFMA	55	54	1,9%	15/06/2023	28/08/2023	06/09/2023
Afric Industries	20	22	-9,1%	20/06/2023	21/07/2023	31/07/2023
Afriquia Gaz	140	140	0,0%	08/05/2023	22/05/2023	31/05/2023
Agma	255	250	2,0%	24/05/2023	13/07/2023	27/07/2023
Akdital	3,25	2,00	62,5%	08/06/2023	28/07/2023	08/08/2023
Alliances	-	-	-	26/06/2023		
Aluminium du Maroc	70	110	-36,4%	22/06/2023	13/07/2023	25/07/2023
Aradei Capital	5,42	1,05		09/05/2023	01/06/2023	12/06/2023
	13,78 [Extraordinary DPS]	17,17 [Extraordinary DPS]	5,4%			
AtlantaSanad	5,5	5,2	5,8%	25/05/2023	12/06/2023	21/06/2023
Attijariwafa bank	15,5	15,0	3,3%	24/05/2023	03/07/2023	12/07/2023
Auto Hall	3,5	3,5	0,0%	31/05/2023	20/06/2023	03/07/2023
Auto Nejma	110	86		07/04/2023	18/04/2023	28/04/2023
	15 [Extraordinary DPS]		45,3%			
Balima	5,5	5	10,0%	20/06/2023	13/07/2023	27/07/2023
BCP	9,0	8,5	5,9%	27/06/2023	13/07/2023	26/07/2023
BOA	4	4	0,0%	20/06/2023	06/07/2023	17/07/2023
BMCI	18	10	80,0%	26/06/2023	13/07/2023	27/07/2023
Cartier Saada	-	-	-	06/09/2023		
Crédit du Maroc	27	26	4,2%	20/06/2023	13/07/2023	27/07/2023
CIH Bank	14,0	14	0,0%	15/06/2023	04/07/2023	13/07/2023
Cimar	60	95	-36,8%	30/05/2023	06/07/2023	17/07/2023
CMT	60	88	-31,8%	27/06/2023	23/08/2023	01/09/2023
Colorado	2	2	-1,5%	22/05/2023	09/06/2023	20/06/2023
Cosumar	7,0	6	16,7%	08/06/2023	06/07/2023	17/07/2023
CTM	25	22	13,6%	26/06/2023	14/09/2023	25/09/2023
Dari Couspate	85,0	95	-10,5%	23/06/2023	21/07/2023	31/07/2023
Delta Holding	1,4	1,3	7,7%	16/05/2023	11/07/2023	21/07/2023
Disty Technologies	10	15	-33,3%	15/06/2023	28/07/2023	08/08/2023
Disway	35	40		30/05/2023	22/06/2023	05/07/2023
		30 [Extraordinary DPS]	-53,3%			
Delattre Levivier Maroc	-	-	-			
Ennakl Automobiles	1,9	1,9	2,2%	25/04/2023	21/06/2023	04/07/2023
Egdom	55,0	40	37,5%	30/05/2023	20/06/2023	03/07/2023
Fenie Brossette	-	-	-	22/06/2023		
HPS	60,0	55	9,1%	22/06/2023	05/07/2023	14/07/2023
IB Maroc	-	-	-			
Immorante	1,0	5,5	0,0%	07/04/2023	18/04/2023	28/04/2023
	2,0				15/06/2023	26/06/2023
	1,0				18/09/2023	26/09/2023
	1,0				12/12/2023	21/12/2023
Involys	0,0	5,0	-	15/06/2023		
Jet Contractors	-	-	-	19/03/2023		
Label Vie	86,38	70,4		15/06/2023	03/07/2023	12/07/2023
		69,1 [Extraordinary DPS]	-38,1%			
LafargeHolcim Maroc	66	66	0,0%	27/06/2023	13/07/2023	27/07/2023
Lesieur	4,5	3,5	28,6%	10/05/2023	06/07/2023	14/07/2023
M2M Group	-	-	-	21/06/2023		
Maghreb Oxygène	4,0	4,0	0,0%	18/04/2023	02/05/2023	11/05/2023
Maghrébail	50	50	0,0%	09/05/2023	04/07/2023	13/07/2023
Managem	30	20	50,0%	31/05/2023	06/07/2023	14/07/2023
Maroc Leasing	14	14	0,0%	26/06/2023	15/09/2023	26/09/2023
IAM	2,19	4,78	-54,2%	31/03/2023	06/09/2023	15/09/2023
Marsa Maroc	8,0	7,2	11,1%	20/06/2023	13/07/2023	26/07/2023
Med Paper	-	-	-	26/06/2023		
Microdata	25	27	-7,4%	21/06/2023	12/07/2023	24/07/2023
Mutandis	8,5	8,5	0,0%	03/04/2023	20/06/2023	03/07/2023
TGCC	6,0	5,5	9,1%	20/06/2023	25/07/2023	03/08/2023
Oulmès	16,5	12,0	37,5%	18/05/2023	19/06/2023	28/06/2023
Promopharm	40	40	0,0%	21/06/2023	11/09/2023	20/09/2023
RDS	-	-	-	27/06/2023		
Rebab Company	-	-	-	26/06/2023		
Risma	-	-	-	13/06/2023		
S2M	-	-	-	22/06/2023		
SANLAM Maroc	36	35	2,9%	10/05/2023	22/08/2023	31/08/2023
Salafin	13,50	26,55		09/05/2023	22/05/2023	31/05/2023
	13,50 [Extraordinary DPS]	25,45 [Extraordinary DPS]	-48,1%			
SBM	145,5	113,0	28,8%	09/05/2023	06/06/2023	15/06/2023
SMI	-	-	-	31/05/2023		
SNEP	16	20	-20,0%	27/06/2023	14/09/2023	25/09/2023
Sonasid	30	38	-21,1%	22/06/2023	21/07/2023	31/07/2023
Sothema	25	25	0,0%	25/05/2023	03/07/2023	11/07/2023
SRM	-	-	-	20/06/2023		
Stokvis	-	-	-	15/06/2023		
Stroc Industrie	-	-	-	19/05/2023		
Taq Morocco	35	35	0,0%	23/05/2023	13/09/2023	22/09/2023
Timar	0	8	-	22/06/2023		
TotalEnergies Marketing Maroc	56	56	-	01/06/2023	19/06/2023	27/06/2023

#### Attijari Global Research

Mahat Zerhouni  
+212 529 03 68 16  
m.zerhouni@attijari.ma

#### Attijari Intermédiation

Anis Hares  
+212 529 03 68 34  
Alae Yahya  
+212 529 03 68 15  
Sofia Mohcine  
+212 522 49 59 52  
Mehdi Benchekroun  
+212 5 29 03 68 14



Attijari  
Global Research