

# CASABLANCA CLOSING EQUITY

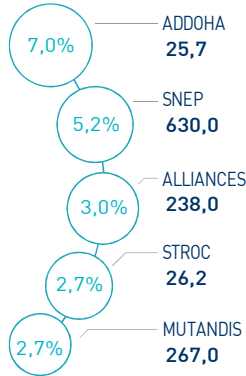
5 APRIL 2024

## MARKET INSIGHT

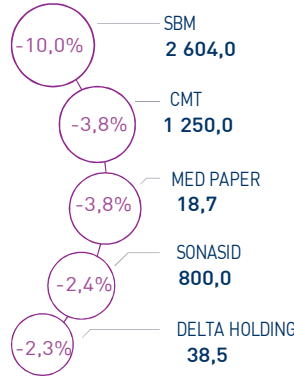
<b>  MASI  </b> 13 119 pts	<b>  MSI20  </b> 1 065 pts	<b>  CAPI  </b> 676 MAD Bn	<b>  VOLUME  </b> 214 MAD Mn
↗ Daily 0,09%	↗ Daily 0,26%	↗ High 679	MC 214
↗ YTD 8,48%	↗ YTD 7,63%	↘ Low 628	MB -

## THE DAY IN REVIEW

### TOP PERFORMERS



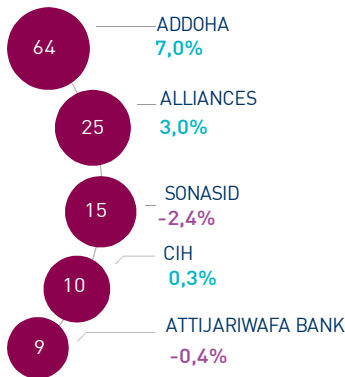
### BOTTOM PERFORMERS



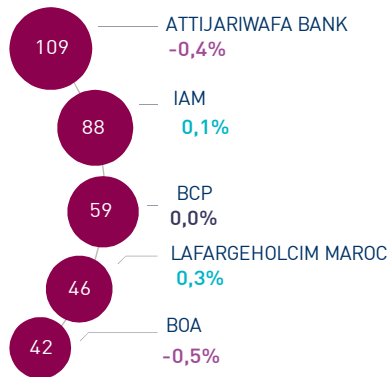
At the end of the last trading session of the week, the MASI index recorded a slight increase of +0.09% at 13,119 points. In this context, the annual performance stood at +8.48%.

Addoha topped the highest increase recording a gain of +7.0%. In the opposite, SBM dropped by -10.0%, i.e. the strongest decline of this trading session.

### MOST ACTIVE (MAD Mn)



### LARGEST CAP (MAD Bn)



Volume traded on the central market reached MAD 214 Mn.

This was mainly driven by Addoha, and Alliances which monopolized almost 42% of the total flow.

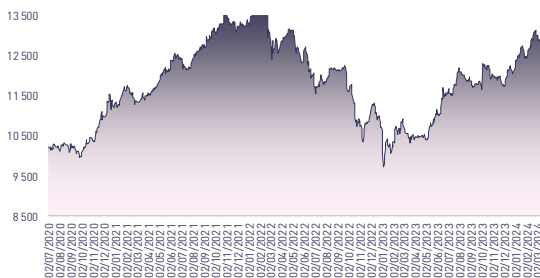
### Attijari Global Research

Mahat Zerhouni  
+212 529 03 68 16  
m.zerhouni@attijari.ma

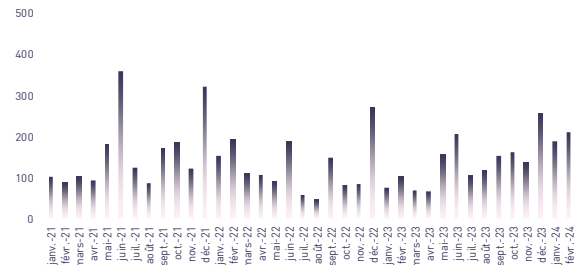
### Attijari Intermédiation

Anis Hares  
+212 529 03 68 34  
Alae Yahya  
+212 529 03 68 15  
Sofia Mohcine  
+212 529 03 68 21  
Mehdi Benchekroun  
+212 529 03 68 14

## MASI INDEX EVOLUTION (pts)



## ADV- MONTHLY BASIS VOLUME (MAD Mn)



## KEY ECONOMIC RELEASES/EVENTS OVER THE WEEK

### | Apr. 5<sup>th</sup> | 2024

In a press release, CTM announces the purchase of the majority stake of Bank of Africa in the maritime transport company Africa Morocco Link (AML).

### | Apr. 5<sup>th</sup> | 2024

SBM shareholders are convened to the OGM on May 7<sup>th</sup> 2024. This suggests the payout of a DPS worth MAD 160 for the FY 2023 compared to MAD 145.5 in 2022.

### | Apr. 4<sup>th</sup> | 2024

The results of Bank Al-Maghrib's monthly economic survey for the month of February 2024 show an improvement in activity compared to the previous month.

### | Apr. 3<sup>rd</sup> | 2024

In Q1 2024, cement sales stood at 3,235,275 tons against 3,247,793 tons in Q1 2023, i.e. a decline of 0.4% y-o-y.



Attijari  
Global Research



# CASABLANCA CLOSING

## EQUITY



### DAILY STOCK ON APRIL 5<sup>th</sup>, 2024

05/04/2024	Close	Day	YTD	Max 2024	Min 2024	Quantity	P/E 23E	P/B 23E	D/Y 23E
Addoha	25,68	7,00%	79,20%	25,68	14,83	2 595 219	N.S	1,1	0,0%
AFMA	1 205,0	0,17%	0,42%	1 252,0	1 183,0	30	20,1	23,7	4,6%
Afric Industries	320,0	0,00%	-4,46%	335,0	316,0	258	25,1	2,2	6,3%
Afriquia Gaz	4 150,0	0,00%	3,75%	4 300,0	3 950,0	502	29,6	4,8	3,4%
Agma	7 100,0	0,00%	11,29%	7 500,0	6 550,0	0	5,6	4,3	3,9%
Akdital	680,0	1,19%	37,10%	708,1	496,1	8 436	N.S	6,2	0,9%
Alliances	238,00	3,03%	106,06%	238,00	123,50	108 077	21,7	1,5	1,3%
Aluminium du Maroc	1 499,0	-0,07%	9,50%	1 500,0	1 320,0	41	N.S	2,8	6,0%
Aradei Capital	520,0	0,99%	16,85%	520,0	441,0	1 009	25,7	1,3	3,9%
AtlantaSanad	127,0	1,84%	0,00%	127,0	121,0	16 389	17,3	3,3	4,5%
Attijariwafa bank	505,0	-0,39%	9,78%	515,0	462,5	18 723	14,5	1,9	3,3%
Auto Hall	66,60	2,46%	-1,70%	68,90	63,00	7 194	N.S	2,1	3,0%
Auto Nejma	2 039,0	0,00%	-17,45%	2 470,0	2 039,0	0	11,0	1,8	4,6%
Balima	219,2	0,00%	18,49%	233,2	185,0	8	42,5	3,1	NC
BCP	292,0	0,00%	6,18%	309,0	275,0	14 605	17,0	1,5	3,3%
BoA	197,0	-0,51%	9,75%	205,5	180,0	40 560	15,7	1,5	2,0%
BMCI	635,0	0,79%	17,59%	635,0	548,8	10 260	N.S	1,2	NC
Cartier Saada	23,99	2,04%	9,05%	24,50	21,82	50	15,9	0,9	0,0%
CFG Bank	151,4	0,00%	6,96%	163,0	146,0	4 490	31,9	3,2	2,2%
CIH	385,0	0,26%	9,52%	388,0	333,0	25 911	16,5	1,7	3,6%
Cimar	1 700,0	0,53%	1,19%	1 759,0	1 677,0	987	29,2	7,4	3,5%
CMT	1 250,0	-3,77%	14,68%	1 594,0	988,0	2 022	12,9	2,8	NC
Colorado	49,39	0,80%	6,22%	50,00	44,17	36	20,4	2,4	4,6%
Cosumar	197,0	0,00%	1,03%	201,4	187,0	27 972	18,4	3,1	5,1%
Crédit du Maroc	920,0	0,00%	15,43%	920,0	797,0	0	19,9	1,5	3,7%
CTM	600,0	1,87%	5,24%	614,0	570,1	380	11,7	2,3	2,5%
Dari Couspate	3 593,0	0,00%	12,28%	3 593,0	3 200,0	0	30,6	3,1	NC
Delattre Levivier	40,00	0,00%	0,00%	40,00	40,00	0	N.S	N.S	0,0%
Delta Holding	38,50	-2,28%	8,45%	42,89	36,00	5 118	17,8	1,4	3,9%
Diac Salaf	26,25	0,00%	0,00%	26,25	26,25	0	N.S	N.S	0,0%
Disty Technologies	268,0	0,37%	40,02%	268,0	187,0	14 511	14,1	1,6	5,6%
Disway	730,0	0,69%	12,31%	734,0	672,0	150	20,9	2,1	4,8%
Ennaki	33,78	-0,06%	8,97%	33,80	31,14	1 082	6,7	1,3	6,7%
Eqdom	1 160,0	0,00%	17,50%	1 198,0	990,0	1	21,5	1,3	4,7%
Fenie Brossette	86,38	-0,05%	-8,42%	96,98	85,10	1 614	17,8	0,9	0,0%
HPS	580,0	0,52%	-6,75%	624,6	570,0	1 463	43,0	6,1	1,2%
IAM	100,0	0,05%	0,00%	105,3	88,9	83 293	14,2	5,1	4,2%
IB Maroc	21,00	0,00%	1,45%	23,64	20,52	10	N.S	N.S	0,0%
Immorente	94,5	-0,46%	1,61%	96,7	91,0	56	19,9	1,0	5,5%
Involys	84,0	-0,49%	-4,56%	88,6	84,0	2	N.S	0,4	0,0%
Jet Contractors	481,0	-0,80%	88,63%	484,9	255,0	4 702	20,0	1,4	1,5%
Label Vie	4 550,0	-0,42%	8,33%	4 750,0	4 161,0	450	25,9	4,3	2,1%
LafargeHolcim Maroc	1 960,0	0,26%	2,08%	2 074,0	1 920,0	2 900	28,7	4,0	3,4%
Lesieur	268,6	0,04%	-0,52%	278,7	256,2	342	N.S	4,2	0,7%
M2M Group	486,0	0,00%	-21,49%	619,0	486,0	0	N.S	3,0	0,0%
Maghreb Oxygène	227,0	-0,44%	-1,30%	233,0	195,0	2	18,4	0,6	1,8%
Maghrébaïl	920,0	0,00%	1,10%	999,0	909,0	0	9,9	1,2	5,4%
Managem	1 785,0	0,28%	1,42%	1 930,0	1 730,0	237	34,7	2,3	1,7%
Maroc Leasing	385,0	0,00%	6,94%	385,0	356,0	0	12,2	1,0	4,2%
Marsa Maroc	283,0	0,71%	1,80%	292,0	270,0	4 471	24,4	8,3	3,0%
Med Paper	18,67	-3,76%	-8,88%	20,45	18,55	1 616	12,8	3,2	0,0%
Microdata	650,1	0,00%	8,35%	695,0	600,0	0	22,8	6,3	5,2%
Mutandis	267,0	2,69%	6,80%	276,0	248,0	4 178	19,6	2,4	3,9%
Outmès	1 335,0	0,00%	-1,04%	1 425,0	1 271,0	0	41,3	3,8	1,6%
Promopharm	941,1	0,00%	-5,89%	1 008,0	940,0	0	16,5	2,0	0,0%
Rebab	71,75	0,00%	-14,39%	83,81	69,00	0	N.S	0,5	0,0%
RDS	44,99	2,32%	107,33%	44,99	22,48	176 451	N.S	0,3	0,0%
Risma	250,0	-0,71%	20,77%	253,0	190,0	340	26,0	3,0	2,4%
S2M	170,5	0,03%	-5,28%	199,0	155,6	241	12,6	2,2	0,0%
SANLAM Maroc	1 502,0	0,00%	15,63%	1 502,0	1 132,0	6	15,6	1,2	5,1%
Salafin	627,5	0,00%	20,67%	627,5	480,8	0	21,5	2,3	4,5%
Samir	127,8	0,00%	0,00%	127,8	127,8	0	N.S	N.S	0,0%
SBM	2 604,0	-9,99%	15,37%	2 893,0	2 200,0	1 450	11,6	4,2	6,1%
SMI	1 610,0	0,00%	21,69%	1 610,0	1 311,0	52	15,7	2,0	5,0%
SNEP	630,0	5,18%	28,57%	630,0	477,0	3 632	N.S	2,1	0,0%
Sonacid	800,0	-2,44%	21,21%	820,0	664,1	19 173	N.S	1,7	2,6%
Sothema	970,0	2,11%	2,00%	1 051,0	950,0	268	26,6	4,7	1,8%
SRM	95,0	0,00%	-20,70%	117,8	94,0	3	N.S	0,2	0,0%
Stokvis	10,62	1,14%	-2,57%	11,08	10,23	383	N.S	N.S	0,0%
Stroc Industrie	26,20	2,75%	-8,77%	30,85	25,50	689	N.S	N.S	0,0%
TAQA Morocco	1 250,0	0,00%	13,64%	1 287,0	1 100,0	565	28,4	4,6	2,8%
TGCC	265,0	-0,97%	42,47%	270,0	188,0	18 580	23,1	5,7	2,8%
Timar	659,0	0,00%	9,83%	660,0	600,0	0	9,0	1,2	5,3%
Total Maroc	1 400,0	0,43%	20,69%	1 463,0	1 170,0	778	N.S	5,4	NC
UNIMER	178,0	0,00%	0,56%	178,0	167,4	0	N.S	1,8	0,6%
Wafa Assurance	4 200,0	-1,18%	5,00%	4 400,0	4 000,0	330	21,9	1,8	3,3%
Zellidja	77,00	0,00%	9,69%	78,95	70,74	0	N.S	0,8	0,0%
MASI	13 118,7	0,09%	8,48%	13 134,0	12 141,7	-	18,3	3,4	3,2%

Multiples reflect 2023 forecast results reported to the current stock market capitalization



Attijari  
Global Research



# CASABLANCA CLOSING

## EQUITY

### FY 2022 FINANCIAL FIGURES

	Turnover			EBIT			Net Income (Group Share)			
	MAD Mn	2022	2021	Change	2022	2021	Change	2022	2021	Change
Maroc Telecom		35 731	35 790	-0,2%	11 468	11 586	-1,0%	5 820	6 014	-3,2%
<b>Food-processing</b>										
Cosumar		10 433	9 113	14,5%	1 294	1 408	-8,1%	826	763	8,2%
SBM		2 910	2 697	7,9%	647	542	19,3%	399	335	19,1%
Lesieur Cristal		6 897	4 863	41,8%	463	309	49,8%	206	140	47,1%
Mutandis		2 329	1 685	38,2%	175	133	31,7%	100	60	66,0%
Dari Couspate		782	698	12,0%	12	67	-82,1%	20	42	-52,8%
Oulmès		2 196	1 734	26,6%	117	121	-3,8%	61	41	49,1%
Unimer		1 368	1 026	33,3%	74	-7	MAD +80 Mn	46	-94	MAD +140 Mn
<b>Banks</b>										
Attijariwafa bank		26 313	24 380	7,9%	11 399	9 484	20,2%	6 065	5 144	17,9%
BOA		15 624	14 607	7,0%	4 697	3 726	26,1%	2 305	2 007	14,8%
BCP		20 609	20 087	2,6%	5 582	4 526	23,3%	2 750	1 765	55,8%
Crédit du Maroc		2 569	2 460	4,4%	759	1 061	-28,5%	404	627	-35,6%
CIH Bank		3 518	3 107	13,2%	1 067	932	14,4%	669	603	11,0%
BMCI		3 054	3 044	0,3%	420	338	24,2%	229	194	17,8%
<b>Insurance</b>										
SANLAM Maroc		5 955	5 621	5,9%	-205	994	MAD -1199 Mn	-70	607	MAD -677 Mn
Wafa Assurance		11 639	9 785	18,9%	1 092	485	125,3%	776	424	83,0%
AtlantaSanad		5 465	5 478	-0,2%	731	659	10,9%	414	417	-0,7%
AFMA		244	222	9,8%	100	93	6,8%	59	58	2,5%
AGMA		152	141	7,5%	83	79	5,0%	57	52	9,4%
<b>Building materials</b>										
TGCC		5 178	3 626	42,8%	399	364	9,6%	245	236	3,9%
Delta Holding		2 792	2 538	10,0%	312	261	19,6%	166	172	-3,4%
SNEP		1 107	1 083	2,3%	173	213	-18,7%	87	126	-31,1%
Sonasid		4 888	4 494	8,8%	163	167	-2,4%	86	108	-20,3%
Colorado		610	574	6,2%	60	55	8,4%	35	33	6,6%
Aluminium du Maroc		1 419	1 172	21,0%	123	128	-3,8%	5	18	-75,3%
Jet Contractors		1 800	1 680	7,1%	129	106	21,6%	25	11	129,7%
<b>CM</b>										
LafargeHolcim Maroc		7 985	8 195	-2,6%	2 696	3 496	-22,9%	1 392	2 010	-30,8%
Ciments du Maroc		4 068	4 146	-1,9%	1 327	1 620	-18,1%	905	1 197	-24,4%
<b>R. Estate</b>										
Alliances		1 604	1 414	13,4%	321	260	23,6%	178	119	49,5%
RDS		543	776	-30,0%	-26	49	MAD -75 Mn	-61	-17	MAD -44 Mn
Addoha		1 378	1 197	15,1%	127	-144	MAD +270 Mn	38	-88	MAD +126 Mn
<b>Energy</b>										
Taqi Morocco		13 604	7 812	74,1%	2 913	2 431	19,8%	1 303	1 005	29,6%
TotalEnergies Marketing Maroc		19 719	12 870	53,2%	730	1 311	-44,3%	488	935	-47,8%
Afriquia Gaz		9 510	7 132	33,3%	882	681	29,4%	517	504	2,6%
<b>Disti</b>										
Label Vie		13 947	11 758	18,6%	752	631	19,2%	748	407	83,8%
<b>Auto</b>										
Auto Hall		4 831	5 084	-5,0%	259	460	-43,7%	100	264	-62,1%
Auto Nejma		2 101	2 319	-9,4%	287	225	27,5%	187	146	28,5%
<b>Pol. Auto</b>										
Marsa Maroc		3 949	3 592	9,9%	1 363	1 129	20,7%	817	666	22,6%
Managem		9 645	7 423	29,9%	1 993	1 317	51,3%	1 615	862	87,4%
<b>Mining</b>										
CMT		592	462	28,1%	296	190	55,7%	236	152	54,7%
SMI		798	689	15,8%	33	-68	MAD +101 Mn	35	-67	MAD +102 Mn
<b>IT</b>										
Disway		1 950	1 824	6,9%	122	169	-27,5%	85	108	-21,3%
Disty Technologies		497	456	8,9%	26	32	-18,0%	4	18	-77,4%
HPS		981	797	23,1%	163	144	13,2%	117	99	18,4%
Microdata		695	564	23,3%	104	77	35,7%	43	46	-6,5%
S2M		280	263	6,2%	22	59	-62,0%	20	3	MAD +18 Mn
Involys		40	36	9,9%	5	3	54,2%	-0,1	0,005	MAD 0 Mn
<b>Leasing</b>										
M2M Group		62	54	14,8%	-45	-29	MAD -17 Mn	34	-20	MAD +53 Mn
Maghrebaïl		441	363	21,4%	211	173	21,8%	119	99	20,1%
Maroc Leasing		334	371	-9,9%	154	149	2,9%	69	91	-24,1%
Salafin		399	389	2,6%	147	137	7,3%	86	85	1,2%
Eqdom		590	581	1,6%	174	111	57,4%	88	33	165,3%
<b>Others</b>										
Aradeï Capital		486	421	15,4%	438	488	-10,2%	227	344	-34,0%
Akdital		1 035	770	34,4%	177	120	47,7%	88	48	82,3%
Sothema		2 302	2 056	12,0%	442	421	5,0%	267	279	-4,4%
Ennaki Automobiles		1 931	1 827	5,7%	216	147	46,2%	144	109	32,4%
Promopharm		705	630	11,8%	134	105	27,8%	75	69	9,1%
CTM		605	530	14,2%	6	25	-77,2%	35	35	0,7%
Maghreb Oxygène		291	274	6,2%	17	23	-26,2%	15	18	-15,1%
Timar		665	543	22,4%	30	28	6,0%	12	12	1,5%
Balima		49	47	3,9%	9	12	-20,5%	18	10	87,0%
Med Paper		135	79	70,6%	14	-3	MAD +16 Mn	7	9	-21,7%
Afric Industries		40	47	-14,9%	9	13	-30,6%	6	5	17,4%
Immorente Invest		67	70	-4,3%	19	23	-17,8%	8	4	121,0%
Fenie Brossette		569	532	7,0%	19	6	MAD +13 Mn	21	4	MAD +17 Mn
SRM		360	287	25,4%	6	5	28,7%	3	-1	MAD +4 Mn
Zellidja		569	536	6,2%	15	-22	MAD +37 Mn	8	-2	MAD +10 Mn
Rebab Company		0,03	0,05	-33,3%	-0,37	-0,37	MAD +0 Mn	-0,22	-4,12	MAD +4 Mn
Stroc Industrie		77	58	34,3%	1	-5	MAD +6 Mn	-15	-11	MAD -4 Mn
IB Maroc.com		NC	NC	-	NC	NC	-	NC	NC	-
Stokvis Nord Afrique		222	348	-36,2%	-46	6	MAD -51 Mn	-184	-29	MAD -154 Mn
Risma		1 037	525	97,5%	204	-84	MAD +288 Mn	152	-172	MAD +324 Mn
DLM		NC	NC	-	NC	NC	-	NC	NC	-







# CASABLANCA CLOSING

## EQUITY

### 2022 DIVIDENDS

Stock	DPS 2022	DPS 2021	Change	GM Date	Ex-Dividend Date	Date of payment
Addoha	-	-	-	27/06/2023		
AFMA	55	54	1,9%	15/06/2023	28/08/2023	06/09/2023
Afric Industries	20	22	-9,1%	20/06/2023	21/07/2023	31/07/2023
Afriquia Gaz	140	140	0,0%	08/05/2023	22/05/2023	31/05/2023
Agma	255	250	2,0%	24/05/2023	13/07/2023	27/07/2023
Akdital	3,25	2,00	62,5%	08/06/2023	28/07/2023	08/08/2023
Alliances	-	-	-	26/06/2023		
Aluminium du Maroc	70	110	-36,4%	22/06/2023	13/07/2023	25/07/2023
Aradei Capital	5,42	1,05		09/05/2023	01/06/2023	12/06/2023
	13,78 [Extraordinary DPS]	17,17 [Extraordinary DPS]	5,4%			
AtlantaSanad	5,5	5,2	5,8%	25/05/2023	12/06/2023	21/06/2023
Attijariwafa bank	15,5	15,0	3,3%	24/05/2023	03/07/2023	12/07/2023
Auto Hall	3,5	3,5	0,0%	31/05/2023	20/06/2023	03/07/2023
Auto Nejma	110	86	45,3%	07/04/2023	18/04/2023	28/04/2023
	15 [Extraordinary DPS]					
Balima	5,5	5	10,0%	20/06/2023	13/07/2023	27/07/2023
BCP	9,0	8,5	5,9%	27/06/2023	13/07/2023	26/07/2023
BOA	4	4	0,0%	20/06/2023	06/07/2023	17/07/2023
BMCI	18	10	80,0%	26/06/2023	13/07/2023	27/07/2023
Cartier Saada	-	-	-	06/09/2023		
Crédit du Maroc	27	26	4,2%	20/06/2023	13/07/2023	27/07/2023
CIH Bank	14,0	14	0,0%	15/06/2023	04/07/2023	13/07/2023
Cimar	60	95	-36,8%	30/05/2023	06/07/2023	17/07/2023
CMT	60	88	-31,8%	27/06/2023	23/08/2023	01/09/2023
Colorado	2	2	-1,5%	22/05/2023	09/06/2023	20/06/2023
Cosumar	7,0	6	16,7%	08/06/2023	06/07/2023	17/07/2023
CTM	25	22	13,6%	26/06/2023	14/09/2023	25/09/2023
Dari Couspate	85,0	95	-10,5%	23/06/2023	21/07/2023	31/07/2023
Delta Holding	1,4	1,3	7,7%	16/05/2023	11/07/2023	21/07/2023
Disty Technologies	10	15	-33,3%	15/06/2023	28/07/2023	08/08/2023
Disway	35	40	-53,3%	30/05/2023	22/06/2023	05/07/2023
		30 [Extraordinary DPS]				
Delattre Levivier Maroc	-	-	-			
Ennaki Automobiles	1,9	1,9	2,2%	25/04/2023	21/06/2023	04/07/2023
Eqdom	55,0	40	37,5%	30/05/2023	20/06/2023	03/07/2023
Fenie Brossette	-	-	-	22/06/2023		
HPS	60,0	55	9,1%	22/06/2023	05/07/2023	14/07/2023
IB Maroc	-	-	-			
Immorente	1,0	5,5	0,0%	07/04/2023	18/04/2023	28/04/2023
	2,0				15/06/2023	26/06/2023
	1,0				18/09/2023	26/09/2023
	1,0				12/12/2023	21/12/2023
Involys	0,0	5,0	-	15/06/2023		
Jet Contractors	-	-	-	19/03/2023		
Label Vie	86,38	70,4		15/06/2023	03/07/2023	12/07/2023
		69,1 [Extraordinary DPS]	-38,1%			
LafargeHolcim Maroc	66	66	0,0%	27/06/2023	13/07/2023	27/07/2023
Lesieur	4,5	3,5	28,6%	10/05/2023	06/07/2023	14/07/2023
M2M Group	-	-	-	21/06/2023		
Maghreb Oxygène	4,0	4,0	0,0%	18/04/2023	02/05/2023	11/05/2023
Maghrébail	50	50	0,0%	09/05/2023	04/07/2023	13/07/2023
Managem	30	20	50,0%	31/05/2023	06/07/2023	14/07/2023
Maroc Leasing	14	14	0,0%	26/06/2023	15/09/2023	26/09/2023
IAM	2,19	4,78	-54,2%	31/03/2023	06/09/2023	15/09/2023
Marsa Maroc	8,0	7,2	11,1%	20/06/2023	13/07/2023	26/07/2023
Med Paper	-	-	-	26/06/2023		
Microdata	25	27	-7,4%	21/06/2023	12/07/2023	24/07/2023
Mutandis	8,5	8,5	0,0%	03/04/2023	20/06/2023	03/07/2023
TGCC	6,0	5,5	9,1%	20/06/2023	25/07/2023	03/08/2023
Outmès	16,5	12,0	37,5%	18/05/2023	19/06/2023	28/06/2023
Promopharm	40	40	0,0%	21/06/2023	11/09/2023	20/09/2023
RDS	-	-	-	27/06/2023		
Rebab Company	-	-	-	26/06/2023		
Risma	-	-	-	13/06/2023		
S2M	-	-	-	22/06/2023		
SANLAM Maroc	36	35	2,9%	10/05/2023	22/08/2023	31/08/2023
Salafin	13,50	26,55	-48,1%	09/05/2023	22/05/2023	31/05/2023
	13,50 [Extraordinary DPS]	25,45 [Extraordinary DPS]				
SBM	145,5	113,0	28,8%	09/05/2023	06/06/2023	15/06/2023
SMI	-	-	-	31/05/2023		
SNEP	16	20	-20,0%	27/06/2023	14/09/2023	25/09/2023
Sonasis	30	38	-21,1%	22/06/2023	21/07/2023	31/07/2023
Sothema	25	25	0,0%	25/05/2023	03/07/2023	11/07/2023
SRM	-	-	-	20/06/2023		
Stokvis	-	-	-	15/06/2023		
Stroc Industrie	-	-	-	19/05/2023		
Taqi Morocco	35	35	0,0%	23/05/2023	13/09/2023	22/09/2023
Timar	0	8	-	22/06/2023		
TotalEnergies Marketing Maroc	56	56	-	01/06/2023	19/06/2023	27/06/2023
Unimer	1	-	-	22/06/2023	13/09/2022	22/09/2023
Wafa Assurance	130	120	8,3%	10/05/2023	08/06/2023	19/06/2023
Zellidja	-	-	-	26/06/2023		

#### Attijari Global Research

Mahat Zerhouni  
+212 529 03 68 16  
m.zerhouni@attijari.ma

#### Attijari Intermédiation

Anis Hares  
+212 529 03 68 34

Alae Yahya  
+212 529 03 68 15

Sofia Mohcine  
+212 522 49 59 52

Mehdi Benckroun  
+212 529 03 68 14



Attijari  
Global Research