

CASABLANCA CLOSING EQUITY

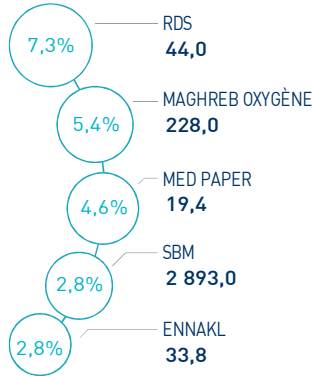
4 APRIL 2024

MARKET INSIGHT

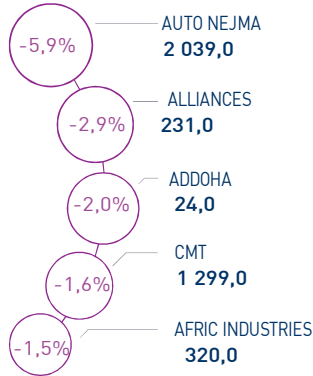
 MASI 13 106 pts	 MSI20 1 063 pts	 CAPI 676 MAD Bn	 VOLUME 145 MAD Mn
↑ Daily 0,08%	↑ Daily 0,07%	↑ High 679	MC 145
↑ YTD 8,38%	↑ YTD 7,35%	↓ Low 628	MB -

THE DAY IN REVIEW

TOP PERFORMERS



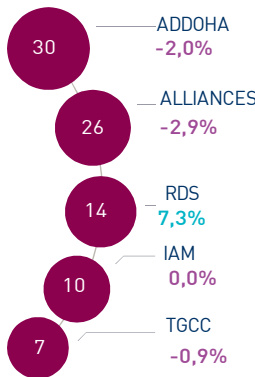
BOTTOM PERFORMERS



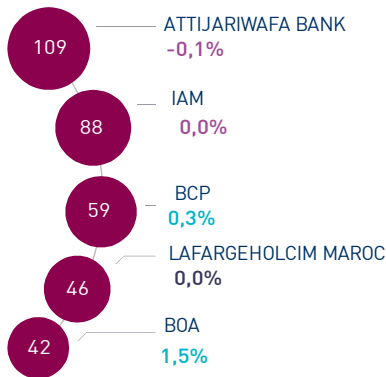
At the end of this trading session, the MASI index recorded a slight increase of +0.08% at 13,106 points. In this context, the annual performance stood at +8.38%.

RDS topped the highest increase recording a gain of +7.3%. In the opposite, Auto Nejma dropped by -5.9%, i.e. the strongest decline of this trading session.

MOST ACTIVE (MAD Mn)



LARGEST CAP (MAD Bn)



Volume traded on the central market reached MAD 145 Mn.

This was mainly driven by Addoha, and Alliances which monopolized almost 40% of the total flow.

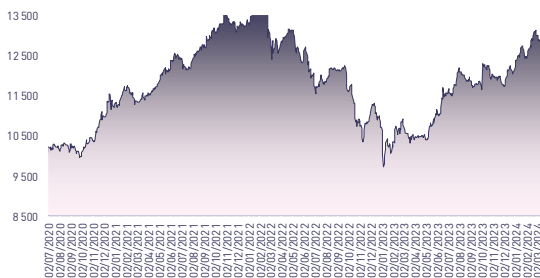
Attijari Global Research

Mahat Zerhouni
+212 529 03 68 16
m.zerhouni@attijari.ma

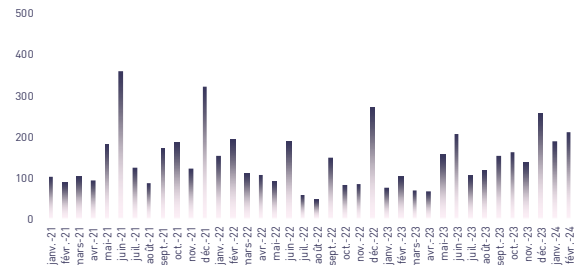
Attijari Intermédiation

Anis Hares
+212 529 03 68 34
Alae Yahya
+212 529 03 68 15
Sofia Mohcine
+212 529 03 68 21
Mehdi Benckroun
+212 529 03 68 14

MASI INDEX EVOLUTION (pts)



ADV- MONTHLY BASIS VOLUME (MAD Mn)



KEY ECONOMIC RELEASES/EVENTS OVER THE WEEK

| Apr. 4th | 2024

The results of Bank Al-Maghrib's monthly economic survey for the month of February 2024 show an improvement in activity compared to the previous month.

| Apr. 3rd | 2024

In Q1 2024, cement sales stood at 3,235,275 tons against 3,247,793 tons in Q1 2023, i.e. a decline of 0.4% y-o-y.

| Apr. 3rd | 2024

At the end of February 2024, imports of goods and services amounted to MAD 121.3 Bn, up 1.0%. Likewise, exports increased by 6.0% to MAD 105.0 Bn.

| Apr. 2nd | 2024

According to HCP, the growth rate of the Moroccan economy stood at 4.1% in Q4 2023 compared to 0.7% a year earlier



CASABLANCA CLOSING

EQUITY

DAILY STOCK ON APRIL 4th, 2024

04/04/2024	Close	Day	YTD	Max 2024	Min 2024	Quantity	P/E 23E	P/B 23E	D/Y 23E
Addoha	24,00	-2,04%	67,48%	24,50	14,83	1 221 527	N.S	1,1	0,0%
AFMA	1 203,0	0,00%	0,25%	1 252,0	1 183,0	1	20,1	23,7	4,6%
Afric Industries	320,0	-1,54%	-4,46%	335,0	316,0	350	25,1	2,2	6,3%
Afrikaia Gaz	4 150,0	-0,38%	3,75%	4 300,0	3 950,0	11	29,6	4,8	3,4%
Agma	7 100,0	1,34%	11,29%	7 500,0	6 550,0	4	5,6	4,3	3,9%
Akdital	672,0	-0,30%	35,48%	708,1	496,1	10 699	N.S	6,1	0,9%
Alliances	231,00	-2,94%	100,00%	238,00	123,50	111 224	21,1	1,5	1,3%
Aluminium du Maroc	1 500,0	0,00%	9,57%	1 500,0	1 320,0	41	N.S	2,8	6,0%
Aradei Capital	514,9	-0,56%	15,71%	519,0	441,0	6 265	25,4	1,3	4,0%
AtlantaSanad	124,7	-0,24%	-1,81%	127,0	121,0	979	17,0	3,3	4,6%
Attijariwafa bank	507,0	-0,08%	10,22%	515,0	462,5	9 880	14,5	1,9	3,3%
Auto Hall	65,00	2,04%	-4,06%	68,90	63,00	4 772	N.S	2,1	3,1%
Auto Nejma	2 039,0	-5,86%	-17,45%	2 470,0	2 039,0	5	11,0	1,8	4,6%
Balima	219,2	0,00%	18,49%	233,2	185,0	5	42,5	3,1	NC
BCP	292,0	0,31%	6,18%	309,0	275,0	14 051	17,0	1,5	3,3%
BoA	198,0	1,54%	10,31%	205,5	180,0	5 319	15,8	1,6	2,0%
BMCI	630,0	-0,02%	16,67%	630,1	548,8	664	N.S	1,2	NC
Cartier Saada	23,51	0,90%	6,86%	24,50	21,82	20	15,6	0,8	0,0%
CFG Bank	151,4	-0,43%	6,96%	163,0	146,0	8 284	31,9	3,2	2,2%
CIH	384,0	-1,03%	9,23%	388,0	333,0	10 293	16,5	1,7	3,6%
Cimar	1 691,0	-0,53%	0,65%	1 759,0	1 677,0	23	29,0	7,4	3,5%
CMT	1 299,0	-1,59%	19,17%	1 594,0	988,0	2 556	13,4	2,9	NC
Colorado	49,00	1,24%	5,38%	50,00	44,17	1 316	20,3	2,4	4,6%
Cosumar	197,0	0,43%	1,03%	201,4	187,0	22 588	18,4	3,1	5,1%
Crédit du Maroc	920,0	0,00%	15,43%	920,0	797,0	939	19,9	1,5	3,7%
CTM	589,0	0,00%	3,32%	614,0	570,1	3	11,5	2,2	2,5%
Dari Couspate	3 593,0	0,00%	12,28%	3 593,0	3 200,0	0	30,6	3,1	NC
Delattre Levivier	40,00	0,00%	0,00%	40,00	40,00	0	N.S	N.S	0,0%
Delta Holding	39,40	2,34%	10,99%	42,89	36,00	6 413	18,3	1,5	3,8%
Diac Salaf	26,25	0,00%	0,00%	26,25	26,25	0	N.S	N.S	0,0%
Disty Technologies	267,0	0,00%	39,50%	267,0	187,0	10 276	14,0	1,6	5,6%
Disway	725,0	0,00%	11,54%	734,0	672,0	105	20,7	2,0	4,8%
Ennaki	33,80	2,80%	9,03%	33,80	31,14	3 954	6,7	1,3	6,7%
Eqdom	1 160,0	2,65%	17,50%	1 198,0	990,0	433	21,5	1,3	4,7%
Fenie Brossette	86,42	-0,02%	-8,38%	96,98	85,10	496	17,8	0,9	0,0%
HPS	577,0	0,00%	-7,23%	624,6	570,0	10 015	42,7	6,0	1,2%
IAM	100,0	-0,05%	-0,05%	105,3	88,9	97 396	14,2	5,1	4,2%
IB Maroc	21,00	0,00%	1,45%	23,64	20,52	200	N.S	N.S	0,0%
Immorente	94,9	0,47%	2,09%	96,7	91,0	430	20,0	1,0	5,5%
Involys	84,4	0,48%	-4,09%	88,6	84,0	1 170	N.S	0,4	0,0%
Jet Contractors	484,9	2,06%	90,16%	484,9	255,0	7 226	20,1	1,4	1,4%
Label Vie	4 569,0	1,78%	8,79%	4 750,0	4 161,0	60	26,0	4,3	2,1%
LafargeHolcim Maroc	1 955,0	0,00%	1,82%	2 074,0	1 920,0	0	28,6	4,0	3,4%
Lesieur	268,5	0,00%	-0,56%	278,7	256,2	0	N.S	4,2	0,7%
M2M Group	486,0	0,00%	-21,49%	619,0	486,0	0	N.S	3,0	0,0%
Maghreb Oxygène	228,0	5,36%	-0,87%	233,0	195,0	10	18,5	0,6	1,8%
Maghrébaïl	920,0	0,00%	1,10%	999,0	909,0	0	9,9	1,2	5,4%
Managem	1 780,0	-1,11%	1,14%	1 930,0	1 730,0	20	34,6	2,3	1,7%
Maroc Leasing	385,0	0,00%	6,94%	385,0	356,0	0	12,2	1,0	4,2%
Marsa Maroc	281,0	0,00%	1,08%	292,0	270,0	581	24,2	8,2	3,0%
Med Paper	19,40	4,58%	-5,32%	20,45	18,55	3 321	13,3	3,4	0,0%
Microdata	650,1	0,02%	8,35%	695,0	600,0	556	22,8	6,3	5,2%
Mutandis	260,0	0,00%	4,00%	276,0	248,0	2 016	19,1	2,4	4,0%
Outmès	1 335,0	0,00%	-1,04%	1 425,0	1 271,0	0	41,3	3,8	1,6%
Promopharm	941,1	0,00%	-5,89%	1 008,0	940,0	0	16,5	2,0	0,0%
Rebab	71,75	0,00%	-14,39%	83,81	69,00	0	N.S	0,5	0,0%
RDS	43,97	7,32%	102,63%	43,97	22,48	330 576	N.S	0,3	0,0%
Risma	251,8	-0,47%	21,64%	253,0	190,0	653	26,1	3,0	2,4%
S2M	170,5	-0,03%	-5,31%	199,0	155,6	10	12,6	2,2	0,0%
SANLAM Maroc	1 502,0	0,13%	15,63%	1 502,0	1 132,0	150	15,6	1,2	5,1%
Salafin	627,5	0,00%	20,67%	627,5	480,8	0	21,5	2,3	4,5%
Samir	127,8	0,00%	0,00%	127,8	127,8	0	N.S	N.S	0,0%
SBM	2 893,0	2,84%	28,18%	2 893,0	2 200,0	2	12,9	4,7	5,0%
SMI	1 610,0	0,69%	21,69%	1 610,0	1 311,0	1 233	15,7	2,0	5,0%
SNEP	599,0	0,00%	22,24%	599,0	477,0	2 104	N.S	2,0	0,0%
Sonacid	820,0	2,50%	24,24%	820,0	664,1	4 014	N.S	1,8	2,6%
Sothema	950,0	0,00%	-0,11%	1 051,0	950,0	443	26,0	4,6	1,8%
SRM	95,0	1,06%	-20,70%	117,8	94,0	42	N.S	0,2	0,0%
Stokvis	10,50	1,74%	-3,67%	11,08	10,23	1 106	N.S	N.S	0,0%
Stroc Industrie	25,50	0,00%	-11,21%	30,85	25,50	0	N.S	N.S	0,0%
TAQA Morocco	1 250,0	0,00%	13,64%	1 287,0	1 100,0	65	28,4	4,6	2,8%
TGCC	267,6	-0,87%	43,87%	270,0	188,0	27 522	23,3	5,7	2,8%
Timar	659,0	0,00%	9,83%	660,0	600,0	0	9,0	1,2	5,3%
Total Maroc	1 394,0	-0,43%	20,17%	1 463,0	1 170,0	192	N.S	5,4	NC
UNIMER	178,0	0,00%	0,56%	178,0	167,4	0	N.S	1,8	0,6%
Wafa Assurance	4 250,0	0,00%	6,25%	4 400,0	4 000,0	0	22,2	1,8	3,3%
Zellidja	77,00	0,00%	9,69%	78,95	70,74	0	N.S	0,8	0,0%
MASI	13 106,4	0,08%	8,38%	13 134,0	12 141,7	-	18,3	3,4	3,2%

Multiples reflect 2023 forecast results reported to the current stock market capitalization



Attijari
Global Research



CASABLANCA CLOSING

EQUITY

FY 2022 FINANCIAL FIGURES

	Turnover			EBIT			Net Income (Group Share)			
	MAD Mn	2022	2021	Change	2022	2021	Change	2022	2021	Change
Maroc Telecom		35 731	35 790	-0,2%	11 468	11 586	-1,0%	5 820	6 014	-3,2%
Food-processing										
Cosumar		10 433	9 113	14,5%	1 294	1 408	-8,1%	826	763	8,2%
SBM		2 910	2 697	7,9%	647	542	19,3%	399	335	19,1%
Lesieur Cristal		6 897	4 863	41,8%	463	309	49,8%	206	140	47,1%
Mutandis		2 329	1 685	38,2%	175	133	31,7%	100	60	66,0%
Dari Couspate		782	698	12,0%	12	67	-82,1%	20	42	-52,8%
Oulmès		2 196	1 734	26,6%	117	121	-3,8%	61	41	49,1%
Unimer		1 368	1 026	33,3%	74	-7	MAD +80 Mn	46	-94	MAD +140 Mn
Banks										
Attijariwafa bank		26 313	24 380	7,9%	11 399	9 484	20,2%	6 065	5 144	17,9%
BOA		15 624	14 607	7,0%	4 697	3 726	26,1%	2 305	2 007	14,8%
BCP		20 609	20 087	2,6%	5 582	4 526	23,3%	2 750	1 765	55,8%
Crédit du Maroc		2 569	2 460	4,4%	759	1 061	-28,5%	404	627	-35,6%
CIH Bank		3 518	3 107	13,2%	1 067	932	14,4%	669	603	11,0%
BMCI		3 054	3 044	0,3%	420	338	24,2%	229	194	17,8%
Insurance										
SANLAM Maroc		5 955	5 621	5,9%	-205	994	MAD -1199 Mn	-70	607	MAD -677 Mn
Wafa Assurance		11 639	9 785	18,9%	1 092	485	125,3%	776	424	83,0%
AtlantaSanad		5 465	5 478	-0,2%	731	659	10,9%	414	417	-0,7%
AFMA		244	222	9,8%	100	93	6,8%	59	58	2,5%
AGMA		152	141	7,5%	83	79	5,0%	57	52	9,4%
Building materials										
TGCC		5 178	3 626	42,8%	399	364	9,6%	245	236	3,9%
Delta Holding		2 792	2 538	10,0%	312	261	19,6%	166	172	-3,4%
SNEP		1 107	1 083	2,3%	173	213	-18,7%	87	126	-31,1%
Sonasid		4 888	4 494	8,8%	163	167	-2,4%	86	108	-20,3%
Colorado		610	574	6,2%	60	55	8,4%	35	33	6,6%
Aluminium du Maroc		1 419	1 172	21,0%	123	128	-3,8%	5	18	-75,3%
Jet Contractors		1 800	1 680	7,1%	129	106	21,6%	25	11	129,7%
CM										
LafargeHolcim Maroc		7 985	8 195	-2,6%	2 696	3 496	-22,9%	1 392	2 010	-30,8%
Ciments du Maroc		4 068	4 146	-1,9%	1 327	1 620	-18,1%	905	1 197	-24,4%
R. Estate										
Alliances		1 604	1 414	13,4%	321	260	23,6%	178	119	49,5%
RDS		543	776	-30,0%	-26	49	MAD -75 Mn	-61	-17	MAD -44 Mn
Addoha		1 378	1 197	15,1%	127	-144	MAD +270 Mn	38	-88	MAD +126 Mn
Energy										
Taqi Morocco		13 604	7 812	74,1%	2 913	2 431	19,8%	1 303	1 005	29,6%
TotalEnergies Marketing Maroc		19 719	12 870	53,2%	730	1 311	-44,3%	488	935	-47,8%
Afriquia Gaz		9 510	7 132	33,3%	882	681	29,4%	517	504	2,6%
Disti										
Label Vie		13 947	11 758	18,6%	752	631	19,2%	748	407	83,8%
Auto										
Auto Hall		4 831	5 084	-5,0%	259	460	-43,7%	100	264	-62,1%
Auto Nejma		2 101	2 319	-9,4%	287	225	27,5%	187	146	28,5%
Pol. Auto										
Marsa Maroc		3 949	3 592	9,9%	1 363	1 129	20,7%	817	666	22,6%
Managem		9 645	7 423	29,9%	1 993	1 317	51,3%	1 615	862	87,4%
Mining										
CMT		592	462	28,1%	296	190	55,7%	236	152	54,7%
SMI		798	689	15,8%	33	-68	MAD +101 Mn	35	-67	MAD +102 Mn
IT										
Disway		1 950	1 824	6,9%	122	169	-27,5%	85	108	-21,3%
Disty Technologies		497	456	8,9%	26	32	-18,0%	4	18	-77,4%
HPS		981	797	23,1%	163	144	13,2%	117	99	18,4%
Microdata		695	564	23,3%	104	77	35,7%	43	46	-6,5%
S2M		280	263	6,2%	22	59	-62,0%	20	3	MAD +18 Mn
Involys		40	36	9,9%	5	3	54,2%	-0,1	0,005	MAD 0 Mn
Leasing										
M2M Group		62	54	14,8%	-45	-29	MAD -17 Mn	34	-20	MAD +53 Mn
Maghrebail		441	363	21,4%	211	173	21,8%	119	99	20,1%
Maroc Leasing		334	371	-9,9%	154	149	2,9%	69	91	-24,1%
Salafin		399	389	2,6%	147	137	7,3%	86	85	1,2%
Eqdom		590	581	1,6%	174	111	57,4%	88	33	165,3%
Others										
Aradei Capital		486	421	15,4%	438	488	-10,2%	227	344	-34,0%
Akdital		1 035	770	34,4%	177	120	47,7%	88	48	82,3%
Sothema		2 302	2 056	12,0%	442	421	5,0%	267	279	-4,4%
Ennaki Automobiles		1 931	1 827	5,7%	216	147	46,2%	144	109	32,4%
Promopharm		705	630	11,8%	134	105	27,8%	75	69	9,1%
CTM		605	530	14,2%	6	25	-77,2%	35	35	0,7%
Maghreb Oxygène		291	274	6,2%	17	23	-26,2%	15	18	-15,1%
Timar		665	543	22,4%	30	28	6,0%	12	12	1,5%
Balima		49	47	3,9%	9	12	-20,5%	18	10	87,0%
Med Paper		135	79	70,6%	14	-3	MAD +16 Mn	7	9	-21,7%
Afric Industries		40	47	-14,9%	9	13	-30,6%	6	5	17,4%
Immorente Invest		67	70	-4,3%	19	23	-17,8%	8	4	121,0%
Fenie Brossette		569	532	7,0%	19	6	MAD +13 Mn	21	4	MAD +17 Mn
SRM		360	287	25,4%	6	5	28,7%	3	-1	MAD +4 Mn
Zellidja		569	536	6,2%	15	-22	MAD +37 Mn	8	-2	MAD +10 Mn
Rebab Company		0,03	0,05	-33,3%	-0,37	-0,37	MAD +0 Mn	-0,22	-4,12	MAD +4 Mn
Stroc Industrie		77	58	34,3%	1	-5	MAD +6 Mn	-15	-11	MAD -4 Mn
IB Maroc.com		NC	NC	-	NC	NC	-	NC	NC	-
Stokvis Nord Afrique		222	348	-36,2%	-46	6	MAD -51 Mn	-184	-29	MAD -154 Mn
Risma		1 037	525	97,5%	204	-84	MAD +288 Mn	152	-172	MAD +324 Mn
DLM		NC	NC	-	NC	NC	-	NC	NC	-





CASABLANCA CLOSING

EQUITY

2022 DIVIDENDS

Stock	DPS 2022	DPS 2021	Change	GM Date	Ex-Dividend Date	Date of payment
Addoha	-	-	-	27/06/2023		
AFMA	55	54	1,9%	15/06/2023	28/08/2023	06/09/2023
Afric Industries	20	22	-9,1%	20/06/2023	21/07/2023	31/07/2023
Afriquia Gaz	140	140	0,0%	08/05/2023	22/05/2023	31/05/2023
Agma	255	250	2,0%	24/05/2023	13/07/2023	27/07/2023
Akdital	3,25	2,00	62,5%	08/06/2023	28/07/2023	08/08/2023
Alliances	-	-	-	26/06/2023		
Aluminium du Maroc	70	110	-36,4%	22/06/2023	13/07/2023	25/07/2023
Aradei Capital	5,42	1,05		09/05/2023	01/06/2023	12/06/2023
	13,78 [Extraordinary DPS]	17,17 [Extraordinary DPS]	5,4%			
AtlantaSanad	5,5	5,2	5,8%	25/05/2023	12/06/2023	21/06/2023
Attijariwafa bank	15,5	15,0	3,3%	24/05/2023	03/07/2023	12/07/2023
Auto Hall	3,5	3,5	0,0%	31/05/2023	20/06/2023	03/07/2023
Auto Nejma	110	86	45,3%	07/04/2023	18/04/2023	28/04/2023
	15 [Extraordinary DPS]					
Balima	5,5	5	10,0%	20/06/2023	13/07/2023	27/07/2023
BCP	9,0	8,5	5,9%	27/06/2023	13/07/2023	26/07/2023
BOA	4	4	0,0%	20/06/2023	06/07/2023	17/07/2023
BMCI	18	10	80,0%	26/06/2023	13/07/2023	27/07/2023
Cartier Saada	-	-	-	06/09/2023		
Crédit du Maroc	27	26	4,2%	20/06/2023	13/07/2023	27/07/2023
CIH Bank	14,0	14	0,0%	15/06/2023	04/07/2023	13/07/2023
Cimar	60	95	-36,8%	30/05/2023	06/07/2023	17/07/2023
CMT	60	88	-31,8%	27/06/2023	23/08/2023	01/09/2023
Colorado	2	2	-1,5%	22/05/2023	09/06/2023	20/06/2023
Cosumar	7,0	6	16,7%	08/06/2023	06/07/2023	17/07/2023
CTM	25	22	13,6%	26/06/2023	14/09/2023	25/09/2023
Dari Couspate	85,0	95	-10,5%	23/06/2023	21/07/2023	31/07/2023
Delta Holding	1,4	1,3	7,7%	16/05/2023	11/07/2023	21/07/2023
Disty Technologies	10	15	-33,3%	15/06/2023	28/07/2023	08/08/2023
Disway	35	40	-53,3%	30/05/2023	22/06/2023	05/07/2023
		30 [Extraordinary DPS]				
Delattre Levivier Maroc	-	-	-			
Ennaki Automobiles	1,9	1,9	2,2%	25/04/2023	21/06/2023	04/07/2023
Eqdom	55,0	40	37,5%	30/05/2023	20/06/2023	03/07/2023
Fenie Brossette	-	-	-	22/06/2023		
HPS	60,0	55	9,1%	22/06/2023	05/07/2023	14/07/2023
IB Maroc	-	-	-			
Immorente	1,0	5,5	0,0%	07/04/2023	18/04/2023	28/04/2023
	2,0				15/06/2023	26/06/2023
	1,0				18/09/2023	26/09/2023
	1,0				12/12/2023	21/12/2023
Involys	0,0	5,0	-	15/06/2023		
Jet Contractors	-	-	-	19/03/2023		
Label Vie	86,38	70,4		15/06/2023	03/07/2023	12/07/2023
		69,1 [Extraordinary DPS]	-38,1%			
LafargeHolcim Maroc	66	66	0,0%	27/06/2023	13/07/2023	27/07/2023
Lesieur	4,5	3,5	28,6%	10/05/2023	06/07/2023	14/07/2023
M2M Group	-	-	-	21/06/2023		
Maghreb Oxygène	4,0	4,0	0,0%	18/04/2023	02/05/2023	11/05/2023
Maghrébail	50	50	0,0%	09/05/2023	04/07/2023	13/07/2023
Managem	30	20	50,0%	31/05/2023	06/07/2023	14/07/2023
Maroc Leasing	14	14	0,0%	26/06/2023	15/09/2023	26/09/2023
IAM	2,19	4,78	-54,2%	31/03/2023	06/09/2023	15/09/2023
Marsa Maroc	8,0	7,2	11,1%	20/06/2023	13/07/2023	26/07/2023
Med Paper	-	-	-	26/06/2023		
Microdata	25	27	-7,4%	21/06/2023	12/07/2023	24/07/2023
Mutandis	8,5	8,5	0,0%	03/04/2023	20/06/2023	03/07/2023
TGCC	6,0	5,5	9,1%	20/06/2023	25/07/2023	03/08/2023
Outmès	16,5	12,0	37,5%	18/05/2023	19/06/2023	28/06/2023
Promopharm	40	40	0,0%	21/06/2023	11/09/2023	20/09/2023
RDS	-	-	-	27/06/2023		
Rebab Company	-	-	-	26/06/2023		
Risma	-	-	-	13/06/2023		
S2M	-	-	-	22/06/2023		
SANLAM Maroc	36	35	2,9%	10/05/2023	22/08/2023	31/08/2023
Salafin	13,50	26,55	-48,1%	09/05/2023	22/05/2023	31/05/2023
	13,50 [Extraordinary DPS]	25,45 [Extraordinary DPS]				
SBM	145,5	113,0	28,8%	09/05/2023	06/06/2023	15/06/2023
SMI	-	-	-	31/05/2023		
SNEP	16	20	-20,0%	27/06/2023	14/09/2023	25/09/2023
Sonasis	30	38	-21,1%	22/06/2023	21/07/2023	31/07/2023
Sothema	25	25	0,0%	25/05/2023	03/07/2023	11/07/2023
SRM	-	-	-	20/06/2023		
Stokvis	-	-	-	15/06/2023		
Stroc Industrie	-	-	-	19/05/2023		
Taqi Morocco	35	35	0,0%	23/05/2023	13/09/2023	22/09/2023
Timar	0	8	-	22/06/2023		
TotalEnergies Marketing Maroc	56	56	-	01/06/2023	19/06/2023	27/06/2023
Unimer	1	-	-	22/06/2023	13/09/2022	22/09/2023
Wafa Assurance	130	120	8,3%	10/05/2023	08/06/2023	19/06/2023
Zellidja	-	-	-	26/06/2023		

Attijari Global Research

Mahat Zerhouni
+212 529 03 68 16
m.zerhouni@attijari.ma

Attijari Intermédiation

Anis Hares
+212 529 03 68 34

Alae Yahya
+212 529 03 68 15

Sofia Mohcine
+212 522 49 59 52

Mehdi Benckroun
+212 529 03 68 14



Attijari
Global Research