

CASABLANCA CLOSING EQUITY

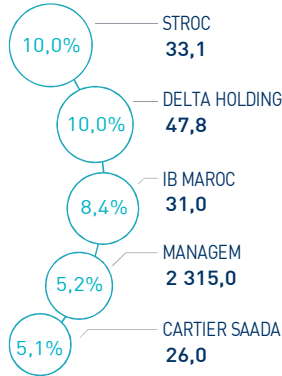
19 APRIL 2024

MARKET INSIGHT

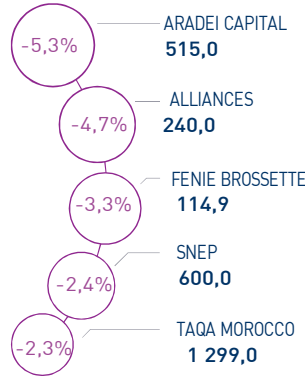
 MASI 13 453 pts	 MSI20 1 092 pts	 CAPI 698 MAD Bn	 VOLUME 460 MAD Mn
↘ Daily -0,02%	↗ Daily 0,03%	↗ High 698	MC 460
↗ YTD 11,25%	↗ YTD 10,36%	↘ Low 628	MB -

THE DAY IN REVIEW

TOP PERFORMERS



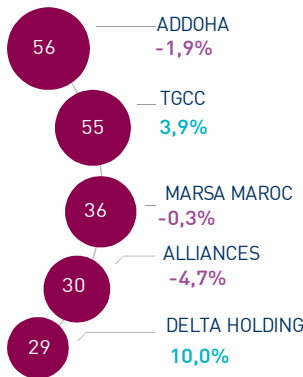
BOTTOM PERFORMERS



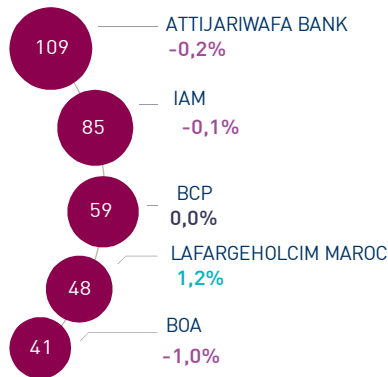
At the end of the last trading session of the week, the MASI index remained stable at 13,453 points. In this context, the annual performance stood at +11.25%.

Stroc Industrie topped the highest increase recording a gain of +10.0%. In the opposite, Aradei Capital dropped by -5.3%, i.e. the strongest decline of this trading session.

MOST ACTIVE (MAD Mn)



LARGEST CAP (MAD Bn)



Volume traded on the central market reached MAD 460 Mn.

This was mainly driven by Addoha and TGCC which monopolized almost 24% of the total flow.

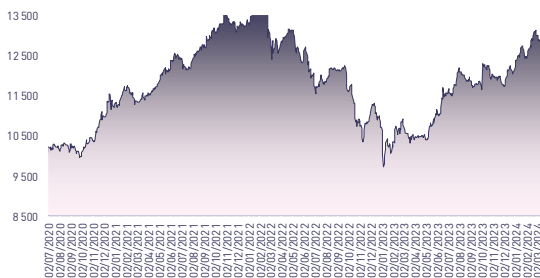
Attijari Global Research

Mahat Zerhouni
+212 529 03 68 16
m.zerhouni@attijari.ma

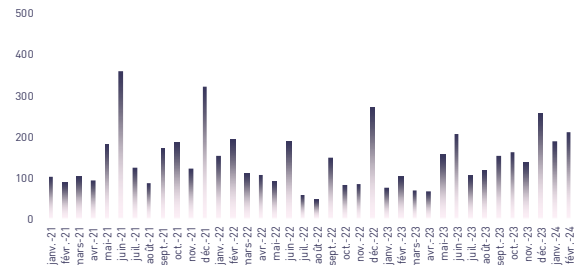
Attijari Intermédiation

Anis Hares
+212 529 03 68 34
Alae Yahya
+212 529 03 68 15
Sofia Mohcine
+212 529 03 68 21
Mehdi Benckroun
+212 529 03 68 14

MASI INDEX EVOLUTION (pts)



ADV- MONTHLY BASIS VOLUME (MAD Mn)



KEY ECONOMIC RELEASES/EVENTS OVER THE WEEK

| Apr. 19th | 2024

The subscription rate of Managem Group's capital increase by contribution in cash and by offsetting liquid and payable debts is 112.4%.

| Apr. 17th | 2024

According to the latest report from the IMF on "World Economic Outlook", the growth rate of the Moroccan economy is expected to reach 3.1% in 2024 and 3.3% in 2025.

| Apr. 16th | 2024

According to the National Fisheries Office, the fishing's revenue settled at MAD 3.0 Bn increasing by 2% compared to the same period of the previous year.

| Apr. 15th | 2024

Maroc Leasing's shareholders are convened to the Combined General Meeting. This decides to payout a DPS of MAD 14 for the FY 2023, stable compared to the FY 2022.



Attijari
Global Research



CASABLANCA CLOSING

EQUITY



DAILY STOCK ON APRIL 19th, 2024

19/04/2024	Close	Day	YTD	Max 2024	Min 2024	Quantity	P/E 23R	P/B 23R	D/Y 23R
Addoha	35,50	-1,93%	147,73%	37,50	14,83	1 556 348	N.S	1,6	0,0%
AFMA	1 233,0	-0,16%	2,75%	1 252,0	1 183,0	4	20,6	24,3	4,5%
Afric Industries	317,0	0,00%	-5,37%	335,0	316,0	0	20,7	2,1	6,3%
Afrikaia Gaz	4 100,0	-1,20%	2,50%	4 300,0	3 950,0	1 094	29,3	4,7	3,4%
Agma	6 678,0	0,00%	4,67%	7 500,0	6 550,0	0	21,1	9,9	4,1%
Akdital	740,0	-0,67%	49,19%	753,0	496,1	10 029	N.S	6,8	0,8%
Alliances	240,00	-4,69%	107,79%	280,00	123,50	124 024	21,9	1,5	1,3%
Aluminium du Maroc	1 500,0	0,00%	9,57%	1 520,0	1 320,0	19	N.S	2,9	6,0%
Aradei Capital	515,0	-5,31%	15,73%	549,0	441,0	14 781	21,3	1,3	4,0%
SANLAM Maroc	135,5	1,12%	6,69%	135,5	121,0	2 223	1,0	0,2	4,2%
Attijariwafa bank	505,0	-0,20%	9,78%	515,0	462,5	46 465	14,5	1,9	3,3%
Auto Hall	78,00	0,00%	15,13%	81,50	63,00	12 258	40,4	2,4	2,6%
Auto Nejma	2 039,0	0,00%	-17,45%	2 470,0	2 039,0	0	13,2	1,8	4,6%
Balima	230,0	0,00%	24,32%	233,2	185,0	5	N.S	3,2	NC
BCP	292,0	0,00%	6,18%	309,0	275,0	59 787	17,1	1,5	NC
BoA	195,0	-1,02%	8,64%	205,5	180,0	19 837	15,6	1,5	2,1%
BMCI	610,0	0,00%	12,96%	640,0	548,8	22 233	N.S	1,1	NC
Cartier Saada	25,99	5,05%	18,14%	25,99	21,82	2 468	N.S	1,0	0,0%
CFG Bank	152,5	0,00%	7,77%	163,0	146,0	23 565	32,2	3,2	2,2%
CIH Bank	375,0	1,35%	6,67%	388,0	333,0	2 011	16,1	1,7	3,7%
Cimar	1 750,0	-0,28%	4,17%	1 759,0	1 677,0	12 080	25,4	7,3	3,4%
CMT	1 394,0	-1,06%	27,89%	1 594,0	988,0	543	14,4	3,1	NC
Colorado	54,00	-1,55%	16,13%	54,85	44,17	5 892	22,5	2,7	4,2%
Cosumar	198,0	0,03%	1,54%	201,4	187,0	110 890	18,5	3,1	5,1%
Crédit du Maroc	917,0	-0,22%	15,06%	920,0	797,0	35	19,8	1,5	3,7%
CTM	635,0	-1,17%	11,38%	642,5	570,1	301	12,4	2,4	2,4%
Dari Couspate	3 593,0	0,00%	12,28%	3 593,0	3 200,0	0	30,4	3,1	NC
Delattre Levivier	40,00	0,00%	0,00%	40,00	40,00	0	N.S	N.S	0,0%
Delta Holding	47,84	9,98%	34,76%	47,84	36,00	642 085	22,2	1,8	3,1%
Diac Salaf	26,25	0,00%	0,00%	26,25	26,25	0	N.S	N.S	0,0%
Disty Technologies	258,0	-2,07%	34,80%	268,2	187,0	2 820	13,7	1,5	5,8%
Disway	720,0	0,28%	10,77%	734,0	672,0	415	20,7	2,0	4,9%
Ennaki	37,00	-1,07%	19,35%	37,40	31,14	11 725	8,5	1,5	5,8%
Eqdom	1 227,0	0,00%	24,29%	1 229,0	990,0	0	23,0	1,4	4,5%
Fenie Brossette	114,85	-3,28%	21,77%	118,75	85,10	14 715	23,0	1,3	0,0%
HPS	574,0	2,50%	-7,72%	624,6	560,0	2 415	42,5	6,0	1,2%
IAM	96,8	-0,14%	-3,20%	105,3	88,9	103 684	16,1	5,0	4,3%
IB Maroc	31,00	8,43%	49,76%	31,00	20,11	6 473	N.S	N.S	0,0%
Immorente	95,0	1,68%	2,14%	96,7	91,0	799	20,0	1,6	5,5%
Involys	92,5	0,54%	5,11%	92,5	83,5	73	N.S	0,4	0,0%
Jet Contractors	550,0	2,23%	115,69%	550,0	255,0	49 438	22,8	1,6	1,3%
Label Vie	4 578,0	-0,07%	9,00%	4 750,0	4 161,0	1 450	26,1	4,3	2,1%
LafargeHolcim Maroc	2 045,0	1,24%	6,51%	2 074,0	1 920,0	5 051	31,0	4,2	3,2%
Lesieur Cristal	272,0	1,27%	0,74%	278,7	256,2	32	N.S	4,3	0,7%
M2M Group	496,0	0,00%	-19,87%	619,0	486,0	1	N.S	3,0	0,0%
Maghreb Oxygène	213,0	1,55%	-7,39%	233,0	195,0	3	18,1	0,6	1,9%
Maghrébail	969,0	0,00%	6,48%	999,0	909,0	0	10,5	1,2	5,2%
Managem	2 315,0	5,18%	31,53%	2 315,0	1 730,0	6 919	45,0	3,0	1,3%
Maroc Leasing	387,0	0,00%	7,49%	387,0	356,0	0	10,3	1,0	3,6%
Marsa Maroc	292,0	-0,31%	5,04%	293,8	270,0	122 463	25,2	8,5	2,9%
Med Paper	21,10	-1,86%	2,98%	21,50	18,55	12 462	17,7	3,8	0,0%
Microdata	663,0	0,67%	10,50%	695,0	600,0	239	19,5	6,1	5,1%
Mutandis	269,0	-0,37%	7,60%	276,0	248,0	4 418	22,1	2,5	3,9%
Outmès	1 335,0	0,00%	-1,04%	1 425,0	1 271,0	0	41,4	3,8	1,6%
Promopharm	976,2	0,00%	-2,38%	1 008,0	921,0	0	17,2	2,1	0,0%
Rebab	71,75	0,00%	-14,39%	83,81	69,00	0	N.S	0,5	0,0%
RDS	68,50	3,79%	215,67%	68,50	22,48	285 750	N.S	0,4	0,0%
Risma	252,0	0,00%	21,74%	255,7	190,0	11 818	14,8	2,8	2,4%
S2M	160,0	-1,66%	-11,11%	199,0	155,6	600	11,9	2,1	0,0%
SANLAM Maroc	1 695,0	3,35%	30,48%	1 695,0	1 132,0	84	12,5	2,6	0,3%
Salafin	596,5	0,00%	14,71%	627,5	480,8	0	20,6	2,2	4,8%
Samir	127,8	0,00%	0,00%	127,8	127,8	0	N.S	N.S	0,0%
SBM	2 789,0	3,33%	23,57%	2 893,0	2 200,0	326	12,4	4,5	5,7%
SMI	1 803,0	-1,48%	36,28%	1 850,0	1 311,0	210	17,6	2,2	4,4%
SNEP	600,0	-2,44%	22,45%	650,0	477,0	3 989	N.S	2,0	0,0%
Sonacid	915,0	-0,66%	38,64%	921,1	664,1	12 168	N.S	2,0	2,3%
Sothema	1 011,0	1,10%	6,31%	1 051,0	945,0	946	27,7	4,9	1,7%
SRM	99,0	0,10%	-17,36%	117,8	94,0	542	N.S	0,2	0,0%
Stokvis Nord Afrique	11,68	-0,09%	7,16%	11,69	10,23	7 453	N.S	N.S	0,0%
Stroc Industrie	33,14	9,99%	15,39%	33,14	25,50	6 419	N.S	N.S	0,0%
TAQA Morocco	1 299,0	-2,33%	18,09%	1 347,0	1 100,0	2 212	29,5	4,8	2,7%
TGCC	318,0	3,94%	70,97%	318,0	188,0	170 416	27,7	6,8	2,4%
Timar	659,0	0,00%	9,83%	660,0	600,0	0	9,2	1,2	NC
TotalEnergies Maroc	1 350,0	0,00%	16,38%	1 463,0	1 170,0	143	N.S	5,2	NC
UNIMER	177,7	0,00%	0,40%	178,0	167,4	0	N.S	1,8	0,6%
Wafa Assurance	4 200,0	0,00%	5,00%	4 400,0	4 000,0	1 751	21,9	1,8	3,3%
Zellidja	78,43	0,00%	11,72%	78,95	70,74	0	N.S	0,8	0,0%
MASI	13 453,4	-0,02%	11,25%	13 455,7	12 141,7	-	19,3	3,5	3,0%

Multiples reflect 2023 results reported to the current stock market capitalization



Attijari
Global Research



CASABLANCA CLOSING

EQUITY

FY 2023 FINANCIAL FIGURES

MAD Mn	Turnover			EBIT			Net Income (Group Share)		
	2023	2022	Change	2023	2022	Change	2023	2022	Change
Maroc Telecom	36 786	35 731	3,0%	11 726	8 987	30,5%	5 283	2 750	92,1%
Cosumar	10 233	10 433	-1,9%	NC	NC	-	1 009	826	22,2%
SBM	2 922	2 910	0,4%	597	647	-7,8%	637	399	59,8%
Lesieur Cristal	5 934	6 897	-14,0%	74	463	-84,0%	3	206	-98,8%
Mutandis	2 442	2 329	4,9%	228	175	30,0%	113	100	13,2%
Dari Couspate	874	782	11,9%	44	12	MAD +32 Mn	35	20	77,3%
Oulmés	2 625	2 196	19,5%	183	117	56,8%	64	61	4,9%
Unimer	1 394	1 368	1,9%	NC	NC	-	14	116	-87,9%
Attijariwafa bank	29 943	25 935	15,5%	13 771	11 615	18,6%	7 508	6 103	23,0%
Bank Of Africa	16 953	15 624	8,5%	5 395	4 697	14,9%	2 662	2 305	15,5%
BCP	22 795	20 608	10,6%	6 220	5 581	11,4%	3 475	2 749	26,4%
CFG Bank	657	500	31,4%	199	83	140,2%	166	44	MAD +122 Mn
Crédit du Maroc	2 927	2 569	13,9%	883	759	16,4%	503	404	24,4%
CIH Bank	4 468	3 518	27,0%	1 196	1 067	12,1%	710	669	6,2%
BMCI	3 438	3 054	12,6%	614	420	46,0%	171	229	-25,1%
SANLAM Maroc	6 153	5 955	3,3%	723	-205	MAD +927 Mn	559	-70	MAD +630 Mn
Wafa Assurance	12 724	11 639	9,3%	902	1 092	-17,4%	670	776	-13,6%
AtlantaSanad	5 112	5 465	-6,5%	552	731	-24,4%	438	414	5,7%
AFMA	259	244	6,2%	106	100	6,1%	60	59	1,0%
Agma Lahlou-Tazi	161	152	5,8%	89	82	8,0%	63	57	11,4%
TGCC	7 287	5 244	39,0%	NC	NC	-	363	245	48,2%
Delta Holding	3 133	2 799	11,9%	315	312	0,9%	189	166	13,9%
SNEP	795	1 107	-28,3%	-11	153	MAD -164 Mn	-57	87	MAD -144 Mn
Sonasid	4 996	4 888	2,2%	117	163	-28,2%	65	86	-24,3%
Colorado	611	610	0,2%	65	60	8,5%	39	35	9,0%
Aluminium du Maroc	1 270	1 419	-10,5%	NC	NC	-	7	5	48,9%
Jet Contractors	2 276	1 800	26,5%	NC	NC	-	73	27	170,4%
LafargeHolcim Maroc	8 212	7 985	2,8%	2 978	2 696	10,5%	1 548	1 392	11,2%
Ciments du Maroc	4 305	4 043	6,5%	1 428	1 327	7,6%	994	917	8,4%
Alliances	2 017	1 604	25,7%	NC	NC	-	242	174	39,1%
RDS	421	543	-22,5%	-28	-26	MAD -2 Mn	-67	-61	MAD -6 Mn
Addoha	2 134	1 378	54,9%	NC	NC	-	188	12	MAD +176 Mn
Taqa Morocco	13 191	13 604	-3,0%	2 708	2 913	-7,0%	1 037	1 303	-20,4%
TotalEnergies Marketing Maroc	16 933	19 719	-14,1%	NC	NC	-	50	488	-89,8%
Afrique Gaz	8 257	9 510	-13,2%	815	882	-7,6%	481	505	-4,6%
Label Vie	15 780	13 947	13,1%	794	752	5,7%	508	748	-32,2%
Auto Hall	4 912	4 831	1,7%	NC	NC	-	97	181	-46,4%
Auto Nejma	2 275	2 136	6,5%	265	284	-6,6%	158	189	-16,7%
Marsa Maroc	4 320	3 949	9,4%	1 555	1 363	14,1%	852	817	4,3%
Managem	7 508	9 645	-22,2%	1 002	1 970	-49,1%	514	1 614	-68,2%
CMT	592	592	0,0%	302	290	4,1%	163	205	-20,5%
SMI	1 066	798	33,6%	235	33	MAD +202 Mn	169	35	MAD +134 Mn
Disway	1 870	1 950	-4,1%	126	122	3,1%	66	86	-23,5%
Disty Technologies	541	497	8,9%	29	26	11,0%	19	4	MAD +15 Mn
HPS	1 117	981	13,9%	196	163	20,1%	100	117	-14,6%
Microdata	751	695	8,1%	90	104	-13,2%	57	43	34,3%
S2M	275	262	5,0%	35	25	40,0%	11	10	12,4%
Involys	37	40	-7,5%	2	5	-60,9%	1	0	MAD +1 Mn
M2M Group	79	62	27,0%	-10	-45	MAD +35 Mn	-22	-45	MAD +23 Mn
Maghrebail	332	441	-24,7%	NC	NC	-	128	119	7,6%
Maroc Leasing	410	334	22,5%	181	154	18,0%	104	69	51,2%
Salafin	396	399	-0,8%	157	147	6,5%	91	86	5,6%
Eqdom	553	590	-6,2%	153	174	-12,4%	89	89	0,2%
Aradei Capital	583	486	20,0%	440	355	23,9%	272	227	19,6%
Akdital	1 907	1 035	84,3%	328	177	85,5%	175	88	99,3%
Sothema	2 486	2 302	8,0%	435	450	-3,2%	263	267	-1,4%
Ennaki Automobiles	2 304	1 833	25,7%	NC	NC	-	130	137	-4,8%
Promopharm	806	705	14,3%	NC	NC	-	57	75	-24,4%
CTM	656	605	8,4%	53	6	MAD +47 Mn	63	35	80,0%
Maghreb Oxygène	291	291	-0,2%	4	17	-76,1%	10	15	-37,5%
Timar	625	665	-6,0%	NC	NC	-	22	13	70,6%
Batima	52	49	4,6%	10	9	4,8%	9	18	-51,9%
Med Paper	118	142	-16,8%	11	14	-21,0%	6	7	-23,3%
Afric Industries	43	40	8,1%	7	9	-17,4%	4	6	-28,0%
Immoyent Invest	72	67	7,7%	49	48	2,4%	43	16	170,6%
Fenie Brossette	603	569	6,0%	21	19	8,0%	7	21	-64,9%
SRM	313	360	-13,0%	-1	6	MAD -7 Mn	-9	3	MAD -11 Mn
Zellidja	603	569	6,0%	15	15	1,1%	-1	8	MAD -9 Mn
Rebab Company	0	0	0,0%	NC	NC	-	0	0	MAD +0 Mn
Stroc Industrie	87	77	13,0%	-22	1	MAD -23 Mn	-40	-15	MAD -25 Mn
IB Maroc.com	NC	NC	-	NC	NC	-	NC	NC	-
Stokvis Nord Afrique	150	222	-32,4%	-84	-46	MAD -39 Mn	-128	-184	MAD +55 Mn
Risma	1 175	1 037	13,4%	NC	NC	-	244	152	60,4%
DLM	NC	NC	-	NC	NC	-	NC	NC	-





CASABLANCA CLOSING

EQUITY

2023 DIVIDENDS

Stock	DPS 2023	DPS 2022	Change	GM Date	Ex-Dividend Date	Date of payment
Addoha		-	-			
AFMA	55	55	0,0%			
Afric Industries	20	20	0,0%			
Afrikaia Gaz	140	140	0,0%	21/03/2024	02/04/2024	16/04/2024
Agma	275	255	7,8%	29/05/2024		
Akdital	6,00	3,25	84,6%			
Alliances	3,0	-	-			
Aluminium du Maroc	90	70	28,6%			
Aradei Capital	20,47	19,19	6,7%			
AtlantaSanad	5,7	5,5	3,6%	21/05/2024		20/06/2024
Attijariwafa bank	16,5	15,5	6,5%			
Auto Hall	2,0	3,5	-42,9%	29/05/2024		
Auto Nejma	94	110	45,3%	08/04/2024		03/06/2024
		15 [Extraordinary DPS]				
Balima	NC	5,5	-			
BCP	NC	9,0	-			
Bank of Africa	4	4	0,0%			
BMCI	NC	18	-			
Cartier Saada		-	-			
Crédit du Maroc	34,2	27,0	26,7%			
CFG Bank	3,3	-	-			
CIH Bank	14	14	0,0%			
Cimar	60,0	60,0	0,0%			
CMT	NC	60	-			
Colorado	2,25	2,0	12,5%	15/05/2024		
Cosumar	7	7,0	0,0%			
	3 [Extraordinary DPS]	-	-			
CTM	15,0	25,0	-40,0%			
Dari Couspate	NC	85	-			
Delta Holding	1,5	1,4	7,1%	16/05/2024		19/07/2024
Disty Technologies	15	10	50,0%			
Disway	35	35	0,0%	17/05/2024		04/07/2024
Delattre Levivier Maroc		-	-			
Ennaki Automobiles	2,14	1,89	13,2%	19/05/2024		
Eqdom	55,0	55,0	0,0%			01/07/2024
Fenie Brossette		-	-			
HPS	6,8	6,0	13,3%			
IB Maroc		-	-			
Immorente	1,0	1,0	4,0%	04/04/2024	22/04/2024	30/04/2024
	2,2	2,0				
	1,0	1,0				24/06/2024
	1,0	1,0				
Involys		0,0	-			
Jet Contractors	7,0	-	-			
Label Vie	96,75	86,38	0,0%			
LafargeHolcim Maroc	66	66	0,0%			
Lesieur Cristal	2,0	4,5	-55,6%	15/05/2024		05/07/2024
M2M Group	-	-	-			
Maghreb Oxygène	4,0	4,0	0,0%	21/03/2024	03/04/2024	16/04/2024
Maghrébail	50	50	0,0%			
Managem	30	30	0,0%			
Maroc Leasing	14	14	0,0%	10/05/2024		
Maroc Telecom	4,20	2,19	91,8%	28/03/2024		
Marsa Maroc	8,5	8,0	6,3%			
Med Paper		-	-			
Microdata	34	25	36,0%			
Mutandis	10,5	8,5	23,5%	03/04/2024	27/06/2024	10/07/2024
TGCC	7,5	6,0	25,0%			
Oulmès	22,0	16,5	33,3%	14/05/2024		17/06/2024
Promopharm	0	40	-			
RDS		-	-			
Rebab Company	0	0	-			
Risma	6,00	-	-			
S2M		-	-			
SANLAM Maroc	77	36	113,9%	06/06/2024		
Salafin	14,25	13,50	5,6%	14/05/2024		05/06/2024
	14,25 [Extraordinary DPS]	13,50 [Extraordinary DPS]				
SBM	160,0	145,5	-	07/05/2024		17/06/2024
SMI	80	-	-			
SNEP	0	16	-100,0%			
Sonasid	21	30	-30,0%			
Sothema	17	25	-32,0%			
SRM	-	-	-	14/06/2024		
Stokvis		-	-			
Stroc Industrie	-	-	-			
Taqi Morocco	35	35	0,0%			
Timar	0	0	-			
TotalEnergies Marketing Maroc	NC	56	-			
Unimer	1,0	1,0	-			
Wafa Assurance	140	130	7,7%	15/05/2024		26/06/2024
Zellidja	0	0	-			

Attijari Global Research

Mahat Zerhouni
+212 529 03 68 16
m.zerhouni@attijari.ma

Attijari Intermédiation

Anis Hares
+212 529 03 68 34
Alae Yahya
+212 529 03 68 15

Sofia Mohcine
+212 522 49 59 52

Mehdi Benckekroun
+212 529 03 68 14



Attijari
Global Research