

CASABLANCA CLOSING EQUITY

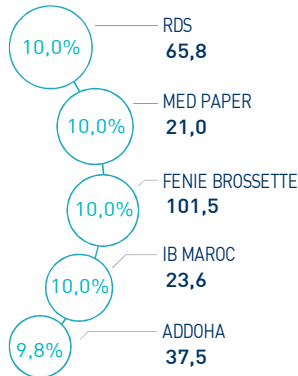
16 APRIL 2024

MARKET INSIGHT

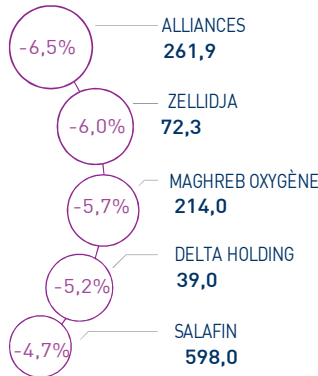
 MASI 13 362 pts	 MSI20 1 082 pts	 CAPI 690 MAD Bn	 VOLUME 644 MAD Mn
↓ Daily -0,08%	↓ Daily -0,32%	↑ High 690	MC 644
↑ YTD 10,50%	↑ YTD 9,33%	↓ Low 628	MB -

THE DAY IN REVIEW

TOP PERFORMERS



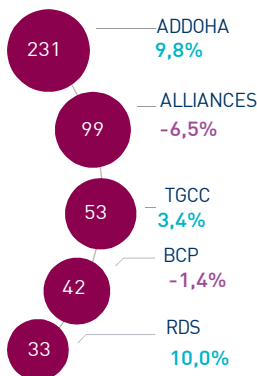
BOTTOM PERFORMERS



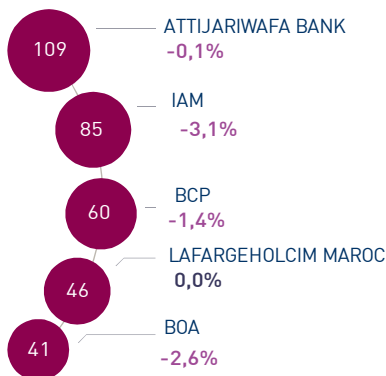
At the end of this trading session, the MASI index recorded a slight decrease of -0.08% at 13,362 points. In this context, the annual performance stood at +10.50%.

RDS topped the highest increase recording a gain of +10.0%. In the opposite, Alliances dropped by -6.5%, i.e. the strongest decline of this trading session.

MOST ACTIVE (MAD Mn)



LARGEST CAP (MAD Bn)



Volume traded on the central market reached MAD 644 Mn.

This was mainly driven by Addoha which monopolized almost 36% of the total flow.

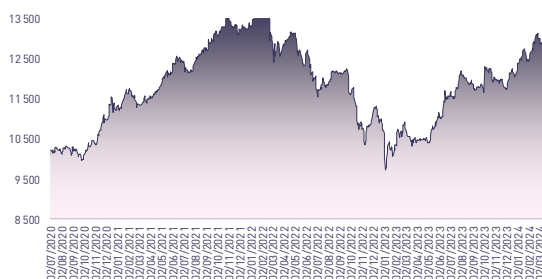
Attijari Global Research

Mahat Zerhouni
+212 529 03 68 16
m.zerhouni@attijari.ma

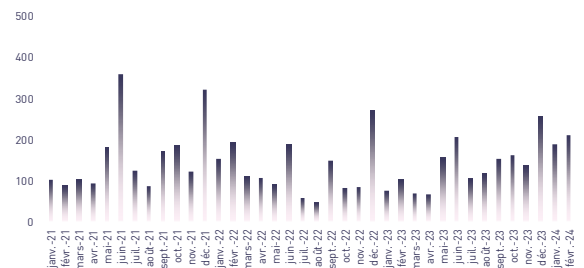
Attijari Intermédiation

Anis Hares
+212 529 03 68 34
Alae Yahya
+212 529 03 68 15
Sofia Mohcine
+212 529 03 68 21
Mehdi Benckroun
+212 529 03 68 14

MASI INDEX EVOLUTION (pts)



ADV- MONTHLY BASIS VOLUME (MAD Mn)



KEY ECONOMIC RELEASES/EVENTS OVER THE WEEK

| Apr. 16th | 2024

According to the National Fisheries Office, the fishing's revenue settled at MAD 3.0 Bn increasing by 2% compared to the same period of the previous year.

| Apr. 15th | 2024

Maroc Leasing's shareholders are convened to the Combined General Meeting. This decides to payout a DPS of MAD 14 for the FY 2023, stable compared to the FY 2022.

| Apr. 8th | 2024

The shareholders of CIH Bank are convened to the EGM on May 6th 2024 to decide on the capital increase of a maximum.

| Apr. 8th | 2024

In Q1-24, the growth rate of the Moroccan economy would have reached 2.9%. In Q2-24, HCP forecasts an economic growth of 2.7%.



Attijari
Global Research



CASABLANCA CLOSING

EQUITY

DAILY STOCK ON APRIL 16th, 2024

16/04/2024	Close	Day	YTD	Max 2024	Min 2024	Quantity	P/E 23R	P/B 23R	D/Y 23R
Addoha	37,50	9,78%	161,69%	37,50	14,83	6 275 540	N.S	1,7	0,0%
AFMA	1 203,0	1,09%	0,25%	1 252,0	1 183,0	1	20,1	23,7	4,6%
Afric Industries	323,4	-2,00%	-3,45%	335,0	316,0	358	21,2	2,1	6,2%
Afrikaia Gaz	4 150,0	0,00%	3,75%	4 300,0	3 950,0	9	29,6	4,8	3,4%
Agma	6 678,0	0,01%	4,67%	7 500,0	6 550,0	2	21,1	9,9	4,1%
Akdital	753,0	1,35%	51,81%	753,0	496,1	37 148	N.S	6,9	0,8%
Alliances	261,85	-6,48%	126,71%	280,00	123,50	364 940	23,9	1,7	1,1%
Aluminium du Maroc	1 500,0	-1,32%	9,57%	1 520,0	1 320,0	101	N.S	2,9	6,0%
Aradei Capital	549,0	1,67%	23,37%	549,0	441,0	11 446	22,7	1,4	3,7%
SANLAM Maroc	133,0	-0,52%	4,72%	133,7	121,0	13 058	1,0	0,2	4,3%
Attijariwafa bank	505,1	-0,12%	9,80%	515,0	462,5	22 626	14,5	1,9	3,3%
Auto Hall	81,50	4,49%	20,30%	81,50	63,00	138 578	42,3	2,5	2,5%
Auto Nejma	2 039,0	0,00%	-17,45%	2 470,0	2 039,0	0	13,2	1,8	4,6%
Balima	224,0	0,00%	21,08%	233,2	185,0	0	43,9	3,1	NC
BCP	292,0	-1,35%	6,18%	309,0	275,0	141 744	17,1	1,5	NC
BoA	194,0	-2,63%	8,08%	205,5	180,0	1 128	15,5	1,5	2,1%
BMCI	602,6	-4,35%	11,59%	640,0	548,8	2 332	N.S	1,1	NC
Cartier Saada	23,98	-2,00%	9,00%	24,50	21,82	13 622	N.S	0,9	0,0%
CFG Bank	153,0	0,00%	8,13%	163,0	146,0	110 279	32,3	3,2	2,2%
CIH Bank	374,0	-1,32%	6,39%	388,0	333,0	31 158	16,1	1,7	3,7%
Cimar	1 706,0	-0,93%	1,55%	1 759,0	1 677,0	4 632	24,8	7,1	3,5%
CMT	1 400,0	2,71%	28,44%	1 594,0	988,0	7 166	14,4	3,1	NC
Colorado	48,90	-2,00%	5,16%	50,00	44,17	16 230	20,4	2,4	4,6%
Cosumar	192,7	-2,18%	-1,18%	201,4	187,0	15 372	18,0	3,1	5,2%
Crédit du Maroc	919,0	-0,11%	15,31%	920,0	797,0	5	19,9	1,5	3,7%
CTM	642,0	3,05%	12,61%	642,0	570,1	372	12,5	2,4	2,3%
Dari Couspate	3 593,0	0,00%	12,28%	3 593,0	3 200,0	0	30,4	3,1	NC
Delattre Levivier	40,00	0,00%	0,00%	40,00	40,00	0	N.S	N.S	0,0%
Delta Holding	39,00	-5,22%	9,86%	42,89	36,00	4 631	18,1	1,4	3,8%
Diac Salaf	26,25	0,00%	0,00%	26,25	26,25	0	N.S	N.S	0,0%
Disty Technologies	265,0	-1,12%	38,45%	268,2	187,0	2 184	14,1	1,5	5,7%
Disway	710,0	-2,73%	9,23%	734,0	672,0	571	20,4	2,0	4,9%
Ennaki	37,19	9,74%	19,97%	37,19	31,14	29 004	8,6	1,5	5,8%
Eqdom	1 196,0	-0,17%	21,15%	1 198,0	990,0	10	22,4	1,3	4,6%
Fenie Brossette	101,50	9,97%	7,61%	101,50	85,10	13 359	20,3	1,1	0,0%
HPS	567,1	-0,51%	-8,83%	624,6	565,0	1 861	42,0	5,9	1,2%
IAM	95,0	-3,06%	-5,00%	105,3	88,9	107 381	15,8	4,9	4,4%
IB Maroc	23,64	9,95%	14,20%	23,64	20,11	2 612	N.S	N.S	0,0%
Immorente	93,0	0,00%	0,00%	96,7	91,0	48 011	19,6	1,0	5,6%
Involys	85,1	0,25%	-3,30%	88,6	83,5	443	N.S	0,4	0,0%
Jet Contractors	532,0	0,38%	108,63%	532,0	255,0	25 026	22,1	1,5	1,3%
Label Vie	4 575,0	3,62%	8,93%	4 750,0	4 161,0	21	26,1	4,3	2,1%
LafargeHolcim Maroc	1 970,0	0,00%	2,60%	2 074,0	1 920,0	181	29,8	4,1	3,4%
Lesieur Cristal	272,0	1,27%	0,74%	278,7	256,2	2 214	N.S	4,3	0,7%
M2M Group	486,0	-1,82%	-21,49%	619,0	486,0	34	N.S	3,0	0,0%
Maghreb Oxygène	214,0	-5,73%	-6,96%	233,0	195,0	1	18,2	0,6	1,9%
Maghrébail	969,0	4,76%	6,48%	999,0	909,0	1	10,5	1,2	5,2%
Managem	2 169,0	8,61%	23,24%	2 169,0	1 730,0	1 671	42,2	2,8	1,4%
Maroc Leasing	387,0	0,00%	7,49%	387,0	356,0	0	10,3	1,0	3,6%
Marsa Maroc	289,0	-0,69%	3,96%	293,8	270,0	3 371	24,9	8,4	2,9%
Med Paper	20,96	9,97%	2,29%	20,96	18,55	58 823	17,6	3,8	0,0%
Microdata	660,1	-3,64%	10,02%	695,0	600,0	325	19,4	6,1	5,2%
Mutandis	275,0	0,00%	10,00%	276,0	248,0	1 661	22,6	2,5	3,8%
Outmès	1 335,0	0,00%	-1,04%	1 425,0	1 271,0	0	41,4	3,8	1,6%
Promopharm	921,0	-3,05%	-7,90%	1 008,0	921,0	1	16,2	1,9	0,0%
Rebab	71,75	0,00%	-14,39%	83,81	69,00	0	N.S	0,5	0,0%
RDS	65,84	9,99%	203,41%	65,84	22,48	501 122	N.S	0,4	0,0%
Risma	250,0	0,00%	20,77%	255,7	190,0	12 381	14,7	2,7	2,4%
S2M	166,0	1,22%	-7,78%	199,0	155,6	47	12,4	2,2	0,0%
SANLAM Maroc	1 640,0	2,50%	26,25%	1 640,0	1 132,0	7	12,1	2,5	0,3%
Salafin	598,0	-4,70%	15,00%	627,5	480,8	22	20,6	2,2	4,8%
Samir	127,8	0,00%	0,00%	127,8	127,8	0	N.S	N.S	0,0%
SBM	2 785,0	3,15%	23,39%	2 893,0	2 200,0	50	12,4	4,5	5,7%
SMI	1 841,0	-0,49%	39,15%	1 850,0	1 311,0	1 179	17,9	2,3	4,3%
SNEP	614,0	-2,54%	25,31%	650,0	477,0	6 398	N.S	2,1	0,0%
Sonacid	900,0	3,45%	36,36%	900,0	664,1	24 462	N.S	2,0	2,3%
Sothema	957,0	-2,35%	0,63%	1 051,0	945,0	108	26,2	4,6	1,8%
SRM	99,0	0,10%	-17,36%	117,8	94,0	258	N.S	0,2	0,0%
Stokvis Nord Afrique	11,38	8,38%	4,40%	11,38	10,23	32 524	N.S	N.S	0,0%
Stroc Industrie	29,00	9,43%	0,97%	30,85	25,50	2 784	N.S	N.S	0,0%
TAQA Morocco	1 347,0	4,42%	22,45%	1 347,0	1 100,0	1 926	30,6	4,9	2,6%
TGCC	293,0	3,35%	57,53%	293,0	188,0	184 032	25,5	6,3	2,6%
Timar	659,0	0,00%	9,83%	660,0	600,0	0	9,2	1,2	NC
TotalEnergies Maroc	1 352,0	-1,96%	16,55%	1 463,0	1 170,0	257	N.S	5,2	NC
UNIMER	177,7	0,00%	0,40%	178,0	167,4	0	N.S	1,8	0,6%
Wafa Assurance	4 165,0	0,00%	4,13%	4 400,0	4 000,0	0	21,7	1,8	3,4%
Zellidja	72,34	-5,99%	3,05%	78,95	70,74	1	N.S	0,8	0,0%
MASI	13 362,3	-0,08%	10,50%	13 372,7	12 141,7	-	19,0	3,4	3,1%

Multiples reflect 2023 results reported to the current stock market capitalization



Attijari
Global Research



CASABLANCA CLOSING

EQUITY



FY 2023 FINANCIAL FIGURES

	Turnover			EBIT			Net Income (Group Share)			
	MAD Mn	2023	2022	Change	2023	2022	Change	2023	2022	Change
Maroc Telecom		36 786	35 731	3,0%	11 726	8 987	30,5%	5 283	2 750	92,1%
Cosumar		10 233	10 433	-1,9%	NC	NC	-	1 009	826	22,2%
SBM		2 922	2 910	0,4%	597	647	-7,8%	637	399	59,8%
Lesieur Cristal		5 934	6 897	-14,0%	74	463	-84,0%	3	206	-98,8%
Mutandis		2 442	2 329	4,9%	228	175	30,0%	113	100	13,2%
Dari Couspate		874	782	11,9%	44	12	MAD +32 Mn	35	20	77,3%
Oulmés		2 625	2 196	19,5%	183	117	56,8%	64	61	4,9%
Unimer		1 394	1 368	1,9%	NC	NC	-	14	116	-87,9%
Attijariwafa bank		29 943	25 935	15,5%	13 771	11 615	18,6%	7 508	6 103	23,0%
Bank Of Africa		16 953	15 624	8,5%	5 395	4 697	14,9%	2 662	2 305	15,5%
BCP		22 795	20 608	10,6%	6 220	5 581	11,4%	3 475	2 749	26,4%
CFG Bank		657	500	31,4%	199	83	140,2%	166	44	MAD +122 Mn
Crédit du Maroc		2 927	2 569	13,9%	883	759	16,4%	503	404	24,4%
CIH Bank		4 468	3 518	27,0%	1 196	1 067	12,1%	710	669	6,2%
BMCI		3 438	3 054	12,6%	614	420	46,0%	171	229	-25,1%
SANLAM Maroc		6 153	5 955	3,3%	723	-205	MAD +927 Mn	559	-70	MAD +630 Mn
Wafa Assurance		12 724	11 639	9,3%	902	1 092	-17,4%	670	776	-13,6%
AtlantaSanad		5 112	5 465	-6,5%	552	731	-24,4%	438	414	5,7%
AFMA		259	244	6,2%	106	100	6,1%	60	59	1,0%
Agma Lahlou-Tazi		161	152	5,8%	89	82	8,0%	63	57	11,4%
TGCC		7 287	5 244	39,0%	NC	NC	-	363	245	48,2%
Delta Holding		3 133	2 799	11,9%	315	312	0,9%	189	166	13,9%
SNEP		795	1 107	-28,3%	-11	153	MAD -164 Mn	-57	87	MAD -144 Mn
Sonasid		4 996	4 888	2,2%	117	163	-28,2%	65	86	-24,3%
Colorado		611	610	0,2%	65	60	8,5%	39	35	9,0%
Aluminium du Maroc		1 270	1 419	-10,5%	NC	NC	-	7	5	48,9%
Jet Contractors		2 276	1 800	26,5%	NC	NC	-	73	27	170,4%
LafargeHolcim Maroc		8 212	7 985	2,8%	2 978	2 696	10,5%	1 548	1 392	11,2%
Ciments du Maroc		4 305	4 043	6,5%	1 428	1 327	7,6%	994	917	8,4%
Alliances		2 017	1 604	25,7%	NC	NC	-	242	174	39,1%
RDS		421	543	-22,5%	-28	-26	MAD -2 Mn	-67	-61	MAD -6 Mn
Addoha		2 134	1 378	54,9%	NC	NC	-	188	12	MAD +176 Mn
Taqa Morocco		13 191	13 604	-3,0%	2 708	2 913	-7,0%	1 037	1 303	-20,4%
TotalEnergies Marketing Maroc		16 933	19 719	-14,1%	NC	NC	-	50	488	-89,8%
Afriqueia Gaz		8 257	9 510	-13,2%	815	882	-7,6%	481	505	-4,6%
Label Vie		15 780	13 947	13,1%	794	752	5,7%	508	748	-32,2%
Auto Hall		4 912	4 831	1,7%	NC	NC	-	97	181	-46,4%
Auto Nejma		2 275	2 136	6,5%	265	284	-6,6%	158	189	-16,7%
Marsa Maroc		4 320	3 949	9,4%	1 555	1 363	14,1%	852	817	4,3%
Managem		7 508	9 645	-22,2%	1 002	1 970	-49,1%	514	1 614	-68,2%
CMT		592	592	0,0%	302	290	4,1%	163	205	-20,5%
SMI		1 066	798	33,6%	235	33	MAD +202 Mn	169	35	MAD +134 Mn
Disway		1 870	1 950	-4,1%	126	122	3,1%	66	86	-23,5%
Disty Technologies		541	497	8,9%	29	26	11,0%	19	4	MAD +15 Mn
HPS		1 117	981	13,9%	196	163	20,1%	100	117	-14,6%
Microdata		751	695	8,1%	90	104	-13,2%	57	43	34,3%
S2M		275	262	5,0%	35	25	40,0%	11	10	12,4%
Involys		37	40	-7,5%	2	5	-60,9%	1	0	MAD +1 Mn
M2M Group		79	62	27,0%	-10	-45	MAD +35 Mn	-22	-45	MAD +23 Mn
Maghrebail		332	441	-24,7%	NC	NC	-	128	119	7,6%
Maroc Leasing		410	334	22,5%	181	154	18,0%	104	69	51,2%
Salafin		396	399	-0,8%	157	147	6,5%	91	86	5,6%
Eqdom		553	590	-6,2%	153	174	-12,4%	89	89	0,2%
Aradei Capital		583	486	20,0%	440	355	23,9%	272	227	19,6%
Akdital		1 907	1 035	84,3%	328	177	85,5%	175	88	99,3%
Sothema		2 486	2 302	8,0%	435	450	-3,2%	263	267	-1,4%
Ennaki Automobiles		2 304	1 833	25,7%	NC	NC	-	130	137	-4,8%
Promopharm		806	705	14,3%	NC	NC	-	57	75	-24,4%
CTM		656	605	8,4%	53	6	MAD +47 Mn	63	35	80,0%
Maghreb Oxygène		291	291	-0,2%	4	17	-76,1%	10	15	-37,5%
Timar		625	665	-6,0%	NC	NC	-	22	13	70,6%
Batima		52	49	4,6%	10	9	4,8%	9	18	-51,9%
Med Paper		118	142	-16,8%	11	14	-21,0%	6	7	-23,3%
Afric Industries		43	40	8,1%	7	9	-17,4%	4	6	-28,0%
Immoyente Invest		72	67	7,7%	49	48	2,4%	43	16	170,6%
Fenie Brossette		603	569	6,0%	21	19	8,0%	7	21	-64,9%
SRM		313	360	-13,0%	-1	6	MAD -7 Mn	-9	3	MAD -11 Mn
Zellidja		603	569	6,0%	15	15	1,1%	-1	8	MAD -9 Mn
Rebab Company		0	0	0,0%	NC	NC	-	0	0	MAD +0 Mn
Stroc Industrie		87	77	13,0%	-22	1	MAD -23 Mn	-40	-15	MAD -25 Mn
IB Maroc.com		NC	NC	-	NC	NC	-	NC	NC	-
Stokvis Nord Afrique		150	222	-32,4%	-84	-46	MAD -39 Mn	-128	-184	MAD +55 Mn
Risma		1 175	1 037	13,4%	NC	NC	-	244	152	60,4%
DLM		NC	NC	-	NC	NC	-	NC	NC	-





CASABLANCA CLOSING

EQUITY

2023 DIVIDENDS

Stock	DPS 2023	DPS 2022	Change	GM Date	Ex-Dividend Date	Date of payment
Addoha		-	-			
AFMA	55	55	0,0%			
Afric Industries	20	20	0,0%			
Afrikaia Gaz	140	140	0,0%	21/03/2024	02/04/2024	16/04/2024
Agma	275	255	7,8%	29/05/2024		
Akdital	6,00	3,25	84,6%			
Alliances	3,0	-	-			
Aluminium du Maroc	90	70	28,6%			
Aradei Capital	20,47	19,19	6,7%			
AtlantaSanad	5,7	5,5	3,6%			
Attijariwafa bank	16,5	15,5	6,5%			
Auto Hall	2,0	3,5	-42,9%	29/05/2024		
Auto Nejma	94	110	45,3%	08/04/2024		03/06/2024
		15 [Extraordinary DPS]				
Balima	NC	5,5	-			
BCP	NC	9,0	-			
Bank of Africa	4	4	0,0%			
BMCI	NC	18	-			
Cartier Saada		-	-			
Crédit du Maroc	34,2	27,0	26,7%			
CFG Bank	3,3	-	-			
CIH Bank	14	14	0,0%			
Cimar	60,0	60,0	0,0%			
CMT	NC	60	-			
Colorado	2,25	2,0	12,5%	15/05/2024		
Cosumar	7	7,0	0,0%			
	3 [Extraordinary DPS]	-	-			
CTM	15,0	25,0	-40,0%			
Dari Couspate	NC	85	-			
Delta Holding	1,5	1,4	7,1%	16/05/2024		19/07/2024
Disty Technologies	15	10	50,0%			
Disway	35	35	0,0%	17/05/2024		04/07/2024
Delattre Levivier Maroc		-	-			
Ennaki Automobiles	2,14	1,89	13,2%	19/05/2024		
Eqdom	55,0	55,0	0,0%			01/07/2024
Fenie Brossette		-	-			
HPS	6,8	6,0	13,3%			
IB Maroc		-	-			
Immorente	1,0	1,0	4,0%	04/04/2024	22/04/2024	30/04/2024
	4,2	2,0				
		1,0				
		1,0				
Involys		0,0	-			
Jet Contractors	7,0	-	-			
Label Vie	96,75	86,38	0,0%			
LafargeHolcim Maroc	66	66	0,0%			
Lesieur Cristal	2,0	4,5	-55,6%	15/05/2024		05/07/2024
M2M Group	-	-	-			
Maghreb Oxygène	4,0	4,0	0,0%	21/03/2024	03/04/2024	16/04/2024
Maghrébail	50	50	0,0%			
Managem	30	30	0,0%			
Maroc Leasing	14	14	0,0%	10/05/2024		
Maroc Telecom	4,20	2,19	91,8%	28/03/2024		
Marsa Maroc	8,5	8,0	6,3%			
Med Paper		-	-			
Microdata	34	25	36,0%			
Mutandis	10,5	8,5	23,5%	03/04/2024	27/06/2024	10/07/2024
TGCC	7,5	6,0	25,0%			
Oulmès	22,0	16,5	33,3%	14/05/2024		17/06/2024
Promopharm	0	40	-			
RDS		-	-			
Rebab Company	0	0	-			
Risma	6,00	-	-			
S2M		-	-			
SANLAM Maroc	77	36	113,9%	06/06/2024		
Salafin	14,25	13,50	5,6%	14/05/2024		05/06/2024
	14,25 [Extraordinary DPS]	13,50 [Extraordinary DPS]				
SBM	160,0	145,5	-	07/05/2024		17/06/2024
SMI	80	-	-			
SNEP	0	16	-100,0%			
Sonasis	21	30	-30,0%			
Sothema	17	25	-32,0%			
SRM	-	-	-	14/06/2024		
Stokvis		-	-			
Stroc Industrie	-	-	-			
Taq Morocco	35	35	0,0%			
Timar	0	0	-			
TotalEnergies Marketing Maroc	NC	56	-			
Unimer	1,0	1,0	-			
Wafa Assurance	140	130	7,7%	15/05/2024		26/06/2024
Zellidja	0	0	-			

Attijari Global Research

Mahat Zerhouni
+212 529 03 68 16
m.zerhouni@attijari.ma

Attijari Intermédiation

Anis Hares
+212 529 03 68 34
Alae Yahya
+212 529 03 68 15
Sofia Mohcine
+212 522 49 59 52
Mehdi Benckekroun
+212 529 03 68 14



Attijari
Global Research