

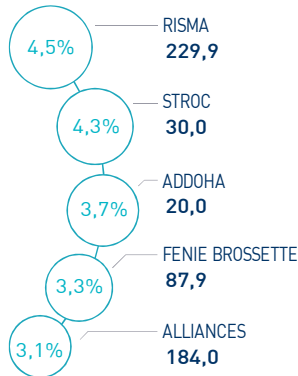
CASABLANCA CLOSING EQUITY

MARKET INSIGHT

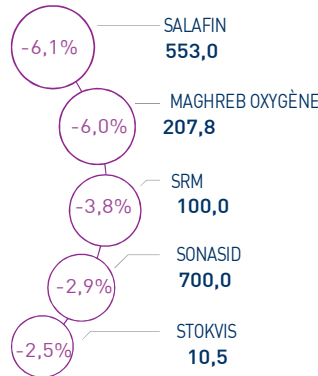
| | | | |
|----------------------------|----------------------------|----------------------------|------------------------------|
| MASI 13 064 pts | MSI20 1 064 pts | CAPI 674 MAD Bn | VOLUME 248 MAD Mn |
| ↗ Daily 0,73% | ↗ Daily 0,79% | ↗ High 679 | MC 237 |
| ↗ YTD 8,03% | ↗ YTD 7,50% | ↘ Low 628 | MB 10 |

THE DAY IN REVIEW

TOP PERFORMERS



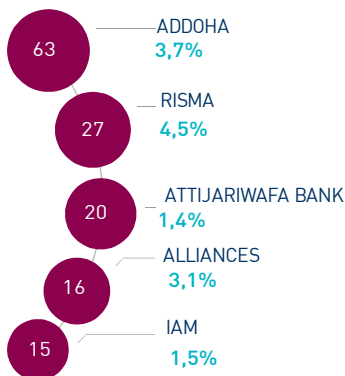
BOTTOM PERFORMERS



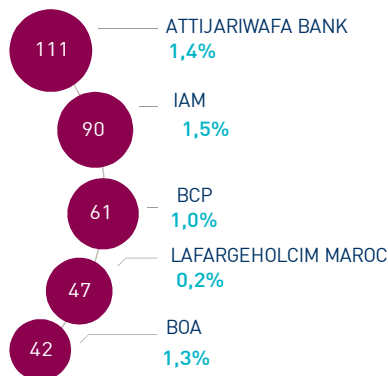
At the end of the last trading session of the week, the MASI index recorded an increase of +0.73% at 13,064 points. In this context, the annual performance stood at +8.03%.

Risma topped the highest increase recording a gain of +4.5%. In the opposite, Salafin dropped by -6.1%, i.e. the strongest decline of this trading session.

MOST ACTIVE (MAD Mn)



LARGEST CAP (MAD Bn)



Volume traded on the central market reached MAD 237 Mn. This was mainly driven by Addoha which monopolized almost 27% of the total flow.

Volume on the block market settled at MAD 10 Mn and related to Disty Technologies.

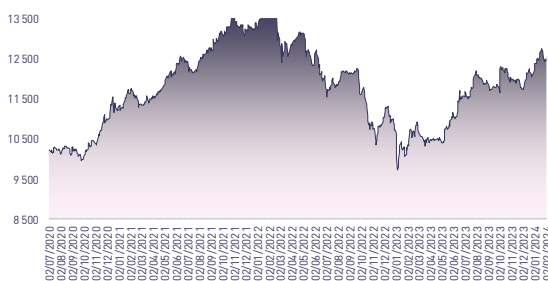
Attijari Global Research

Mahat Zerhouni
+212 529 03 68 16
m.zerhouni@attijari.ma

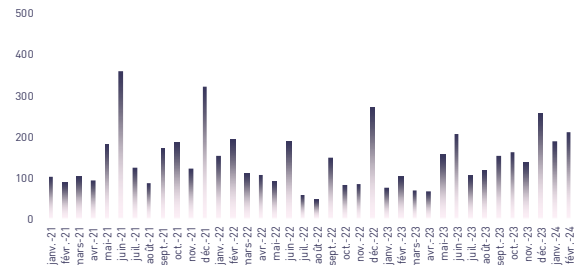
Attijari Intermédiation

Anis Hares
+212 529 03 68 34
Alae Yahya
+212 529 03 68 15
Sofia Mohcine
+212 529 03 68 21
Mehdi Benchekroun
+212 529 03 68 14

MASI INDEX EVOLUTION (pts)



ADV- MONTHLY BASIS VOLUME (MAD Mn)



KEY ECONOMIC RELEASES/EVENTS OVER THE WEEK

| Mar. 15th | 2024

In 2023, Sonasid's NIGS down 24% at MAD 65 Mn, DPS lowered to MAD 210

| Mar. 15th | 2024

Risma : Recurring NIGS up 34% at MAD 138 Mn, DPS set at MAD 6.

| Mar. 14th | 2024

In 2023, BCP recorded a NIGS up 26% at MAD 3.5 Bn.

| Mar. 14th | 2024

In 2023, Marsa Maroc recorded NIGS up 4% at MAD 852 Mn, DPS raised to MAD 8.5.



CASABLANCA CLOSING

EQUITY



DAILY STOCK ON MARCH 15th, 2024

| 15/03/2024 | Close | Day | YTD | Max 2024 | Min 2024 | Quantity | P/E 23E | P/B 23E | D/Y 23E |
|---------------------|----------|--------|---------|----------|----------|-----------|---------|---------|---------|
| Addoha | 20,00 | 3,73% | 39,57% | 20,00 | 14,83 | 3 182 074 | N.S | 0,9 | 0,0% |
| AFMA | 1 204,0 | 0,00% | 0,33% | 1 252,0 | 1 189,0 | 1 | 18,4 | 21,4 | 4,6% |
| Afric Industries | 325,0 | 0,00% | -2,97% | 335,0 | 316,0 | 28 | 25,5 | 2,2 | 4,9% |
| Afrikaia Gaz | 4 150,0 | 0,00% | 3,75% | 4 190,0 | 3 950,0 | 205 | 29,6 | 4,8 | 3,4% |
| Agma | 7 051,0 | 0,00% | 10,52% | 7 500,0 | 6 550,0 | 0 | 22,2 | 10,4 | 3,7% |
| Akdital | 680,0 | 0,44% | 37,10% | 708,1 | 496,1 | 8 058 | N.S | 6,2 | 0,5% |
| Alliances | 184,00 | 3,08% | 59,31% | 184,00 | 123,50 | 86 964 | 18,7 | 1,2 | 0,0% |
| Aluminium du Maroc | 1 360,0 | 0,00% | -0,66% | 1 370,0 | 1 320,0 | 0 | N.S | 2,7 | 3,7% |
| Aradei Capital | 510,0 | 0,99% | 14,61% | 511,8 | 441,0 | 4 010 | 25,2 | 1,3 | 4,0% |
| AtlantaSanad | 123,0 | 0,82% | -3,15% | 127,0 | 121,0 | 11 633 | 17,7 | 3,3 | 4,6% |
| Attijariwafa bank | 514,0 | 1,38% | 11,74% | 515,0 | 462,5 | 39 442 | 14,7 | 1,9 | 3,2% |
| Auto Hall | 65,99 | 2,31% | -2,60% | 68,90 | 64,50 | 601 | N.S | 2,1 | 3,0% |
| Auto Nejma | 2 166,0 | 0,00% | -12,31% | 2 470,0 | 2 166,0 | 0 | 11,7 | 1,9 | 4,3% |
| Balima | 219,2 | 0,00% | 18,49% | 233,2 | 185,0 | 0 | N.S | 3,2 | 2,3% |
| BCP | 299,0 | 0,98% | 8,73% | 309,0 | 275,0 | 28 954 | 17,4 | 1,6 | 3,2% |
| BoA | 199,0 | 1,27% | 10,86% | 205,5 | 180,0 | 12 102 | 15,7 | 1,6 | 3,5% |
| BMCI | 575,0 | 0,35% | 6,48% | 597,0 | 548,8 | 889 | 44,7 | 1,1 | NC |
| Cartier Saada | 23,30 | 0,00% | 5,91% | 23,30 | 21,82 | 631 | 15,5 | 0,8 | 0,0% |
| CFG Bank | 158,6 | 0,35% | 12,05% | 163,0 | 146,0 | 32 337 | 33,4 | 3,3 | 2,1% |
| CIH | 367,0 | 0,03% | 4,39% | 378,4 | 333,0 | 7 951 | 15,8 | 1,6 | 3,8% |
| Cimar | 1 740,0 | 1,75% | 3,57% | 1 759,0 | 1 677,0 | 2 600 | 29,8 | 7,6 | 3,4% |
| CMT | 1 300,0 | -1,14% | 19,27% | 1 594,0 | 988,0 | 1 275 | 11,3 | 2,8 | 3,8% |
| Colorado | 45,20 | -2,06% | -2,80% | 47,09 | 44,17 | 101 | 19,3 | 2,2 | 4,4% |
| Cosumar | 192,0 | 0,00% | -1,54% | 200,0 | 187,0 | 11 396 | 24,2 | 3,2 | 3,6% |
| Crédit du Maroc | 869,0 | 0,00% | 9,03% | 882,9 | 797,0 | 141 | 18,8 | 1,5 | 3,9% |
| CTM | 600,0 | 0,00% | 5,24% | 614,0 | 570,1 | 44 | 17,7 | 2,4 | 4,5% |
| Dari Couspate | 3 593,0 | 0,00% | 12,28% | 3 593,0 | 3 200,0 | 0 | 34,8 | 3,1 | 3,3% |
| Delattre Levivier | 40,00 | 0,00% | 0,00% | 40,00 | 40,00 | 0 | N.S | N.S | 0,0% |
| Delta Holding | 39,00 | -1,27% | 9,86% | 42,89 | 36,00 | 2 293 | 19,1 | 1,5 | 3,8% |
| Diac Salaf | 26,25 | 0,00% | 0,00% | 26,25 | 26,25 | 0 | N.S | N.S | 0,0% |
| Disty Technologies | 227,0 | 0,11% | 18,60% | 233,0 | 187,0 | 436 | 11,3 | 1,3 | 4,4% |
| Disway | 725,0 | 0,00% | 11,54% | 734,0 | 672,0 | 65 | 20,7 | 2,0 | 4,8% |
| Ennaki | 32,50 | 0,00% | 4,84% | 32,97 | 31,14 | 78 | 6,5 | 1,2 | 7,0% |
| Eqdom | 1 180,0 | 0,00% | 19,53% | 1 198,0 | 990,0 | 0 | 19,8 | 1,3 | 5,1% |
| Fenie Brossette | 87,89 | 3,28% | -6,82% | 96,98 | 85,10 | 2 390 | 18,1 | 1,0 | 0,0% |
| HPS | 590,0 | -0,84% | -5,14% | 624,6 | 570,0 | 12 039 | 39,3 | 6,1 | 1,1% |
| IAM | 102,5 | 1,49% | 2,50% | 105,3 | 88,9 | 148 167 | 14,5 | 5,3 | 4,1% |
| IB Maroc | 22,00 | 0,00% | 6,28% | 23,64 | 20,60 | 0 | N.S | N.S | 0,0% |
| Immorente | 95,0 | 0,00% | 2,15% | 96,7 | 91,0 | 84 | 20,0 | 1,0 | 5,5% |
| Involys | 87,0 | -0,06% | -1,19% | 88,6 | 84,3 | 38 | N.S | 0,4 | 0,0% |
| Jet Contractors | 370,0 | -1,33% | 45,10% | 387,9 | 255,0 | 2 335 | 26,0 | 1,1 | 0,0% |
| Label Vie | 4 500,0 | -2,17% | 7,14% | 4 600,0 | 4 161,0 | 75 | 25,6 | 4,2 | 2,2% |
| LafargeHolcim Maroc | 2 000,0 | 0,15% | 4,17% | 2 074,0 | 1 920,0 | 7 335 | 29,3 | 4,1 | 3,3% |
| Lesieur | 268,0 | 0,00% | -0,74% | 278,7 | 256,2 | 0 | N.S | 4,2 | 0,7% |
| M2M Group | 517,0 | -0,02% | -16,48% | 619,0 | 517,0 | 25 | N.S | 2,5 | 0,0% |
| Maghreb Oxygène | 207,8 | -6,00% | -9,67% | 233,0 | 195,0 | 22 | 16,9 | 0,6 | 1,9% |
| Maghrébail | 969,0 | 0,00% | 6,48% | 999,0 | 909,0 | 0 | 10,2 | 1,2 | 5,2% |
| Managem | 1 760,0 | 0,00% | 0,00% | 1 930,0 | 1 755,0 | 1 007 | 24,2 | 2,2 | 1,1% |
| Maroc Leasing | 363,3 | 0,00% | 0,90% | 381,6 | 356,0 | 0 | 11,6 | 0,9 | 4,4% |
| Marsa Maroc | 285,5 | 0,00% | 2,70% | 292,0 | 270,0 | 16 429 | 24,6 | 8,3 | 3,0% |
| Med Paper | 19,20 | 0,00% | -6,30% | 20,45 | 18,80 | 309 | 14,7 | 3,4 | 0,0% |
| Microdata | 678,0 | 1,19% | 13,00% | 695,0 | 600,0 | 83 | 23,8 | 6,6 | 5,0% |
| Mutandis | 266,6 | 0,60% | 6,64% | 276,0 | 248,0 | 3 160 | 19,6 | 2,4 | 3,9% |
| Outmès | 1 420,0 | 0,00% | 5,26% | 1 425,0 | 1 271,0 | 0 | N.S | 4,1 | 0,9% |
| Promopharm | 972,0 | 0,00% | -2,80% | 1 008,0 | 940,0 | 0 | 18,4 | 2,1 | 4,1% |
| Rebab | 69,00 | 0,00% | -17,67% | 83,81 | 69,00 | 0 | N.S | 0,5 | 0,0% |
| RDS | 35,50 | 1,54% | 63,59% | 36,40 | 22,48 | 66 522 | N.S | 0,2 | 0,0% |
| Risma | 229,9 | 4,48% | 11,06% | 229,9 | 190,0 | 116 713 | 23,9 | 2,7 | 2,6% |
| S2M | 161,0 | 0,00% | -10,56% | 199,0 | 161,0 | 37 | 7,1 | 1,9 | 0,0% |
| SANLAM Maroc | 1 382,0 | 0,00% | 6,39% | 1 382,0 | 1 132,0 | 0 | 14,4 | 1,1 | 5,6% |
| Salafin | 553,0 | -6,08% | 6,35% | 600,0 | 480,8 | 233 | 21,3 | 2,0 | 4,9% |
| Samir | 127,8 | 0,00% | 0,00% | 127,8 | 127,8 | 0 | N.S | N.S | 0,0% |
| SBM | 2 500,0 | 2,04% | 10,77% | 2 569,0 | 2 200,0 | 726 | 17,0 | 4,6 | 5,8% |
| SMI | 1 424,0 | 0,00% | 7,63% | 1 430,0 | 1 311,0 | 0 | 23,1 | 1,8 | 0,0% |
| SNEP | 489,0 | -0,81% | -0,21% | 543,0 | 477,0 | 155 | N.S | 1,6 | 0,0% |
| Sonacid | 700,0 | -2,91% | 6,06% | 755,4 | 664,1 | 19 186 | 42,0 | 1,5 | 3,0% |
| Sothema | 1 050,0 | 0,48% | 10,41% | 1 051,0 | 987,0 | 70 | 26,1 | 5,0 | 2,4% |
| SRM | 100,0 | -3,85% | -16,53% | 117,8 | 100,0 | 6 | N.S | 0,2 | 0,0% |
| Stokvis | 10,51 | -2,50% | -3,58% | 11,08 | 10,31 | 119 | N.S | N.S | 0,0% |
| Stroc Industrie | 29,99 | 4,31% | 4,42% | 30,85 | 27,86 | 120 | N.S | N.S | 0,0% |
| TAQA Morocco | 1 217,0 | -0,16% | 10,64% | 1 287,0 | 1 100,0 | 1 145 | 27,7 | 4,5 | 2,9% |
| TGCC | 235,0 | 0,86% | 26,34% | 240,0 | 188,0 | 10 859 | 22,1 | 5,1 | 2,8% |
| Timar | 660,0 | 0,00% | 10,00% | 660,0 | 600,0 | 0 | 14,6 | 1,2 | 5,3% |
| Total Maroc | 1 380,0 | 2,60% | 18,97% | 1 463,0 | 1 170,0 | 3 220 | N.S | 5,0 | 4,1% |
| UNIMER | 178,0 | 0,00% | 0,56% | 178,0 | 167,4 | 0 | N.S | 2,0 | 0,0% |
| Wafa Assurance | 4 300,0 | 1,18% | 7,50% | 4 400,0 | 4 000,0 | 103 | 19,5 | 1,8 | 3,0% |
| Zellidja | 77,59 | 0,00% | 10,53% | 78,95 | 70,74 | 0 | 13,9 | 0,8 | 0,0% |
| MASI | 13 063,7 | 0,73% | 8,03% | 13 134,0 | 12 141,7 | - | 18,9 | 3,4 | 3,2% |

Multiples reflect 2023 forecast results reported to the current stock market capitalization



Attijari
Global Research



CASABLANCA CLOSING

EQUITY

FY 2022 FINANCIAL FIGURES

| MAD Mn | Turnover | | | EBIT | | | Net Income (Group Share) | | |
|-------------------------------|----------|--------|--------|--------|--------|--------------|--------------------------|-------|-------------|
| | 2022 | 2021 | Change | 2022 | 2021 | Change | 2022 | 2021 | Change |
| Maroc Telecom | 35 731 | 35 790 | -0,2% | 11 468 | 11 586 | -1,0% | 5 820 | 6 014 | -3,2% |
| Cosumar | 10 433 | 9 113 | 14,5% | 1 294 | 1 408 | -8,1% | 826 | 763 | 8,2% |
| SBM | 2 910 | 2 697 | 7,9% | 647 | 542 | 19,3% | 399 | 335 | 19,1% |
| Lesieur Cristal | 6 897 | 4 863 | 41,8% | 463 | 309 | 49,8% | 206 | 140 | 47,1% |
| Mutandis | 2 329 | 1 685 | 38,2% | 175 | 133 | 31,7% | 100 | 60 | 66,0% |
| Dari Couspate | 782 | 698 | 12,0% | 12 | 67 | -82,1% | 20 | 42 | -52,8% |
| Oulmès | 2 196 | 1 734 | 26,6% | 117 | 121 | -3,8% | 61 | 41 | 49,1% |
| Unimer | 1 368 | 1 026 | 33,3% | 74 | -7 | MAD +80 Mn | 46 | -94 | MAD +140 Mn |
| Attijariwafa bank | 26 313 | 24 380 | 7,9% | 11 399 | 9 484 | 20,2% | 6 065 | 5 144 | 17,9% |
| BOA | 15 624 | 14 607 | 7,0% | 4 697 | 3 726 | 26,1% | 2 305 | 2 007 | 14,8% |
| BCP | 20 609 | 20 087 | 2,6% | 5 582 | 4 526 | 23,3% | 2 750 | 1 765 | 55,8% |
| Crédit du Maroc | 2 569 | 2 460 | 4,4% | 759 | 1 061 | -28,5% | 404 | 627 | -35,6% |
| CIH Bank | 3 518 | 3 107 | 13,2% | 1 067 | 932 | 14,4% | 669 | 603 | 11,0% |
| BMCI | 3 054 | 3 044 | 0,3% | 420 | 338 | 24,2% | 229 | 194 | 17,8% |
| SANLAM Maroc | 5 955 | 5 621 | 5,9% | -205 | 994 | MAD -1199 Mn | -70 | 607 | MAD -677 Mn |
| Wafa Assurance | 11 639 | 9 785 | 18,9% | 1 092 | 485 | 125,3% | 776 | 424 | 83,0% |
| AtlantaSanad | 5 465 | 5 478 | -0,2% | 731 | 659 | 10,9% | 414 | 417 | -0,7% |
| AFMA | 244 | 222 | 9,8% | 100 | 93 | 6,8% | 59 | 58 | 2,5% |
| AGMA | 152 | 141 | 7,5% | 83 | 79 | 5,0% | 57 | 52 | 9,4% |
| TGCC | 5 178 | 3 626 | 42,8% | 399 | 364 | 9,6% | 245 | 236 | 3,9% |
| Delta Holding | 2 792 | 2 538 | 10,0% | 312 | 261 | 19,6% | 166 | 172 | -3,4% |
| SNEP | 1 107 | 1 083 | 2,3% | 173 | 213 | -18,7% | 87 | 126 | -31,1% |
| Sonasid | 4 888 | 4 494 | 8,8% | 163 | 167 | -2,4% | 86 | 108 | -20,3% |
| Colorado | 610 | 574 | 6,2% | 60 | 55 | 8,4% | 35 | 33 | 6,6% |
| Aluminium du Maroc | 1 419 | 1 172 | 21,0% | 123 | 128 | -3,8% | 5 | 18 | -75,3% |
| Jet Contractors | 1 800 | 1 680 | 7,1% | 129 | 106 | 21,6% | 25 | 11 | 129,7% |
| LafargeHolcim Maroc | 7 985 | 8 195 | -2,6% | 2 696 | 3 496 | -22,9% | 1 392 | 2 010 | -30,8% |
| Ciments du Maroc | 4 068 | 4 146 | -1,9% | 1 327 | 1 620 | -18,1% | 905 | 1 197 | -24,4% |
| Alliances | 1 604 | 1 414 | 13,4% | 321 | 260 | 23,6% | 178 | 119 | 49,5% |
| RDS | 543 | 776 | -30,0% | -26 | 49 | MAD -75 Mn | -61 | -17 | MAD -44 Mn |
| Addoha | 1 378 | 1 197 | 15,1% | 127 | -144 | MAD +270 Mn | 38 | -88 | MAD +126 Mn |
| Taqi Morocco | 13 604 | 7 812 | 74,1% | 2 913 | 2 431 | 19,8% | 1 303 | 1 005 | 29,6% |
| TotalEnergies Marketing Maroc | 19 719 | 12 870 | 53,2% | 730 | 1 311 | -44,3% | 488 | 935 | -47,8% |
| Afriquia Gaz | 9 510 | 7 132 | 33,3% | 882 | 681 | 29,4% | 517 | 504 | 2,6% |
| Label Vie | 13 947 | 11 758 | 18,6% | 752 | 631 | 19,2% | 748 | 407 | 83,8% |
| Auto Hall | 4 831 | 5 084 | -5,0% | 259 | 460 | -43,7% | 100 | 264 | -62,1% |
| Auto Nejma | 2 101 | 2 319 | -9,4% | 287 | 225 | 27,5% | 187 | 146 | 28,5% |
| Marsa Maroc | 3 949 | 3 592 | 9,9% | 1 363 | 1 129 | 20,7% | 817 | 666 | 22,6% |
| Managem | 9 645 | 7 423 | 29,9% | 1 993 | 1 317 | 51,3% | 1 615 | 862 | 87,4% |
| CMT | 592 | 462 | 28,1% | 296 | 190 | 55,7% | 236 | 152 | 54,7% |
| SMI | 798 | 689 | 15,8% | 33 | -68 | MAD +101 Mn | 35 | -67 | MAD +102 Mn |
| Disway | 1 950 | 1 824 | 6,9% | 122 | 169 | -27,5% | 85 | 108 | -21,3% |
| Disty Technologies | 497 | 456 | 8,9% | 26 | 32 | -18,0% | 4 | 18 | -77,4% |
| HPS | 981 | 797 | 23,1% | 163 | 144 | 13,2% | 117 | 99 | 18,4% |
| Microdata | 695 | 564 | 23,3% | 104 | 77 | 35,7% | 43 | 46 | -6,5% |
| S2M | 280 | 263 | 6,2% | 22 | 59 | -62,0% | 20 | 3 | MAD +18 Mn |
| Involys | 40 | 36 | 9,9% | 5 | 3 | 54,2% | -0,1 | 0,005 | MAD 0 Mn |
| M2M Group | 62 | 54 | 14,8% | -45 | -29 | MAD -17 Mn | 34 | -20 | MAD +53 Mn |
| Maghrebail | 441 | 363 | 21,4% | 211 | 173 | 21,8% | 119 | 99 | 20,1% |
| Maroc Leasing | 334 | 371 | -9,9% | 154 | 149 | 2,9% | 69 | 91 | -24,1% |
| Salafin | 399 | 389 | 2,6% | 147 | 137 | 7,3% | 86 | 85 | 1,2% |
| Eqdom | 590 | 581 | 1,6% | 174 | 111 | 57,4% | 88 | 33 | 165,3% |
| Aradei Capital | 486 | 421 | 15,4% | 438 | 488 | -10,2% | 227 | 344 | -34,0% |
| Akdital | 1 035 | 770 | 34,4% | 177 | 120 | 47,7% | 88 | 48 | 82,3% |
| Sothema | 2 302 | 2 056 | 12,0% | 442 | 421 | 5,0% | 267 | 279 | -4,4% |
| Ennaki Automobiles | 1 931 | 1 827 | 5,7% | 216 | 147 | 46,2% | 144 | 109 | 32,4% |
| Promopharm | 705 | 630 | 11,8% | 134 | 105 | 27,8% | 75 | 69 | 9,1% |
| CTM | 605 | 530 | 14,2% | 6 | 25 | -77,2% | 35 | 35 | 0,7% |
| Maghreb Oxygène | 291 | 274 | 6,2% | 17 | 23 | -26,2% | 15 | 18 | -15,1% |
| Timar | 665 | 543 | 22,4% | 30 | 28 | 6,0% | 12 | 12 | 1,5% |
| Balima | 49 | 47 | 3,9% | 9 | 12 | -20,5% | 18 | 10 | 87,0% |
| Med Paper | 135 | 79 | 70,6% | 14 | -3 | MAD +16 Mn | 7 | 9 | -21,7% |
| Afric Industries | 40 | 47 | -14,9% | 9 | 13 | -30,6% | 6 | 5 | 17,4% |
| Immorente Invest | 67 | 70 | -4,3% | 19 | 23 | -17,8% | 8 | 4 | 121,0% |
| Fenie Brossette | 569 | 532 | 7,0% | 19 | 6 | MAD +13 Mn | 21 | 4 | MAD +17 Mn |
| SRM | 360 | 287 | 25,4% | 6 | 5 | 28,7% | 3 | -1 | MAD +4 Mn |
| Zellidja | 569 | 536 | 6,2% | 15 | -22 | MAD +37 Mn | 8 | -2 | MAD +10 Mn |
| Rebab Company | 0,03 | 0,05 | -33,3% | -0,37 | -0,37 | MAD +0 Mn | -0,22 | -4,12 | MAD +4 Mn |
| Stroc Industrie | 77 | 58 | 34,3% | 1 | -5 | MAD +6 Mn | -15 | -11 | MAD -4 Mn |
| IB Maroc.com | NC | NC | - | NC | NC | - | NC | NC | - |
| Stokvis Nord Afrique | 222 | 348 | -36,2% | -46 | 6 | MAD -51 Mn | -184 | -29 | MAD -154 Mn |
| Risma | 1 037 | 525 | 97,5% | 204 | -84 | MAD +288 Mn | 152 | -172 | MAD +324 Mn |
| DLM | NC | NC | - | NC | NC | - | NC | NC | - |





CASABLANCA CLOSING

EQUITY

2022 DIVIDENDS

| Stock | DPS 2022 | DPS 2021 | Change | GM Date | Ex-Dividend Date | Date of payment |
|-------------------------------|---------------------------|---------------------------|--------|------------|------------------|-----------------|
| Addoha | - | - | - | 27/06/2023 | | |
| AFMA | 55 | 54 | 1,9% | 15/06/2023 | 28/08/2023 | 06/09/2023 |
| Afric Industries | 20 | 22 | -9,1% | 20/06/2023 | 21/07/2023 | 31/07/2023 |
| Afriquia Gaz | 140 | 140 | 0,0% | 08/05/2023 | 22/05/2023 | 31/05/2023 |
| Agma | 255 | 250 | 2,0% | 24/05/2023 | 13/07/2023 | 27/07/2023 |
| Akdital | 3,25 | 2,00 | 62,5% | 08/06/2023 | 28/07/2023 | 08/08/2023 |
| Alliances | - | - | - | 26/06/2023 | | |
| Aluminium du Maroc | 70 | 110 | -36,4% | 22/06/2023 | 13/07/2023 | 25/07/2023 |
| Aradei Capital | 5,42 | 1,05 | | 09/05/2023 | 01/06/2023 | 12/06/2023 |
| | 13,78 [Extraordinary DPS] | 17,17 [Extraordinary DPS] | 5,4% | | | |
| AtlantaSanad | 5,5 | 5,2 | 5,8% | 25/05/2023 | 12/06/2023 | 21/06/2023 |
| Attijariwafa bank | 15,5 | 15,0 | 3,3% | 24/05/2023 | 03/07/2023 | 12/07/2023 |
| Auto Hall | 3,5 | 3,5 | 0,0% | 31/05/2023 | 20/06/2023 | 03/07/2023 |
| Auto Nejma | 110 | 86 | 45,3% | 07/04/2023 | 18/04/2023 | 28/04/2023 |
| | 15 [Extraordinary DPS] | | | | | |
| Balima | 5,5 | 5 | 10,0% | 20/06/2023 | 13/07/2023 | 27/07/2023 |
| BCP | 9,0 | 8,5 | 5,9% | 27/06/2023 | 13/07/2023 | 26/07/2023 |
| BOA | 4 | 4 | 0,0% | 20/06/2023 | 06/07/2023 | 17/07/2023 |
| BMCI | 18 | 10 | 80,0% | 26/06/2023 | 13/07/2023 | 27/07/2023 |
| Cartier Saada | - | - | - | 06/09/2023 | | |
| Crédit du Maroc | 27 | 26 | 4,2% | 20/06/2023 | 13/07/2023 | 27/07/2023 |
| CIH Bank | 14,0 | 14 | 0,0% | 15/06/2023 | 04/07/2023 | 13/07/2023 |
| Cimar | 60 | 95 | -36,8% | 30/05/2023 | 06/07/2023 | 17/07/2023 |
| CMT | 60 | 88 | -31,8% | 27/06/2023 | 23/08/2023 | 01/09/2023 |
| Colorado | 2 | 2 | -1,5% | 22/05/2023 | 09/06/2023 | 20/06/2023 |
| Cosumar | 7,0 | 6 | 16,7% | 08/06/2023 | 06/07/2023 | 17/07/2023 |
| CTM | 25 | 22 | 13,6% | 26/06/2023 | 14/09/2023 | 25/09/2023 |
| Dari Couspate | 85,0 | 95 | -10,5% | 23/06/2023 | 21/07/2023 | 31/07/2023 |
| Delta Holding | 1,4 | 1,3 | 7,7% | 16/05/2023 | 11/07/2023 | 21/07/2023 |
| Disty Technologies | 10 | 15 | -33,3% | 15/06/2023 | 28/07/2023 | 08/08/2023 |
| Disway | 35 | 40 | -53,3% | 30/05/2023 | 22/06/2023 | 05/07/2023 |
| | | 30 [Extraordinary DPS] | | | | |
| Delattre Levivier Maroc | - | - | - | | | |
| Ennaki Automobiles | 1,9 | 1,9 | 2,2% | 25/04/2023 | 21/06/2023 | 04/07/2023 |
| Eqdom | 55,0 | 40 | 37,5% | 30/05/2023 | 20/06/2023 | 03/07/2023 |
| Fenie Brossette | - | - | - | 22/06/2023 | | |
| HPS | 60,0 | 55 | 9,1% | 22/06/2023 | 05/07/2023 | 14/07/2023 |
| IB Maroc | - | - | - | | | |
| Immorrente | 1,0 | 5,5 | 0,0% | 07/04/2023 | 18/04/2023 | 28/04/2023 |
| | 2,0 | | | | 15/06/2023 | 26/06/2023 |
| | 1,0 | | | | 18/09/2023 | 26/09/2023 |
| | 1,0 | | | | 12/12/2023 | 21/12/2023 |
| Involys | 0,0 | 5,0 | - | 15/06/2023 | | |
| Jet Contractors | - | - | - | 19/03/2023 | | |
| Label Vie | 86,38 | 70,4 | | 15/06/2023 | 03/07/2023 | 12/07/2023 |
| | | 69,1 [Extraordinary DPS] | -38,1% | | | |
| LafargeHolcim Maroc | 66 | 66 | 0,0% | 27/06/2023 | 13/07/2023 | 27/07/2023 |
| Lesieur | 4,5 | 3,5 | 28,6% | 10/05/2023 | 06/07/2023 | 14/07/2023 |
| M2M Group | - | - | - | 21/06/2023 | | |
| Maghreb Oxygène | 4,0 | 4,0 | 0,0% | 18/04/2023 | 02/05/2023 | 11/05/2023 |
| Maghrébail | 50 | 50 | 0,0% | 09/05/2023 | 04/07/2023 | 13/07/2023 |
| Managem | 30 | 20 | 50,0% | 31/05/2023 | 06/07/2023 | 14/07/2023 |
| Maroc Leasing | 14 | 14 | 0,0% | 26/06/2023 | 15/09/2023 | 26/09/2023 |
| IAM | 2,19 | 4,78 | -54,2% | 31/03/2023 | 06/09/2023 | 15/09/2023 |
| Marsa Maroc | 8,0 | 7,2 | 11,1% | 20/06/2023 | 13/07/2023 | 26/07/2023 |
| Med Paper | - | - | - | 26/06/2023 | | |
| Microdata | 25 | 27 | -7,4% | 21/06/2023 | 12/07/2023 | 24/07/2023 |
| Mutandis | 8,5 | 8,5 | 0,0% | 03/04/2023 | 20/06/2023 | 03/07/2023 |
| TGCC | 6,0 | 5,5 | 9,1% | 20/06/2023 | 25/07/2023 | 03/08/2023 |
| Outmès | 16,5 | 12,0 | 37,5% | 18/05/2023 | 19/06/2023 | 28/06/2023 |
| Promopharm | 40 | 40 | 0,0% | 21/06/2023 | 11/09/2023 | 20/09/2023 |
| RDS | - | - | - | 27/06/2023 | | |
| Rebab Company | - | - | - | 26/06/2023 | | |
| Risma | - | - | - | 13/06/2023 | | |
| S2M | - | - | - | 22/06/2023 | | |
| SANLAM Maroc | 36 | 35 | 2,9% | 10/05/2023 | 22/08/2023 | 31/08/2023 |
| Salafin | 13,50 | 26,55 | -48,1% | 09/05/2023 | 22/05/2023 | 31/05/2023 |
| | 13,50 [Extraordinary DPS] | 25,45 [Extraordinary DPS] | | | | |
| SBM | 145,5 | 113,0 | 28,8% | 09/05/2023 | 06/06/2023 | 15/06/2023 |
| SMI | - | - | - | 31/05/2023 | | |
| SNEP | 16 | 20 | -20,0% | 27/06/2023 | 14/09/2023 | 25/09/2023 |
| Sonasis | 30 | 38 | -21,1% | 22/06/2023 | 21/07/2023 | 31/07/2023 |
| Sothema | 25 | 25 | 0,0% | 25/05/2023 | 03/07/2023 | 11/07/2023 |
| SRM | - | - | - | 20/06/2023 | | |
| Stokvis | - | - | - | 15/06/2023 | | |
| Stroc Industrie | - | - | - | 19/05/2023 | | |
| Taqi Morocco | 35 | 35 | 0,0% | 23/05/2023 | 13/09/2023 | 22/09/2023 |
| Timar | 0 | 8 | - | 22/06/2023 | | |
| TotalEnergies Marketing Maroc | 56 | 56 | - | 01/06/2023 | 19/06/2023 | 27/06/2023 |
| Unimer | 1 | - | - | 22/06/2023 | 13/09/2022 | 22/09/2023 |
| Wafa Assurance | 130 | 120 | 8,3% | 10/05/2023 | 08/06/2023 | 19/06/2023 |
| Zellidja | - | - | - | 26/06/2023 | | |

Attijari Global Research

Mahat Zerhouni
+212 529 03 68 16
m.zerhouni@attijari.ma

Attijari Intermédiation

Anis Hares
+212 529 03 68 34

Alae Yahya
+212 529 03 68 15

Sofia Mohcine
+212 522 49 59 52

Mehdi Benckroun
+212 529 03 68 14



Attijari
Global Research