

# CASABLANCA CLOSING EQUITY

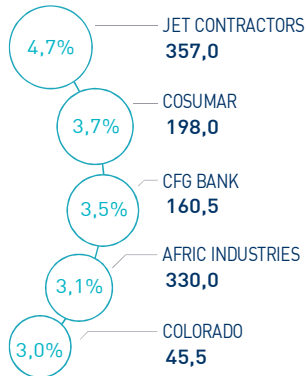
21 FEBRUARY 2024

## MARKET INSIGHT

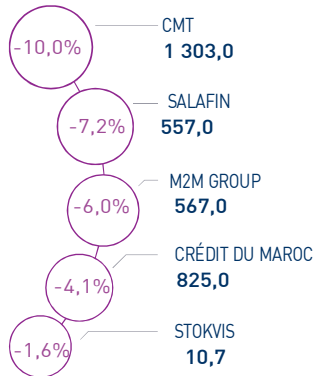
<b>  MASI  </b>	<b>12 961 pts</b>	<b>  MSI20  </b>	<b>1 055 pts</b>	<b>  CAPI  </b>	<b>669 MAD Bn</b>	<b>  VOLUME  </b>	<b>297 MAD Mn</b>
↗ Daily	0,59%	↗ Daily	0,75%	↗ High	669	MC	297
↗ YTD	7,18%	↗ YTD	6,63%	↘ Low	628	MB	-

## THE DAY IN REVIEW

### TOP PERFORMERS



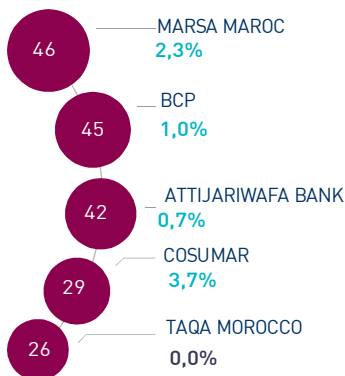
### BOTTOM PERFORMERS



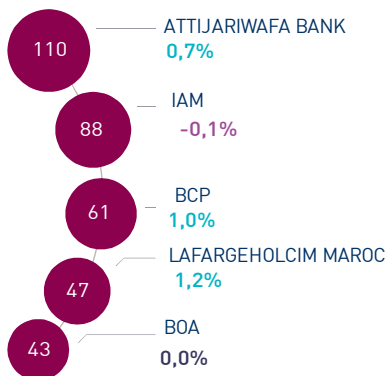
At the end of this trading session, the MASI index increased by +0.59% at 12,961 points. In this context, the annual performance stood at +7.18%.

Jet Contractors topped the highest increase recording a gain of +4.7%. In the opposite, CMT dropped by -10.0%, i.e. the strongest decline of this trading session.

### MOST ACTIVE (MAD Mn)



### LARGEST CAP (MAD Bn)



Volume traded on the central market reached MAD 297 Mn.

This was mainly driven by Marsa Maroc and BCP which monopolized almost 31% of the total flow.

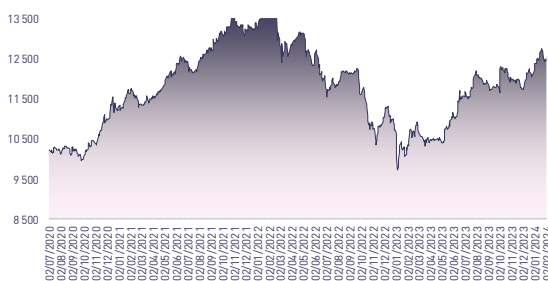
### Attijari Global Research

Mahat Zerhouni  
+212 529 03 68 16  
m.zerhouni@attijari.ma

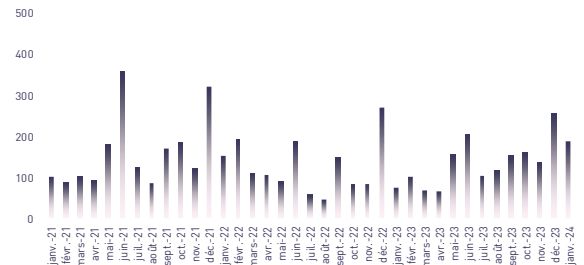
### Attijari Intermédiation

Anis Hares  
+212 529 03 68 34  
Alae Yahya  
+212 529 03 68 15  
Sofia Mohcine  
+212 529 03 68 21  
Mehdi Benckroun

## MASI INDEX EVOLUTION (pts)



## ADV- MONTHLY BASIS VOLUME (MAD Mn)



## KEY ECONOMIC RELEASES/EVENTS OVER THE WEEK

### | Feb. 21<sup>st</sup> | 2024

In 2023, the consolidated revenue of Label Vie settled at MAD 15,800 Mn against MAD 13,947 Mn in 2022, i.e. an increase of 13.3%.

### | Feb. 20<sup>th</sup> | 2024

According to the Ministry of Tourism, tourist arrivals in Morocco reached more than 992,000 tourists in January 2024, recording an increase of 10% compared to January 2023.

### | Feb. 19<sup>th</sup> | 2024

According to the African Development Bank (AfDB), Morocco's growth rate is expected to stand at 3.5% in 2024. In 2025, the AfDB forecasts a growth rate of 3.9%.

### | Feb. 19<sup>th</sup> | 2024

According to the National Office of Airports, air traffic stood at 2,277,827 passengers in January 2024, recording an increase of 15% compared to the same period of 2023.



# CASABLANCA CLOSING

## EQUITY



### DAILY STOCK ON FEBRUARY 21<sup>st</sup>, 2024

21/02/2024	Close	Day	YTD	Max 2024	Min 2024	Quantity	P/E 22R	P/B 22R	D/Y 22R
Addoha	16,47	1,17%	14,93%	16,89	14,83	193 859	N.S	0,8	0,0%
AFMA	1 214,0	-0,49%	1,17%	1 224,0	1 198,0	1	20,5	26,5	4,5%
Afric Industries	330,0	3,13%	-1,48%	335,0	316,0	20	15,5	2,1	6,1%
Afrikaia Gaz	4 185,0	1,58%	4,62%	4 190,0	3 950,0	10	27,8	4,8	3,3%
Agma	7 500,0	0,00%	17,55%	7 500,0	6 550,0	0	26,4	12,1	3,5%
Akdital	695,0	0,13%	40,12%	700,0	496,1	9 029	N.S	7,0	0,5%
Alliances	157,95	0,61%	36,75%	160,25	123,50	20 676	19,5	1,1	0,0%
Aluminium du Maroc	1 343,0	0,07%	-1,90%	1 370,0	1 320,0	25	N.S	2,3	5,2%
Aradei Capital	500,0	-0,40%	12,36%	502,0	441,0	5 353	24,7	1,3	3,8%
AtlantaSanad	122,0	0,00%	-3,94%	127,0	122,0	5 741	17,8	3,4	4,5%
Attijariwafa bank	510,4	0,67%	10,96%	510,4	462,5	81 696	18,1	2,0	3,0%
Auto Hall	67,00	-0,22%	-1,11%	68,90	66,93	20 934	33,7	2,0	5,2%
Auto Nejma	2 300,0	0,00%	-6,88%	2 470,0	2 300,0	0	12,6	2,1	5,4%
Balima	212,0	0,00%	14,59%	212,0	185,0	0	20,0	3,0	2,6%
BCP	300,0	1,01%	9,09%	300,0	275,0	150 736	22,2	1,7	3,0%
BoA	200,0	0,00%	11,42%	205,5	180,0	1 932	18,4	1,7	2,0%
BMCI	574,0	1,59%	6,30%	577,0	548,8	503	33,3	1,1	3,1%
Cartier Saada	22,65	0,00%	2,95%	22,87	21,82	0	39,8	0,9	0,0%
CFG Bank	160,5	3,51%	13,43%	160,5	146,0	110 534	34,3	3,3	1,5%
CIH	370,0	0,54%	5,25%	370,0	333,0	3 720	16,9	1,7	3,8%
Cimar	1 716,0	0,00%	2,14%	1 750,0	1 677,0	49	27,4	7,5	3,5%
CMT	1 303,0	-9,95%	19,54%	1 594,0	988,0	7 171	9,3	3,1	4,6%
Colorado	45,49	2,99%	-2,17%	47,09	44,17	836	20,7	2,3	4,4%
Cosumar	198,0	3,66%	1,54%	200,0	187,0	146 897	22,7	3,3	3,5%
Crédit du Maroc	825,0	-4,07%	3,51%	882,9	797,0	3	22,2	1,4	3,3%
CTM	578,7	0,02%	1,51%	599,0	570,1	2	20,0	2,4	4,3%
Dari Couspate	3 593,0	0,00%	12,28%	3 593,0	3 200,0	0	N.S	3,2	2,4%
Delattre Levivier	40,00	0,00%	0,00%	40,00	40,00	0	N.S	N.S	0,0%
Delta Holding	38,00	0,00%	7,04%	38,50	36,00	163	20,0	1,5	3,7%
Diac Salaf	26,25	0,00%	0,00%	26,25	26,25	0	N.S	N.S	0,0%
Disty Technologies	210,3	-0,85%	9,85%	217,8	187,0	837	N.S	1,3	4,8%
Disway	708,0	0,00%	8,92%	734,0	672,0	0	15,8	2,0	4,9%
Ennaki	32,10	-1,23%	3,55%	32,97	31,14	299	6,7	1,4	5,8%
Eqdom	1 110,0	0,00%	12,44%	1 130,0	990,0	0	21,0	1,2	5,0%
Fenie Brossette	92,29	0,00%	-2,15%	96,98	88,80	125	6,5	1,1	0,0%
HPS	595,0	0,00%	-4,34%	624,6	590,0	978	37,6	6,8	1,0%
IAM	100,0	-0,10%	0,00%	105,3	88,9	56 371	15,1	6,3	2,2%
IB Maroc	20,72	0,00%	0,10%	23,64	20,60	0	N.S	N.S	0,0%
Immorente	91,0	0,00%	-2,15%	96,7	91,0	4 052	N.S	1,1	6,0%
Involys	87,5	0,00%	-0,57%	88,4	84,3	0	N.S	0,4	0,0%
Jet Contractors	357,0	4,68%	40,00%	357,0	255,0	7 282	43,6	1,1	0,0%
Label Vie	4 251,0	0,02%	1,21%	4 371,0	4 161,0	2 068	16,4	4,3	2,0%
LafargeHolcim Maroc	2 000,0	1,16%	4,17%	2 074,0	1 920,0	2 273	33,7	4,1	3,3%
Lesieur	272,0	0,00%	0,74%	278,7	267,0	5	36,5	4,0	1,7%
M2M Group	567,0	-5,97%	-8,40%	619,0	567,0	3	10,9	2,9	0,0%
Maghreb Oxygène	195,0	0,00%	-15,22%	233,0	195,0	0	10,4	0,5	2,1%
Maghrébaïl	950,0	0,00%	4,40%	999,0	909,0	0	11,1	1,3	5,3%
Managem	1 820,0	0,00%	3,41%	1 930,0	1 801,0	207	11,3	2,4	1,6%
Maroc Leasing	378,4	0,00%	5,11%	381,6	356,0	0	15,3	1,0	3,7%
Marsa Maroc	292,0	2,28%	5,04%	292,0	270,0	160 103	26,2	9,5	2,7%
Med Paper	19,16	-0,16%	-6,49%	20,10	18,80	681	12,3	4,4	0,0%
Microdata	678,0	0,00%	13,00%	694,9	600,0	15	26,7	6,8	3,7%
Mutandis	267,0	-0,74%	6,80%	276,0	248,0	731	24,8	2,5	3,2%
Outmès	1 420,0	0,00%	5,26%	1 425,0	1 271,0	0	N.S	4,2	1,2%
Promopharm	1 000,0	0,00%	0,00%	1 008,0	940,0	0	13,3	2,2	4,0%
Rebab	77,00	0,00%	-8,13%	83,81	73,00	0	N.S	0,6	0,0%
RDS	29,38	1,07%	35,39%	32,29	22,48	440 479	N.S	0,2	0,0%
Risma	224,9	-0,07%	8,62%	226,0	190,0	336	21,2	3,0	0,0%
S2M	179,0	0,00%	-0,56%	199,0	171,0	0	7,2	2,9	0,0%
SANLAM Maroc	1 323,0	0,15%	1,85%	1 323,0	1 132,0	8	N.S	1,1	2,6%
Salafin	557,0	-7,17%	7,12%	600,0	480,8	15	20,3	2,0	4,8%
Samir	127,8	0,00%	0,00%	127,8	127,8	0	N.S	N.S	0,0%
SBM	2 497,0	0,00%	10,63%	2 497,0	2 200,0	0	17,7	4,6	5,8%
SMI	1 351,0	-0,52%	2,12%	1 420,0	1 311,0	442	N.S	1,9	0,0%
SNEP	510,1	-0,74%	4,10%	543,0	477,0	194	14,1	1,5	3,1%
Sonacid	720,0	-0,41%	9,09%	732,0	664,1	8 830	32,7	1,5	4,2%
Sothema	998,0	-0,20%	4,94%	1 051,0	987,0	1	27,0	5,1	2,5%
SRM	106,0	-0,09%	-11,52%	117,8	105,0	100	12,6	0,2	0,0%
Stokvis	10,71	-1,56%	-1,74%	11,08	10,31	197	N.S	N.S	0,0%
Stroc Industrie	28,81	-0,55%	0,31%	30,85	27,86	200	N.S	N.S	0,0%
TAQA Morocco	1 200,0	0,00%	9,09%	1 265,0	1 100,0	21 916	21,7	4,5	2,9%
TGCC	235,1	0,69%	26,40%	238,0	188,0	56 003	30,3	5,7	2,6%
Timar	660,0	0,00%	10,00%	660,0	600,0	423	15,9	1,4	0,0%
Total Maroc	1 440,0	2,06%	24,14%	1 463,0	1 170,0	3 495	26,4	4,7	3,9%
UNIMER	178,0	0,00%	0,56%	178,0	167,4	0	44,2	1,8	0,6%
Wafa Assurance	4 250,0	0,00%	6,25%	4 400,0	4 000,0	53	19,2	1,8	3,1%
Zellidja	75,25	0,00%	7,19%	78,95	71,00	0	5,6	0,8	0,0%
MASI	12 961,4	0,59%	7,18%	12 961,4	12 141,7	-	20,6	3,7	2,8%

Multiples reflect 2022 realized results reported to the current stock market capitalization



Attijari  
Global Research



# CASABLANCA CLOSING

## EQUITY

### FY 2022 FINANCIAL FIGURES

	Turnover			EBIT			Net Income (Group Share)			
	MAD Mn	2022	2021	Change	2022	2021	Change	2022	2021	Change
Maroc Telecom		35 731	35 790	-0,2%	11 468	11 586	-1,0%	5 820	6 014	-3,2%
<b>Food-processing</b>										
Cosumar		10 433	9 113	14,5%	1 294	1 408	-8,1%	826	763	8,2%
SBM		2 910	2 697	7,9%	647	542	19,3%	399	335	19,1%
Lesieur Cristal		6 897	4 863	41,8%	463	309	49,8%	206	140	47,1%
Mutandis		2 329	1 685	38,2%	175	133	31,7%	100	60	66,0%
Dari Couspate		782	698	12,0%	12	67	-82,1%	20	42	-52,8%
Oulmès		2 196	1 734	26,6%	117	121	-3,8%	61	41	49,1%
Unimer		1 368	1 026	33,3%	74	-7	MAD +80 Mn	46	-94	MAD +140 Mn
<b>Banks</b>										
Attijariwafa bank		26 313	24 380	7,9%	11 399	9 484	20,2%	6 065	5 144	17,9%
BOA		15 624	14 607	7,0%	4 697	3 726	26,1%	2 305	2 007	14,8%
BCP		20 609	20 087	2,6%	5 582	4 526	23,3%	2 750	1 765	55,8%
Crédit du Maroc		2 569	2 460	4,4%	759	1 061	-28,5%	404	627	-35,6%
CIH Bank		3 518	3 107	13,2%	1 067	932	14,4%	669	603	11,0%
BMCI		3 054	3 044	0,3%	420	338	24,2%	229	194	17,8%
<b>Insurance</b>										
SANLAM Maroc		5 955	5 621	5,9%	-205	994	MAD -1199 Mn	-70	607	MAD -677 Mn
Wafa Assurance		11 639	9 785	18,9%	1 092	485	125,3%	776	424	83,0%
AtlantaSanad		5 465	5 478	-0,2%	731	659	10,9%	414	417	-0,7%
AFMA		244	222	9,8%	100	93	6,8%	59	58	2,5%
AGMA		152	141	7,5%	83	79	5,0%	57	52	9,4%
<b>Building materials</b>										
TGCC		5 178	3 626	42,8%	399	364	9,6%	245	236	3,9%
Delta Holding		2 792	2 538	10,0%	312	261	19,6%	166	172	-3,4%
SNEP		1 107	1 083	2,3%	173	213	-18,7%	87	126	-31,1%
Sonasid		4 888	4 494	8,8%	163	167	-2,4%	86	108	-20,3%
Colorado		610	574	6,2%	60	55	8,4%	35	33	6,6%
Aluminium du Maroc		1 419	1 172	21,0%	123	128	-3,8%	5	18	-75,3%
Jet Contractors		1 800	1 680	7,1%	129	106	21,6%	25	11	129,7%
<b>CM</b>										
LafargeHolcim Maroc		7 985	8 195	-2,6%	2 696	3 496	-22,9%	1 392	2 010	-30,8%
Ciments du Maroc		4 068	4 146	-1,9%	1 327	1 620	-18,1%	905	1 197	-24,4%
<b>R. Estate</b>										
Alliances		1 604	1 414	13,4%	321	260	23,6%	178	119	49,5%
RDS		543	776	-30,0%	-26	49	MAD -75 Mn	-61	-17	MAD -44 Mn
Addoha		1 378	1 197	15,1%	127	-144	MAD +270 Mn	38	-88	MAD +126 Mn
<b>Energy</b>										
Taqi Morocco		13 604	7 812	74,1%	2 913	2 431	19,8%	1 303	1 005	29,6%
TotalEnergies Marketing Maroc		19 719	12 870	53,2%	730	1 311	-44,3%	488	935	-47,8%
Afriquia Gaz		9 510	7 132	33,3%	882	681	29,4%	517	504	2,6%
<b>Disti</b>										
Label Vie		13 947	11 758	18,6%	752	631	19,2%	748	407	83,8%
<b>Auto</b>										
Auto Hall		4 831	5 084	-5,0%	259	460	-43,7%	100	264	-62,1%
Auto Nejma		2 101	2 319	-9,4%	287	225	27,5%	187	146	28,5%
<b>Pol. Auto</b>										
Marsa Maroc		3 949	3 592	9,9%	1 363	1 129	20,7%	817	666	22,6%
Managem		9 645	7 423	29,9%	1 993	1 317	51,3%	1 615	862	87,4%
<b>Mining</b>										
CMT		592	462	28,1%	296	190	55,7%	236	152	54,7%
SMI		798	689	15,8%	33	-68	MAD +101 Mn	35	-67	MAD +102 Mn
<b>IT</b>										
Disway		1 950	1 824	6,9%	122	169	-27,5%	85	108	-21,3%
Disty Technologies		497	456	8,9%	26	32	-18,0%	4	18	-77,4%
HPS		981	797	23,1%	163	144	13,2%	117	99	18,4%
Microdata		695	564	23,3%	104	77	35,7%	43	46	-6,5%
S2M		280	263	6,2%	22	59	-62,0%	20	3	MAD +18 Mn
Involys		40	36	9,9%	5	3	54,2%	-0,1	0,005	MAD 0 Mn
<b>Leasing</b>										
M2M Group		62	54	14,8%	-45	-29	MAD -17 Mn	34	-20	MAD +53 Mn
Maghrebaïl		441	363	21,4%	211	173	21,8%	119	99	20,1%
Maroc Leasing		334	371	-9,9%	154	149	2,9%	69	91	-24,1%
Salafin		399	389	2,6%	147	137	7,3%	86	85	1,2%
Eqdom		590	581	1,6%	174	111	57,4%	88	33	165,3%
<b>Others</b>										
Aradeï Capital		486	421	15,4%	438	488	-10,2%	227	344	-34,0%
Akdital		1 035	770	34,4%	177	120	47,7%	88	48	82,3%
Sothema		2 302	2 056	12,0%	442	421	5,0%	267	279	-4,4%
Ennaki Automobiles		1 931	1 827	5,7%	216	147	46,2%	144	109	32,4%
Promopharm		705	630	11,8%	134	105	27,8%	75	69	9,1%
CTM		605	530	14,2%	6	25	-77,2%	35	35	0,7%
Maghreb Oxygène		291	274	6,2%	17	23	-26,2%	15	18	-15,1%
Timar		665	543	22,4%	30	28	6,0%	12	12	1,5%
Balima		49	47	3,9%	9	12	-20,5%	18	10	87,0%
Med Paper		135	79	70,6%	14	-3	MAD +16 Mn	7	9	-21,7%
Afric Industries		40	47	-14,9%	9	13	-30,6%	6	5	17,4%
Immorente Invest		67	70	-4,3%	19	23	-17,8%	8	4	121,0%
Fenie Brossette		569	532	7,0%	19	6	MAD +13 Mn	21	4	MAD +17 Mn
SRM		360	287	25,4%	6	5	28,7%	3	-1	MAD +4 Mn
Zellidja		569	536	6,2%	15	-22	MAD +37 Mn	8	-2	MAD +10 Mn
Rebab Company		0,03	0,05	-33,3%	-0,37	-0,37	MAD +0 Mn	-0,22	-4,12	MAD +4 Mn
Stroc Industrie		77	58	34,3%	1	-5	MAD +6 Mn	-15	-11	MAD -4 Mn
IB Maroc.com		NC	NC	-	NC	NC	-	NC	NC	-
Stokvis Nord Afrique		222	348	-36,2%	-46	6	MAD -51 Mn	-184	-29	MAD -154 Mn
Risma		1 037	525	97,5%	204	-84	MAD +288 Mn	152	-172	MAD +324 Mn
DLM		NC	NC	-	NC	NC	-	NC	NC	-





# CASABLANCA CLOSING

## EQUITY

### 2022 DIVIDENDS

Stock	DPS 2022	DPS 2021	Change	GM Date	Ex-Dividend Date	Date of payment
Addoha	-	-	-	27/06/2023		
AFMA	55	54	1,9%	15/06/2023	28/08/2023	06/09/2023
Afric Industries	20	22	-9,1%	20/06/2023	21/07/2023	31/07/2023
Afriquia Gaz	140	140	0,0%	08/05/2023	22/05/2023	31/05/2023
Agma	255	250	2,0%	24/05/2023	13/07/2023	27/07/2023
Akdital	3,25	2,00	62,5%	08/06/2023	28/07/2023	08/08/2023
Alliances	-	-	-	26/06/2023		
Aluminium du Maroc	70	110	-36,4%	22/06/2023	13/07/2023	25/07/2023
Aradei Capital	5,42	1,05		09/05/2023	01/06/2023	12/06/2023
	13,78 [Extraordinary DPS]	17,17 [Extraordinary DPS]	5,4%			
AtlantaSanad	5,5	5,2	5,8%	25/05/2023	12/06/2023	21/06/2023
Attijariwafa bank	15,5	15,0	3,3%	24/05/2023	03/07/2023	12/07/2023
Auto Hall	3,5	3,5	0,0%	31/05/2023	20/06/2023	03/07/2023
Auto Nejma	110	86	45,3%	07/04/2023	18/04/2023	28/04/2023
	15 [Extraordinary DPS]					
Balima	5,5	5	10,0%	20/06/2023	13/07/2023	27/07/2023
BCP	9,0	8,5	5,9%	27/06/2023	13/07/2023	26/07/2023
BOA	4	4	0,0%	20/06/2023	06/07/2023	17/07/2023
BMCI	18	10	80,0%	26/06/2023	13/07/2023	27/07/2023
Cartier Saada	-	-	-	06/09/2023		
Crédit du Maroc	27	26	4,2%	20/06/2023	13/07/2023	27/07/2023
CIH Bank	14,0	14	0,0%	15/06/2023	04/07/2023	13/07/2023
Cimar	60	95	-36,8%	30/05/2023	06/07/2023	17/07/2023
CMT	60	88	-31,8%	27/06/2023	23/08/2023	01/09/2023
Colorado	2	2	-1,5%	22/05/2023	09/06/2023	20/06/2023
Cosumar	7,0	6	16,7%	08/06/2023	06/07/2023	17/07/2023
CTM	25	22	13,6%	26/06/2023	14/09/2023	25/09/2023
Dari Couspate	85,0	95	-10,5%	23/06/2023	21/07/2023	31/07/2023
Delta Holding	1,4	1,3	7,7%	16/05/2023	11/07/2023	21/07/2023
Disty Technologies	10	15	-33,3%	15/06/2023	28/07/2023	08/08/2023
Disway	35	40	-53,3%	30/05/2023	22/06/2023	05/07/2023
		30 [Extraordinary DPS]				
Delattre Levivier Maroc	-	-	-			
Ennaki Automobiles	1,9	1,9	2,2%	25/04/2023	21/06/2023	04/07/2023
Eqdom	55,0	40	37,5%	30/05/2023	20/06/2023	03/07/2023
Fenie Brossette	-	-	-	22/06/2023		
HPS	60,0	55	9,1%	22/06/2023	05/07/2023	14/07/2023
IB Maroc	-	-	-			
Immorente	1,0	5,5	0,0%	07/04/2023	18/04/2023	28/04/2023
	2,0				15/06/2023	26/06/2023
	1,0				18/09/2023	26/09/2023
	1,0				12/12/2023	21/12/2023
Involys	0,0	5,0	-	15/06/2023		
Jet Contractors	-	-	-	19/03/2023		
Label Vie	86,38	70,4		15/06/2023	03/07/2023	12/07/2023
		69,1 [Extraordinary DPS]	-38,1%			
LafargeHolcim Maroc	66	66	0,0%	27/06/2023	13/07/2023	27/07/2023
Lesieur	4,5	3,5	28,6%	10/05/2023	06/07/2023	14/07/2023
M2M Group	-	-	-	21/06/2023		
Maghreb Oxygène	4,0	4,0	0,0%	18/04/2023	02/05/2023	11/05/2023
Maghrébail	50	50	0,0%	09/05/2023	04/07/2023	13/07/2023
Managem	30	20	50,0%	31/05/2023	06/07/2023	14/07/2023
Maroc Leasing	14	14	0,0%	26/06/2023	15/09/2023	26/09/2023
IAM	2,19	4,78	-54,2%	31/03/2023	06/09/2023	15/09/2023
Marsa Maroc	8,0	7,2	11,1%	20/06/2023	13/07/2023	26/07/2023
Med Paper	-	-	-	26/06/2023		
Microdata	25	27	-7,4%	21/06/2023	12/07/2023	24/07/2023
Mutandis	8,5	8,5	0,0%	03/04/2023	20/06/2023	03/07/2023
TGCC	6,0	5,5	9,1%	20/06/2023	25/07/2023	03/08/2023
Outmès	16,5	12,0	37,5%	18/05/2023	19/06/2023	28/06/2023
Promopharm	40	40	0,0%	21/06/2023	11/09/2023	20/09/2023
RDS	-	-	-	27/06/2023		
Rebab Company	-	-	-	26/06/2023		
Risma	-	-	-	13/06/2023		
S2M	-	-	-	22/06/2023		
SANLAM Maroc	36	35	2,9%	10/05/2023	22/08/2023	31/08/2023
Salafin	13,50	26,55	-48,1%	09/05/2023	22/05/2023	31/05/2023
	13,50 [Extraordinary DPS]	25,45 [Extraordinary DPS]				
SBM	145,5	113,0	28,8%	09/05/2023	06/06/2023	15/06/2023
SMI	-	-	-	31/05/2023		
SNEP	16	20	-20,0%	27/06/2023	14/09/2023	25/09/2023
Sonasis	30	38	-21,1%	22/06/2023	21/07/2023	31/07/2023
Sothema	25	25	0,0%	25/05/2023	03/07/2023	11/07/2023
SRM	-	-	-	20/06/2023		
Stokvis	-	-	-	15/06/2023		
Stroc Industrie	-	-	-	19/05/2023		
Taqi Morocco	35	35	0,0%	23/05/2023	13/09/2023	22/09/2023
Timar	0	8	-	22/06/2023		
TotalEnergies Marketing Maroc	56	56	-	01/06/2023	19/06/2023	27/06/2023
Unimer	1	-	-	22/06/2023	13/09/2022	22/09/2023
Wafa Assurance	130	120	8,3%	10/05/2023	08/06/2023	19/06/2023
Zellidja	-	-	-	26/06/2023		

#### Attijari Global Research

Mahat Zerhouni  
+212 529 03 68 16  
m.zerhouni@attijari.ma

#### Attijari Intermédiation

Anis Hares  
+212 529 03 68 34

Alae Yahya  
+212 529 03 68 15

Sofia Mohcine  
+212 522 49 59 52

Mehdi Benckroun  
+212 529 03 68 14



Attijari  
Global Research