

# CASABLANCA CLOSING EQUITY

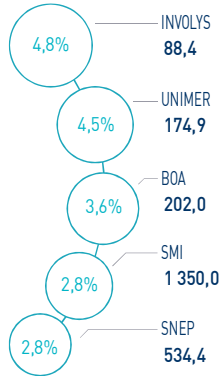
12 FEBRUARY 2024

## MARKET INSIGHT

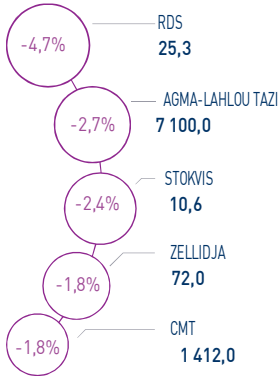
<b>  MASI  </b>	<b>12 688 pts</b>	<b>  MASI20  </b>	<b>1 030 pts</b>	<b>  CAPI  </b>	<b>653 MAD Bn</b>	<b>  VOLUME  </b>	<b>155 MAD Mn</b>
↗ Daily	0,22%	↗ Daily	0,27%	↗ High	661	MC	155
↗ YTD	4,92%	↗ YTD	4,10%	↘ Low	628	MB	-

## THE DAY IN REVIEW

### TOP PERFORMERS



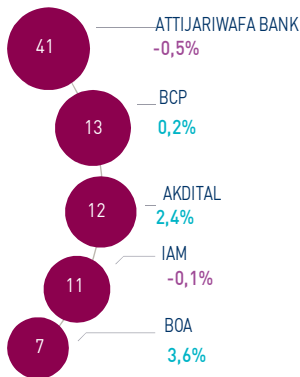
### BOTTOM PERFORMERS



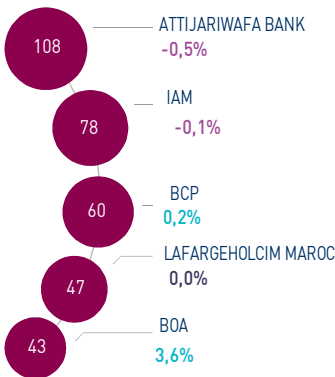
At the end of this trading session, the MASI index increased by +0.22% at 12,688 points. In this context, the annual performance of the market settled at +4.92%.

Involys topped the highest increases recording a gain of +4.8%. In the opposite, RDS dropped by -4.7%, i.e. the strongest decline of this trading session.

### MOST ACTIVE (MAD Mn)



### LARGEST CAP (MAD Bn)



Volume on the central market reached MAD 155 Mn.

This was mainly driven by Attijariwafa bank, BCP and Akdital which monopolized almost 42% of the total flow.

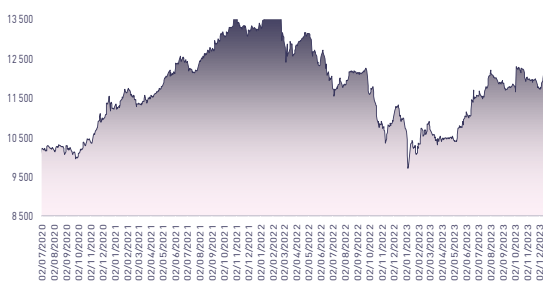
### Attijari Global Research

Mahat Zerhouni  
+212 529 03 68 16  
m.zerhouni@attijari.ma

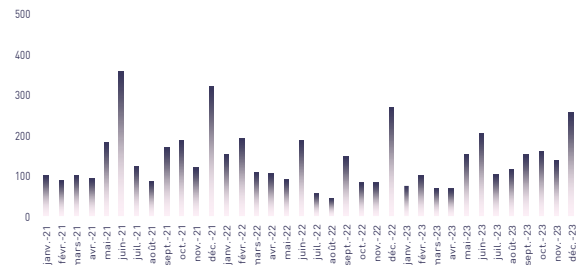
### Attijari Intermédiation

Anis Hares  
+212 529 03 68 34  
Alae Yahya  
+212 529 03 68 15  
Sofia Mohcine  
+212 529 03 68 21  
Mehdi Benchekroun  
+212 5 29 03 68 14

## MASI INDEX EVOLUTION (pts)



## ADV- MONTHLY BASIS VOLUME (MAD Mn)



## KEY ECONOMIC RELEASES/EVENTS OVER THE WEEK

**| Feb. 12<sup>th</sup> | 2024**  
In 2023, Afriquia Gaz' consolidated net income decreased by 6.8% to MAD 482 Mn. The DPS is stable at MAD 140.

**| Feb. 12<sup>th</sup> | 2024**  
In 2023, Maghreb Oxygène's consolidated net income fell by 37.9% to MAD 10 Mn. The DPS is stable at MAD 4.

**| Feb. 12<sup>th</sup> | 2024**  
Disway's consolidated revenue fell by 4.1% for the FY 2023 to MAD 1,870 Mn.

**| Feb. 8<sup>th</sup> | 2024**  
Maghreb Oxygène : In a profit warning, the company announces a decline of 37% in its consolidated net income for the FY 2023.



# CASABLANCA CLOSING

## EQUITY

### DAILY STOCK ON FEBRUARY 12<sup>th</sup>, 2024

12/02/2024	Close	Day	YTD	Max 2024	Min 2024	Quantity	P/E 22R	P/B 22R	D/Y 22R
Addoha	16,13	-1,04%	12,56%	16,89	14,83	98 439	N.S	0,7	0,0%
AFMA	1 200,0	0,00%	0,00%	1 224,0	1 198,0	8	20,2	26,2	4,6%
Afric Industries	317,0	-0,31%	-5,36%	335,0	316,0	241	14,9	2,0	6,3%
Afriquia Gaz	4 190,0	1,70%	4,75%	4 190,0	3 950,0	384	27,9	4,8	3,3%
Agma	7 100,0	-2,74%	11,29%	7 300,0	6 550,0	48	25,0	11,5	3,7%
Akdital	650,0	2,36%	31,05%	650,0	496,1	18 710	N.S	6,6	0,5%
Alliances	156,00	-0,64%	35,06%	160,25	123,50	18 361	19,3	1,1	0,0%
Aluminium du Maroc	1 350,0	0,60%	-1,39%	1 370,0	1 320,0	12	N.S	2,3	5,2%
Aradei Capital	500,0	1,01%	12,36%	500,0	441,0	2 423	24,7	1,3	3,8%
AtlantaSanad	123,0	0,00%	-3,15%	127,0	122,1	14 159	17,9	3,4	4,5%
Attijariwafa bank	502,0	-0,50%	9,13%	504,5	462,5	81 290	17,8	2,0	3,1%
Auto Hall	68,00	0,52%	0,37%	68,90	66,93	5 728	34,2	2,0	5,1%
Auto Nejma	2 300,0	0,00%	-6,88%	2 470,0	2 300,0	0	12,6	2,1	5,4%
Balima	210,0	0,00%	13,51%	210,0	185,0	0	19,8	2,9	2,6%
BCP	295,5	0,17%	7,45%	295,5	275,0	42 651	21,8	1,6	3,0%
BoA	202,0	3,59%	12,53%	205,0	180,0	35 198	18,6	1,7	2,0%
BMCI	568,0	-0,18%	5,19%	577,0	548,8	1 287	33,0	1,0	3,2%
Cartier Saada	22,00	-1,35%	0,00%	22,87	21,82	200	38,6	0,8	0,0%
CFG Bank	153,0	-0,29%	8,13%	157,0	146,0	23 816	32,7	3,2	1,5%
CIH	350,0	-0,57%	-0,44%	352,0	333,0	3 379	16,0	1,6	4,0%
Cimar	1 721,0	0,06%	2,44%	1 750,0	1 677,0	2 573	27,4	7,5	3,5%
CMT	1 412,0	-1,81%	29,54%	1 594,0	988,0	4 675	10,1	3,4	4,2%
Colorado	45,60	-0,20%	-1,94%	47,09	44,50	1 257	20,8	2,3	4,4%
Cosumar	187,0	0,00%	-4,10%	200,0	187,0	17 340	21,4	3,1	3,7%
Crédit du Maroc	882,9	0,90%	10,78%	882,9	797,0	714	23,8	1,5	3,1%
CTM	594,8	0,00%	4,33%	599,0	570,1	0	20,6	2,5	4,2%
Dari Couspate	3 593,0	0,00%	12,28%	3 593,0	3 200,0	0	N.S	3,2	2,4%
Delattre Levivier	40,00	0,00%	0,00%	40,00	40,00	0	N.S	N.S	0,0%
Delta Holding	38,44	1,16%	8,28%	38,44	36,00	5 040	20,3	1,5	3,6%
Diac Salaf	26,25	0,00%	0,00%	26,25	26,25	0	N.S	N.S	0,0%
Disty Technologies	212,2	0,09%	10,87%	217,8	187,0	1 066	N.S	1,3	4,7%
Disway	696,1	0,74%	7,09%	734,0	672,0	212	15,5	2,0	5,0%
Ennaki	32,60	-0,85%	5,16%	32,97	31,14	1 430	6,8	1,4	5,7%
Eqdom	1 110,0	0,91%	12,44%	1 130,0	990,0	55	21,0	1,2	5,0%
Fenie Brossette	92,39	0,42%	-2,05%	96,98	88,80	12	6,5	1,1	0,0%
HPS	610,9	-0,08%	-1,78%	624,6	605,3	6 488	38,6	6,9	1,0%
IAM	88,9	-0,07%	-11,06%	105,3	88,9	127 075	13,4	5,6	2,5%
IB Maroc	21,00	-0,05%	1,45%	23,64	20,70	10	N.S	N.S	0,0%
Immorente	93,0	0,14%	0,00%	96,7	92,9	1 548	N.S	1,2	5,9%
Involy	88,4	4,75%	0,44%	88,4	84,3	101	N.S	0,4	0,0%
Jet Contractors	347,0	-0,86%	36,08%	350,0	255,0	6 315	42,3	1,1	0,0%
Label Vie	4 340,0	-0,18%	3,33%	4 371,0	4 161,0	1 183	16,8	4,4	2,0%
LafargeHolcim Maroc	2 010,0	0,00%	4,69%	2 074,0	1 920,0	3 173	33,8	4,2	3,3%
Lesieur	267,0	0,00%	-1,11%	278,7	267,0	0	35,8	3,9	1,7%
M2M Group	611,0	0,00%	-1,29%	619,0	611,0	0	11,8	3,1	0,0%
Maghreb Oxygène	195,0	0,00%	-15,22%	233,0	195,0	0	10,4	0,5	2,1%
Maghrébaïl	950,0	0,00%	4,40%	999,0	909,0	0	11,1	1,3	5,3%
Managem	1 829,0	0,44%	3,92%	1 930,0	1 801,0	973	11,3	2,4	1,6%
Maroc Leasing	357,0	0,29%	-0,83%	381,6	356,0	3	14,4	1,0	3,9%
Marsa Maroc	280,0	0,00%	0,72%	280,0	270,0	15 454	25,2	9,1	2,9%
Med Paper	18,90	0,05%	-7,76%	20,10	18,80	1 599	12,2	4,4	0,0%
Microdata	694,9	0,27%	15,82%	694,9	600,0	589	27,4	7,0	3,6%
Mutandis	270,1	-0,70%	8,04%	276,0	248,0	6 535	25,1	2,6	3,1%
Oulmès	1 420,0	0,00%	5,26%	1 425,0	1 271,0	0	N.S	4,2	1,2%
Promopharm	951,0	0,00%	-4,90%	1 000,0	940,0	0	12,6	2,1	4,2%
Rebab	73,00	-0,45%	-12,90%	83,81	73,00	7	N.S	0,5	0,0%
RDS	25,30	-4,71%	16,59%	29,00	22,48	41 916	N.S	0,2	0,0%
Risma	225,0	0,00%	8,70%	225,0	190,0	2 742	21,2	3,0	0,0%
S2M	190,0	0,00%	5,56%	199,0	171,1	0	7,6	3,0	0,0%
SANLAM Maroc	1 251,0	0,08%	-3,70%	1 300,0	1 132,0	160	N.S	1,0	2,8%
Salafin	579,9	-0,36%	11,52%	586,2	480,8	200	21,1	2,1	4,7%
Samir	127,8	0,00%	0,00%	127,8	127,8	0	N.S	N.S	0,0%
SBM	2 448,0	2,00%	8,46%	2 448,0	2 200,0	4	17,4	4,5	5,9%
SMI	1 350,0	2,82%	2,04%	1 420,0	1 311,0	151	N.S	1,9	0,0%
SNEP	534,4	2,77%	9,06%	543,0	477,0	1 879	14,7	1,6	3,0%
Sonasid	719,0	0,98%	8,94%	732,0	664,1	688	32,6	1,5	4,2%
Sothema	990,0	0,00%	4,10%	1 051,0	987,0	0	26,7	5,0	2,5%
SRM	106,5	0,47%	-11,10%	117,8	105,0	94	12,7	0,2	0,0%
Stokvis	10,63	-2,39%	-2,48%	11,08	10,31	1 165	N.S	N.S	0,0%
Stroc Industrie	28,97	0,00%	0,87%	30,85	28,00	12	N.S	N.S	0,0%
TAQA Morocco	1 198,0	0,00%	8,91%	1 265,0	1 100,0	2 372	21,7	4,5	2,9%
TGCC	235,0	0,86%	26,34%	238,0	188,0	21 758	30,3	5,7	2,6%
Timar	600,0	0,00%	0,00%	600,0	600,0	0	14,5	1,2	0,0%
Total Maroc	1 355,0	0,37%	16,81%	1 355,0	1 170,0	406	24,9	4,4	4,1%
UNIMER	174,9	4,48%	-1,19%	178,0	167,4	38	43,5	1,8	0,6%
Wafa Assurance	4 200,0	0,00%	5,00%	4 400,0	4 000,0	405	18,9	1,8	3,1%
Zellidja	72,00	-1,81%	2,56%	78,95	72,00	8	5,3	0,8	0,0%
MASI	12 688,2	0,22%	4,92%	12 747,3	12 141,7	-	20,4	3,5	2,9%

Multiples reflect 2022R achievements reported to the current stock market capitalization



Attijari  
Global Research



# CASABLANCA CLOSING

## EQUITY

### 2022 FINANCIAL FIGURES

MAD Mn	Turnover			EBIT			Net Income (Group Share)		
	2022	2021	Change	2022	2021	Change	2022	2021	Change
Maroc Telecom	35 731	35 790	-0.2%	11 468	11 586	-1.0%	5 820	6 014	-3.2%
<b>Food-processing</b>									
Cosumar	10 433	9 113	14.5%	1 294	1 408	-8.1%	826	763	8.2%
SBM	2 910	2 697	7.9%	647	542	19.3%	399	335	19.1%
Lesieur Cristal	6 897	4 863	41.8%	463	309	49.8%	206	140	47.1%
Mutandis	2 329	1 685	38.2%	175	133	31.7%	100	60	66.0%
Dari Couspate	782	698	12.0%	12	67	-82.1%	20	42	-52.8%
Oulmès	2 196	1 734	26.6%	117	121	-3.8%	61	41	49.1%
Unimer	1 368	1 026	33.3%	74	-7	MAD +80 Mn	46	-94	MAD +140 Mn
<b>Banks</b>									
Attijariwafa bank	26 313	24 380	7.9%	11 399	9 484	20.2%	6 065	5 144	17.9%
BOA	15 624	14 607	7.0%	4 697	3 726	26.1%	2 305	2 007	14.8%
BCP	20 609	20 087	2.6%	5 582	4 526	23.3%	2 750	1 765	55.8%
Crédit du Maroc	2 569	2 460	4.4%	759	1 061	-28.5%	404	627	-35.6%
CIH Bank	3 518	3 107	13.2%	1 067	932	14.4%	669	603	11.0%
BMCI	3 054	3 044	0.3%	420	338	24.2%	229	194	17.8%
<b>Insurance</b>									
SANLAM Maroc	5 955	5 621	5.9%	-205	994	MAD -1199 Mn	-70	607	MAD -677 Mn
Wafa Assurance	11 639	9 785	18.9%	1 092	485	125.3%	776	424	83.0%
AtlantaSanad	5 465	5 478	-0.2%	731	659	10.9%	414	417	-0.7%
AFMA	244	222	9.8%	100	93	6.8%	59	58	2.5%
AGMA	152	141	7.5%	83	79	5.0%	57	52	9.4%
<b>Building materials</b>									
TGCC	5 178	3 626	42.8%	399	364	9.6%	245	236	3.9%
Delta Holding	2 792	2 538	10.0%	312	261	19.6%	166	172	-3.4%
GNEP	1 107	1 083	2.3%	173	213	-18.7%	87	126	-31.1%
Sonasis	4 888	4 494	8.8%	163	167	-2.4%	86	108	-20.3%
Colorado	610	574	6.2%	60	55	8.4%	35	33	6.6%
Aluminium du Maroc	1 419	1 172	21.0%	123	128	-3.8%	5	18	-75.3%
Jet Contractors	1 800	1 680	7.1%	129	106	21.6%	25	11	129.7%
<b>CM</b>									
LafargeHolcim Maroc	7 985	8 195	-2.6%	2 696	3 496	-22.9%	1 392	2 010	-30.8%
Ciments du Maroc	4 068	4 146	-1.9%	1 327	1 620	-18.1%	905	1 197	-24.4%
<b>R. Estate</b>									
Alliances	1 604	1 414	13.4%	321	260	23.6%	178	119	49.5%
RDS	543	776	-30.0%	-26	49	MAD -75 Mn	-61	-17	MAD -44 Mn
Addoha	1 378	1 197	15.1%	127	-144	MAD +270 Mn	38	-88	MAD +126 Mn
<b>Energy</b>									
Taqd Morocco	13 604	7 812	74.1%	2 913	2 431	19.8%	1 303	1 005	29.6%
TotalEnergies Marketing Maroc	19 719	12 870	53.2%	730	1 311	-44.3%	488	935	-47.8%
Afrique Gaz	9 510	7 132	33.3%	882	681	29.4%	517	504	2.6%
<b>Dist</b>									
Label Vie	13 947	11 758	18.6%	752	631	19.2%	748	407	83.8%
<b>Auto</b>									
Auto Hall	4 831	5 084	-5.0%	259	460	-43.7%	100	264	-62.1%
Auto Nejma	2 101	2 319	-9.4%	287	225	27.5%	187	146	28.5%
<b>Port</b>									
Marsa Maroc	3 949	3 592	9.9%	1 363	1 129	20.7%	817	666	22.6%
Managem	9 645	7 423	29.9%	1 993	1 317	51.3%	1 615	862	87.4%
<b>Mining</b>									
CMT	592	462	28.1%	296	190	55.7%	236	152	54.7%
SMI	798	689	15.8%	33	-68	MAD +101 Mn	35	-67	MAD +102 Mn
<b>IT</b>									
Disway	1 950	1 824	6.9%	122	169	-27.5%	85	108	-21.3%
Disty Technologies	497	456	8.9%	26	32	-18.0%	4	18	-77.4%
HPS	981	797	23.1%	163	144	13.2%	117	99	18.4%
Microdata	695	564	23.3%	104	77	35.7%	43	46	-6.5%
S2M	280	263	6.2%	22	59	-62.0%	20	3	MAD +18 Mn
Involys	40	36	9.9%	5	3	54.2%	-0.1	0.005	MAD 0 Mn
M2M Group	62	54	14.8%	-45	-29	MAD -17 Mn	34	-20	MAD +53 Mn
<b>Leasing</b>									
Maghrebail	441	363	21.4%	211	173	21.8%	119	99	20.1%
Maroc Leasing	334	371	-9.9%	154	149	2.9%	69	91	-24.1%
Salafin	399	389	2.6%	147	137	7.3%	86	85	1.2%
Eqdom	590	581	1.6%	174	111	57.4%	88	33	165.3%
Aradei Capital	486	421	15.4%	438	488	-10.2%	227	364	-34.0%
Akdital	1 035	770	34.4%	177	120	47.7%	88	48	82.3%
Sothema	2 302	2 056	12.0%	442	421	5.0%	267	279	-4.4%
Ennakl Automobiles	1 931	1 827	5.7%	216	147	46.2%	144	109	32.4%
Promopharm	705	630	11.8%	134	105	27.8%	75	69	9.1%
CTM	605	530	14.2%	6	25	-77.2%	35	35	0.7%
Maghreb Oxygène	291	274	6.2%	17	23	-26.2%	15	18	-15.1%
Timar	665	543	22.4%	30	28	6.0%	12	12	1.5%
Balima	49	47	3.9%	9	12	-20.5%	18	10	87.0%
Med Paper	135	79	70.6%	14	-3	MAD +16 Mn	7	9	-21.7%
<b>Others</b>									
Afric Industries	40	47	-14.9%	9	13	-30.6%	6	5	17.4%
Immorente Invest	67	70	-4.3%	19	23	-17.8%	8	4	121.0%
Fenie Brossette	569	532	7.0%	19	6	MAD +13 Mn	21	4	MAD +17 Mn
SRM	360	287	25.4%	6	5	28.7%	3	-1	MAD +4 Mn
Zellidja	569	536	6.2%	15	-22	MAD +37 Mn	8	-2	MAD +10 Mn
Rebab Company	0.03	0.05	-33.3%	-0.37	-0.27	MAD +0 Mn	-0.22	-4.12	MAD +4 Mn
Stroc Industrie	77	58	34.3%	1	-5	MAD +6 Mn	-15	-11	MAD -4 Mn
IB Maroc.com	NC	NC	-	NC	NC	-	NC	NC	-
Stokvis Nord Afrique	222	348	-36.2%	-46	6	MAD -51 Mn	-184	-29	MAD -154 Mn
Risma	1 037	525	97.5%	204	-84	MAD +288 Mn	152	-172	MAD +324 Mn
DLM	NC	NC	-	NC	NC	-	NC	NC	-





# CASABLANCA CLOSING

## EQUITY

### 2022 DIVIDENDS

Stock	DPS 2022	DPS 2021	Change	GM Date	Ex-Dividend Date	Date of payment
Addoha	-	-	-	27/06/2023		
AFMA	55	54	1,9%	15/06/2023	28/08/2023	06/09/2023
Afric Industries	20	22	-9,1%	20/06/2023	21/07/2023	31/07/2023
Afriquia Gaz	140	140	0,0%	08/05/2023	22/05/2023	31/05/2023
Agma	255	250	2,0%	24/05/2023	13/07/2023	27/07/2023
Akdital	3,25	2,00	62,5%	08/06/2023	28/07/2023	08/08/2023
Alliances	-	-	-	26/06/2023		
Aluminium du Maroc	70	110	-36,4%	22/06/2023	13/07/2023	25/07/2023
Aradei Capital	5,42	1,05	5,4%	09/05/2023	01/06/2023	12/06/2023
	13,78 [Extraordinary DPS]	17,17 [Extraordinary DPS]				
AtlantaSanad	5,5	5,2	5,8%	25/05/2023	12/06/2023	21/06/2023
Attijariwafa bank	15,5	15,0	3,3%	24/05/2023	03/07/2023	12/07/2023
Auto Hall	3,5	3,5	0,0%	31/05/2023	20/06/2023	03/07/2023
Auto Nejma	110	86	45,3%	07/04/2023	18/04/2023	28/04/2023
	15 [Extraordinary DPS]					
Balima	5,5	5	10,0%	20/06/2023	13/07/2023	27/07/2023
BCP	9,0	8,5	5,9%	27/06/2023	13/07/2023	26/07/2023
BOA	4	4	0,0%	20/06/2023	06/07/2023	17/07/2023
BMCI	18	10	80,0%	26/06/2023	13/07/2023	27/07/2023
Cartier Saada	-	-	-	06/09/2023		
Crédit du Maroc	27	26	4,2%	20/06/2023	13/07/2023	27/07/2023
CIH Bank	14,0	14	0,0%	15/06/2023	04/07/2023	13/07/2023
Cimar	60	95	-36,8%	30/05/2023	06/07/2023	17/07/2023
CMT	60	88	-31,8%	27/06/2023	23/08/2023	01/09/2023
Colorado	2	2	-1,5%	22/05/2023	09/06/2023	20/06/2023
Cosumar	7,0	6	16,7%	08/06/2023	06/07/2023	17/07/2023
CTM	25	22	13,6%	26/06/2023	14/09/2023	25/09/2023
Dari Couspate	85,0	95	-10,5%	23/06/2023	21/07/2023	31/07/2023
Delta Holding	1,4	1,3	7,7%	16/05/2023	11/07/2023	21/07/2023
Disty Technologies	10	15	-33,3%	15/06/2023	28/07/2023	08/08/2023
Disway	35	40	-53,3%	30/05/2023	22/06/2023	05/07/2023
		30 [Extraordinary DPS]				
Delattre Levivier Maroc	-	-	-			
Ennakl Automobiles	1,9	1,9	2,2%	25/04/2023	21/06/2023	04/07/2023
Egdom	55,0	40	37,5%	30/05/2023	20/06/2023	03/07/2023
Fenie Brossette	-	-	-	22/06/2023		
HPS	60,0	55	9,1%	22/06/2023	05/07/2023	14/07/2023
IB Maroc	-	-	-			
Immorante	1,0	5,5	0,0%	07/04/2023	18/04/2023	28/04/2023
	2,0				15/06/2023	26/06/2023
	1,0				18/09/2023	26/09/2023
	1,0				12/12/2023	21/12/2023
Involys	0,0	5,0	-	15/06/2023		
Jet Contractors	-	-	-	19/03/2023		
Label Vie	86,38	70,4	-38,1%	15/06/2023	03/07/2023	12/07/2023
		69,1 [Extraordinary DPS]				
LafargeHolcim Maroc	66	66	0,0%	27/06/2023	13/07/2023	27/07/2023
Lesieur	4,5	3,5	28,6%	10/05/2023	06/07/2023	14/07/2023
M2M Group	-	-	-	21/06/2023		
Maghreb Oxygène	4,0	4,0	0,0%	18/04/2023	02/05/2023	11/05/2023
Maghrébail	50	50	0,0%	09/05/2023	04/07/2023	13/07/2023
Managem	30	20	50,0%	31/05/2023	06/07/2023	14/07/2023
Maroc Leasing	14	14	0,0%	26/06/2023	15/09/2023	26/09/2023
IAM	2,19	4,78	-54,2%	31/03/2023	06/09/2023	15/09/2023
Marsa Maroc	8,0	7,2	11,1%	20/06/2023	13/07/2023	26/07/2023
Med Paper	-	-	-	26/06/2023		
Microdata	25	27	-7,4%	21/06/2023	12/07/2023	24/07/2023
Mutandis	8,5	8,5	0,0%	03/04/2023	20/06/2023	03/07/2023
TGCC	6,0	5,5	9,1%	20/06/2023	25/07/2023	03/08/2023
Oulmès	16,5	12,0	37,5%	18/05/2023	19/06/2023	28/06/2023
Promopharm	40	40	0,0%	21/06/2023	11/09/2023	20/09/2023
RDS	-	-	-	27/06/2023		
Rebab Company	-	-	-	26/06/2023		
Risma	-	-	-	13/06/2023		
S2M	-	-	-	22/06/2023		
SANLAM Maroc	36	35	2,9%	10/05/2023	22/08/2023	31/08/2023
Salafin	13,50	26,55	-48,1%	09/05/2023	22/05/2023	31/05/2023
	13,50 [Extraordinary DPS]	25,45 [Extraordinary DPS]				
SBM	145,5	113,0	28,8%	09/05/2023	06/06/2023	15/06/2023
SMI	-	-	-	31/05/2023		
SNEP	16	20	-20,0%	27/06/2023	14/09/2023	25/09/2023
Sonasid	30	38	-21,1%	22/06/2023	21/07/2023	31/07/2023
Sothema	25	25	0,0%	25/05/2023	03/07/2023	11/07/2023
SRM	-	-	-	20/06/2023		
Stokvis	-	-	-	15/06/2023		
Stroc Industrie	-	-	-	19/05/2023		
Taq Morocco	35	35	0,0%	23/05/2023	13/09/2023	22/09/2023
Timar	0	8	-	22/06/2023		
TotalEnergies Marketing Maroc	56	56	-	01/06/2023	19/06/2023	27/06/2023

#### Attijari Global Research

Mahat Zerhouni  
+212 529 03 68 16  
m.zerhouni@attijari.ma

#### Attijari Intermédiation

Anis Hares  
+212 529 03 68 34  
Alae Yahya  
+212 529 03 68 15  
Sofia Mohcine  
+212 522 49 59 52  
Mehdi Benchekroun  
+212 5 29 03 68 14



Attijari  
Global Research