

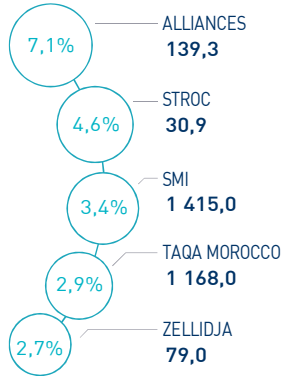
# CASABLANCA CLOSING EQUITY

## MARKET INSIGHT

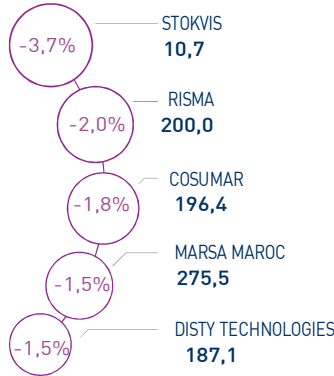
<b>  MASI  </b> 12 280 pts	<b>  MSI20  </b> 1 003 pts	<b>  CAPI  </b> 636 MAD Bn	<b>  VOLUME  </b> 136 MAD Mn
↗ Daily 0,41%	↗ Daily 0,39%	↗ High 636	MC 136
↗ YTD 1,55%	↗ YTD 1,37%	↘ Low 628	MB -

## THE DAY IN REVIEW

### TOP PERFORMERS



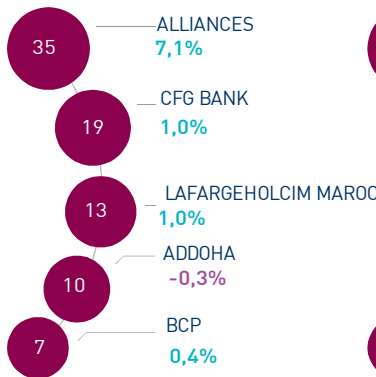
### BOTTOM PERFORMERS



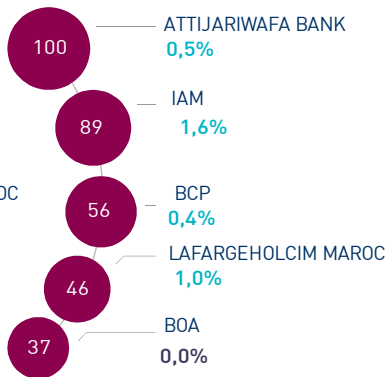
At the end of this trading session, the MASI index increased by +0.41% at 12,280 points.

Alliances topped the highest increase recording a gain of +7.1%. In the opposite, Stokvis dropped by -3.7%, i.e. the strongest decline of this trading session.

### MOST ACTIVE (MAD Mn)



### LARGEST CAP (MAD Bn)



Volume traded on the central market reached MAD 136 Mn.

This was mainly driven by Alliances which monopolized almost 25% of the total flow.

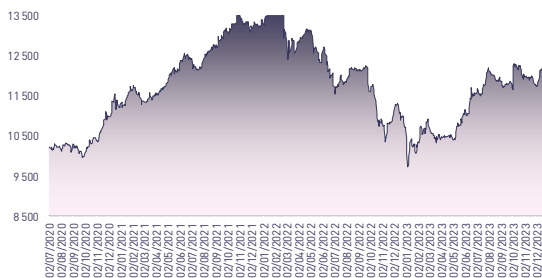
### Attijari Global Research

Mahat Zerhouni  
+212 529 03 68 16  
m.zerhouni@attijari.ma

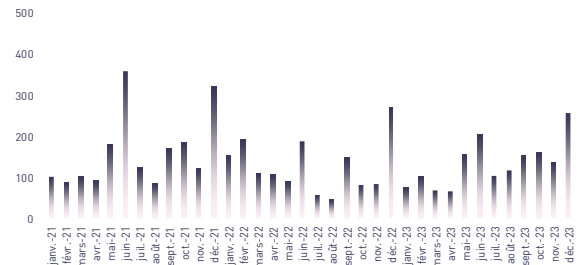
### Attijari Intermédiation

Anis Hares  
+212 529 03 68 34  
Alae Yahya  
+212 529 03 68 15  
Sofia Mohcine  
+212 529 03 68 21

## MASI INDEX EVOLUTION (pts)



## ADV- MONTHLY BASIS VOLUME (MAD Mn)



## KEY ECONOMIC RELEASES/EVENTS OVER THE WEEK

### | Jan. 4<sup>th</sup> | 2024

In 2023, national cement sales stood at 12,486,732 tons, recording a slight increase of 0.2% compared to 2022.

### | Jan. 3<sup>rd</sup> | 2024

The results of Bank Al-Maghrib's monthly economic survey show an improvement in production and sales during the month of November 2023.

### | Jan. 2<sup>nd</sup> | 2024

At the end of November 2023, the net outstanding of bank loans amounted to MAD 1,078.7 Bn, down -0.3% compared to October 2023 and 5.3% y-o-y.

### | Jan. 2<sup>nd</sup> | 2024

According to HCP, the growth rate of the Moroccan economy reached 2.8% y-o-y in Q3 2023.



# CASABLANCA CLOSING

## EQUITY

### DAILY STOCK ON JANUARY 4<sup>th</sup>, 2024

04/01/2024	Close	Day	YTD	Max 2024	Min 2024	Quantity	P/E 22R	P/B 22R	D/Y 22R
Addoha	15,10	-0,33%	5,37%	15,15	14,83	672 872	N.S	0,7	0,0%
AFMA	1 200,0	0,00%	0,00%	1 200,0	1 200,0	4	20,2	26,2	4,6%
Afric Industries	325,0	0,00%	-2,97%	335,0	325,0	16	15,3	2,1	6,2%
Afrikaia Gaz	3 980,0	0,38%	-0,50%	4 000,0	3 965,0	11	26,5	4,6	3,5%
Agma	6 999,0	1,43%	9,70%	6 999,0	6 760,0	1	24,6	11,3	3,7%
Akdital	498,0	0,38%	0,40%	498,0	496,1	2 257	N.S	5,0	0,7%
Alliances	139,25	7,12%	20,56%	139,25	123,50	258 014	17,2	1,0	0,0%
Aluminium du Maroc	1 359,0	-0,73%	-0,73%	1 369,0	1 359,0	504	N.S	2,3	5,2%
Aradei Capital	445,0	-0,89%	0,00%	449,0	445,0	15 077	22,0	1,1	4,3%
AtlantaSanad	127,0	1,56%	-0,04%	127,0	125,0	100	18,5	3,5	4,3%
Attijariwafa bank	467,6	0,52%	1,65%	467,6	462,5	14 385	16,6	1,8	3,3%
Auto Hall	67,01	0,12%	-1,09%	67,01	66,93	3 258	33,7	2,0	5,2%
Auto Nejma	2 470,0	0,00%	0,00%	2 470,0	2 470,0	0	13,5	2,3	5,1%
Balima	185,0	0,00%	0,00%	185,0	185,0	0	17,5	2,6	3,0%
BCP	276,0	0,36%	0,36%	277,0	275,0	25 820	20,4	1,5	3,3%
BoA	180,0	0,00%	0,28%	180,0	180,0	627	16,6	1,5	2,2%
BMCI	560,0	0,38%	3,70%	560,0	548,8	2 015	32,5	1,0	3,2%
Cartier Saada	22,00	0,00%	0,00%	22,01	22,00	362	38,6	0,8	0,0%
CFG Bank	149,5	0,98%	5,65%	149,5	146,0	126 960	31,9	3,1	1,6%
CIH	350,0	0,72%	-0,44%	350,0	347,5	1 106	16,0	1,6	4,0%
Cimar	1 677,0	-0,24%	-0,18%	1 681,0	1 677,0	49	26,7	7,3	3,6%
CMT	1 198,0	-0,17%	9,91%	1 200,0	1 195,0	2 901	8,6	2,9	5,0%
Colorado	46,70	-0,13%	0,43%	46,90	46,70	705	21,3	2,4	4,3%
Cosumar	196,4	-1,83%	0,69%	200,0	195,9	18 390	22,5	3,3	3,6%
Crédit du Maroc	797,0	0,00%	0,00%	797,0	797,0	0	21,5	1,4	3,4%
CTM	572,0	0,00%	0,33%	572,0	570,1	0	19,8	2,4	4,4%
Dari Couspate	3 200,0	0,00%	0,00%	3 200,0	3 200,0	0	N.S	2,8	2,7%
Delattre Levivier	40,00	0,00%	0,00%	40,00	40,00	0	N.S	N.S	0,0%
Delta Holding	36,36	-1,46%	2,42%	36,90	36,00	10	19,2	1,4	3,9%
Diac Salaf	26,25	0,00%	0,00%	26,25	26,25	0	N.S	N.S	0,0%
Disty Technologies	187,1	-1,53%	-2,25%	190,0	187,0	70	N.S	1,1	5,3%
Disway	682,0	0,00%	4,92%	682,0	681,5	0	15,2	1,9	5,1%
Ennaki	31,64	-0,03%	2,06%	31,65	31,49	49	6,6	1,4	5,8%
Eqdom	1 000,0	1,01%	1,30%	1 000,0	990,0	3 000	18,9	1,1	5,5%
Fenie Brossette	96,89	-0,09%	2,72%	96,98	96,89	2	6,8	1,1	0,0%
HPS	622,0	0,31%	0,00%	622,0	620,1	1 104	39,3	7,1	1,0%
IAM	101,7	1,65%	1,70%	101,7	99,3	30 727	15,4	6,4	2,2%
IB Maroc	20,70	0,00%	0,00%	20,70	20,70	0	N.S	N.S	0,0%
Immorente	95,1	-0,40%	2,28%	95,5	94,8	124	N.S	1,2	5,8%
Involys	87,5	-0,51%	-0,57%	88,0	87,5	35	N.S	0,4	0,0%
Jet Contractors	255,0	-0,20%	0,00%	256,0	255,0	2 255	31,1	0,8	0,0%
Label Vie	4 200,0	0,00%	0,00%	4 200,0	4 200,0	391	16,2	4,3	2,1%
LafargeHolcim Maroc	1 969,0	0,97%	2,55%	1 969,0	1 920,0	6 810	33,2	4,1	3,4%
Lesieur	270,0	0,00%	0,00%	270,0	270,0	110	36,2	4,0	1,7%
M2M Group	619,0	0,00%	0,00%	619,0	619,0	0	11,9	3,1	0,0%
Maghreb Oxygène	229,0	-0,43%	-0,43%	230,0	229,0	5	12,2	0,6	1,7%
Maghrébaïl	910,0	0,00%	0,00%	910,0	910,0	0	10,6	1,2	5,5%
Managem	1 904,0	1,66%	8,18%	1 904,0	1 840,0	828	11,8	2,5	1,6%
Maroc Leasing	360,0	0,00%	0,00%	360,0	360,0	0	14,5	1,0	3,9%
Marsa Maroc	275,5	-1,54%	-0,90%	279,8	275,0	7 654	24,8	9,0	2,9%
Med Paper	19,80	-0,55%	-3,37%	20,10	19,80	13 938	12,7	4,6	0,0%
Microdata	608,0	1,33%	1,33%	608,0	600,0	130	24,0	6,1	4,1%
Mutandis	254,0	0,00%	1,60%	254,0	248,0	6 775	23,6	2,4	3,3%
Outmès	1 349,0	0,00%	0,00%	1 349,0	1 349,0	0	43,9	4,0	1,2%
Promopharm	985,0	-1,50%	-1,50%	1 000,0	985,0	17	13,1	2,1	4,1%
Rebab	83,81	0,00%	0,00%	83,81	83,81	0	N.S	0,6	0,0%
RDS	22,55	0,31%	3,92%	22,55	22,48	14 335	N.S	0,1	0,0%
Risma	200,0	-1,96%	-3,38%	207,0	200,0	19 551	18,8	2,7	0,0%
S2M	180,0	0,00%	0,00%	180,0	180,0	245	7,2	2,9	0,0%
SANLAM Maroc	1 300,0	0,78%	0,08%	1 300,0	1 290,0	2	N.S	1,1	2,7%
Salafin	544,0	0,00%	4,62%	544,0	520,0	0	19,8	2,0	5,0%
Samir	127,8	0,00%	0,00%	127,8	127,8	0	N.S	N.S	0,0%
SBM	2 335,0	0,09%	3,46%	2 335,0	2 202,0	1	16,6	4,3	6,2%
SMI	1 415,0	3,36%	6,95%	1 415,0	1 333,0	1 035	N.S	2,0	0,0%
SNEP	489,0	0,41%	-0,20%	489,5	487,0	168	13,5	1,5	3,3%
Sonacid	670,0	-0,30%	1,52%	672,0	668,0	661	30,4	1,4	4,5%
Sothema	987,0	-0,60%	3,79%	993,0	987,0	40	26,7	5,0	2,5%
SRM	117,8	0,00%	-1,67%	117,8	117,8	0	14,0	0,2	0,0%
Stokvis	10,67	-3,70%	-2,11%	11,08	10,67	1 169	N.S	N.S	0,0%
Stroc Industrie	30,85	4,58%	7,42%	30,85	29,01	3	N.S	N.S	0,0%
TAQA Morocco	1 168,0	2,91%	6,18%	1 168,0	1 100,0	1 166	21,1	4,4	3,0%
TGCC	188,0	-0,16%	1,08%	190,0	188,0	19 499	24,2	4,6	3,2%
Timar	600,0	0,00%	0,00%	600,0	600,0	0	14,5	1,2	0,0%
Total Maroc	1 175,0	0,00%	1,29%	1 175,0	1 170,0	50	21,6	3,8	4,8%
UNIMER	177,0	0,00%	0,00%	177,0	177,0	0	44,0	1,8	0,6%
Wafa Assurance	4 000,0	0,00%	0,00%	4 000,0	4 000,0	40	18,0	1,7	3,3%
Zellidja	78,95	2,67%	12,46%	78,95	74,00	11	5,8	0,8	0,0%
MASI	12 280,0	0,41%	1,55%	12 280,0	12 141,7	-	19,9	3,6	2,9%

Multiples reflect 2022 realized results reported to the current stock market capitalization



Attijari  
Global Research



# CASABLANCA CLOSING

## EQUITY

### FY 2022 FINANCIAL FIGURES

	Turnover			EBIT			Net Income (Group Share)			
	MAD Mn	2022	2021	Change	2022	2021	Change	2022	2021	Change
Maroc Telecom		35 731	35 790	-0,2%	11 468	11 586	-1,0%	5 820	6 014	-3,2%
Cosumar		10 433	9 113	14,5%	1 294	1 408	-8,1%	826	763	8,2%
SBM		2 910	2 697	7,9%	647	542	19,3%	399	335	19,1%
Lesieur Cristal		6 897	4 863	41,8%	463	309	49,8%	206	140	47,1%
Mutandis		2 329	1 685	38,2%	175	133	31,7%	100	60	66,0%
Dari Couspate		782	698	12,0%	12	67	-82,1%	20	42	-52,8%
Oulmès		2 196	1 734	26,6%	117	121	-3,8%	61	41	49,1%
Unimer		1 368	1 026	33,3%	74	-7	MAD +80 Mn	46	-94	MAD +140 Mn
Attijariwafa bank		26 313	24 380	7,9%	11 399	9 484	20,2%	6 065	5 144	17,9%
BOA		15 624	14 607	7,0%	4 697	3 726	26,1%	2 305	2 007	14,8%
BCP		20 609	20 087	2,6%	5 582	4 526	23,3%	2 750	1 765	55,8%
Crédit du Maroc		2 569	2 460	4,4%	759	1 061	-28,5%	404	627	-35,6%
CIH Bank		3 518	3 107	13,2%	1 067	932	14,4%	669	603	11,0%
BMCI		3 054	3 044	0,3%	420	338	24,2%	229	194	17,8%
SANLAM Maroc		5 955	5 621	5,9%	-205	994	MAD -1199 Mn	-70	607	MAD -677 Mn
Wafa Assurance		11 639	9 785	18,9%	1 092	485	125,3%	776	424	83,0%
AtlantaSanad		5 465	5 478	-0,2%	731	659	10,9%	414	417	-0,7%
AFMA		244	222	9,8%	100	93	6,8%	59	58	2,5%
AGMA		152	141	7,5%	83	79	5,0%	57	52	9,4%
TGCC		5 178	3 626	42,8%	399	364	9,6%	245	236	3,9%
Delta Holding		2 792	2 538	10,0%	312	261	19,6%	166	172	-3,4%
SNEP		1 107	1 083	2,3%	173	213	-18,7%	87	126	-31,1%
Sonasid		4 888	4 494	8,8%	163	167	-2,4%	86	108	-20,3%
Colorado		610	574	6,2%	60	55	8,4%	35	33	6,6%
Aluminium du Maroc		1 419	1 172	21,0%	123	128	-3,8%	5	18	-75,3%
Jet Contractors		1 800	1 680	7,1%	129	106	21,6%	25	11	129,7%
LafargeHolcim Maroc		7 985	8 195	-2,6%	2 696	3 496	-22,9%	1 392	2 010	-30,8%
Ciments du Maroc		4 068	4 146	-1,9%	1 327	1 620	-18,1%	905	1 197	-24,4%
Alliances		1 604	1 414	13,4%	321	260	23,6%	178	119	49,5%
RDS		543	776	-30,0%	-26	49	MAD -75 Mn	-61	-17	MAD -44 Mn
Addoha		1 378	1 197	15,1%	127	-144	MAD +270 Mn	38	-88	MAD +126 Mn
Taqi Morocco		13 604	7 812	74,1%	2 913	2 431	19,8%	1 303	1 005	29,6%
TotalEnergies Marketing Maroc		19 719	12 870	53,2%	730	1 311	-44,3%	488	935	-47,8%
Afriquia Gaz		9 510	7 132	33,3%	882	681	29,4%	517	504	2,6%
Label Vie		13 947	11 758	18,6%	752	631	19,2%	748	407	83,8%
Auto Hall		4 831	5 084	-5,0%	259	460	-43,7%	100	264	-62,1%
Auto Nejma		2 101	2 319	-9,4%	287	225	27,5%	187	146	28,5%
Marsa Maroc		3 949	3 592	9,9%	1 363	1 129	20,7%	817	666	22,6%
Managem		9 645	7 423	29,9%	1 993	1 317	51,3%	1 615	862	87,4%
CMT		592	462	28,1%	296	190	55,7%	236	152	54,7%
SMI		798	689	15,8%	33	-68	MAD +101 Mn	35	-67	MAD +102 Mn
Disway		1 950	1 824	6,9%	122	169	-27,5%	85	108	-21,3%
Disty Technologies		497	456	8,9%	26	32	-18,0%	4	18	-77,4%
HPS		981	797	23,1%	163	144	13,2%	117	99	18,4%
Microdata		695	564	23,3%	104	77	35,7%	43	46	-6,5%
S2M		280	263	6,2%	22	59	-62,0%	20	3	MAD +18 Mn
Involys		40	36	9,9%	5	3	54,2%	-0,1	0,005	MAD 0 Mn
M2M Group		62	54	14,8%	-45	-29	MAD -17 Mn	34	-20	MAD +53 Mn
Maghrebail		441	363	21,4%	211	173	21,8%	119	99	20,1%
Maroc Leasing		334	371	-9,9%	154	149	2,9%	69	91	-24,1%
Salafin		399	389	2,6%	147	137	7,3%	86	85	1,2%
Eqdom		590	581	1,6%	174	111	57,4%	88	33	165,3%
Aradei Capital		486	421	15,4%	438	488	-10,2%	227	344	-34,0%
Akdital		1 035	770	34,4%	177	120	47,7%	88	48	82,3%
Sothema		2 302	2 056	12,0%	442	421	5,0%	267	279	-4,4%
Ennaki Automobiles		1 931	1 827	5,7%	216	147	46,2%	144	109	32,4%
Promopharm		705	630	11,8%	134	105	27,8%	75	69	9,1%
CTM		605	530	14,2%	6	25	-77,2%	35	35	0,7%
Maghreb Oxygène		291	274	6,2%	17	23	-26,2%	15	18	-15,1%
Timar		665	543	22,4%	30	28	6,0%	12	12	1,5%
Balima		49	47	3,9%	9	12	-20,5%	18	10	87,0%
Med Paper		135	79	70,6%	14	-3	MAD +16 Mn	7	9	-21,7%
Afric Industries		40	47	-14,9%	9	13	-30,6%	6	5	17,4%
Immorente Invest		67	70	-4,3%	19	23	-17,8%	8	4	121,0%
Fenie Brossette		569	532	7,0%	19	6	MAD +13 Mn	21	4	MAD +17 Mn
SRM		360	287	25,4%	6	5	28,7%	3	-1	MAD +4 Mn
Zellidja		569	536	6,2%	15	-22	MAD +37 Mn	8	-2	MAD +10 Mn
Rebab Company		0,03	0,05	-33,3%	-0,37	-0,37	MAD +0 Mn	-0,22	-4,12	MAD +4 Mn
Stroc Industrie		77	58	34,3%	1	-5	MAD +6 Mn	-15	-11	MAD -4 Mn
IB Maroc.com		NC	NC	-	NC	NC	-	NC	NC	-
Stokvis Nord Afrique		222	348	-36,2%	-46	6	MAD -51 Mn	-184	-29	MAD -154 Mn
Risma		1 037	525	97,5%	204	-84	MAD +288 Mn	152	-172	MAD +324 Mn
DLM		NC	NC	-	NC	NC	-	NC	NC	-





# CASABLANCA CLOSING

## EQUITY

### 2022 DIVIDENDS

Stock	DPS 2022	DPS 2021	Change	GM Date	Ex-Dividend Date	Date of payment
Addoha	-	-	-	27/06/2023		
AFMA	55	54	1,9%	15/06/2023	28/08/2023	06/09/2023
Afric Industries	20	22	-9,1%	20/06/2023	21/07/2023	31/07/2023
Afriquia Gaz	140	140	0,0%	08/05/2023	22/05/2023	31/05/2023
Agma	255	250	2,0%	24/05/2023	13/07/2023	27/07/2023
Akdital	3,25	2,00	62,5%	08/06/2023	28/07/2023	08/08/2023
Alliances	-	-	-	26/06/2023		
Aluminium du Maroc	70	110	-36,4%	22/06/2023	13/07/2023	25/07/2023
Aradei Capital	5,42	1,05		09/05/2023	01/06/2023	12/06/2023
	13,78 [Extraordinary DPS]	17,17 [Extraordinary DPS]	5,4%			
AtlantaSanad	5,5	5,2	5,8%	25/05/2023	12/06/2023	21/06/2023
Attijariwafa bank	15,5	15,0	3,3%	24/05/2023	03/07/2023	12/07/2023
Auto Hall	3,5	3,5	0,0%	31/05/2023	20/06/2023	03/07/2023
Auto Nejma	110	86	45,3%	07/04/2023	18/04/2023	28/04/2023
	15 [Extraordinary DPS]					
Balima	5,5	5	10,0%	20/06/2023	13/07/2023	27/07/2023
BCP	9,0	8,5	5,9%	27/06/2023	13/07/2023	26/07/2023
BOA	4	4	0,0%	20/06/2023	06/07/2023	17/07/2023
BMCI	18	10	80,0%	26/06/2023	13/07/2023	27/07/2023
Cartier Saada	-	-	-	06/09/2023		
Crédit du Maroc	27	26	4,2%	20/06/2023	13/07/2023	27/07/2023
CIH Bank	14,0	14	0,0%	15/06/2023	04/07/2023	13/07/2023
Cimar	60	95	-36,8%	30/05/2023	06/07/2023	17/07/2023
CMT	60	88	-31,8%	27/06/2023	23/08/2023	01/09/2023
Colorado	2	2	-1,5%	22/05/2023	09/06/2023	20/06/2023
Cosumar	7,0	6	16,7%	08/06/2023	06/07/2023	17/07/2023
CTM	25	22	13,6%	26/06/2023	14/09/2023	25/09/2023
Dari Couspate	85,0	95	-10,5%	23/06/2023	21/07/2023	31/07/2023
Delta Holding	1,4	1,3	7,7%	16/05/2023	11/07/2023	21/07/2023
Disty Technologies	10	15	-33,3%	15/06/2023	28/07/2023	08/08/2023
Disway	35	40	-53,3%	30/05/2023	22/06/2023	05/07/2023
		30 [Extraordinary DPS]				
Delattre Levivier Maroc	-	-	-			
Ennaki Automobiles	1,9	1,9	2,2%	25/04/2023	21/06/2023	04/07/2023
Eqdom	55,0	40	37,5%	30/05/2023	20/06/2023	03/07/2023
Fenie Brossette	-	-	-	22/06/2023		
HPS	60,0	55	9,1%	22/06/2023	05/07/2023	14/07/2023
IB Maroc	-	-	-			
Immorrente	1,0	5,5	0,0%	07/04/2023	18/04/2023	28/04/2023
	2,0				15/06/2023	26/06/2023
	1,0				18/09/2023	26/09/2023
	1,0				12/12/2023	21/12/2023
Involys	0,0	5,0	-	15/06/2023		
Jet Contractors	-	-	-	19/03/2023		
Label Vie	86,38	70,4		15/06/2023	03/07/2023	12/07/2023
		69,1 [Extraordinary DPS]	-38,1%			
LafargeHolcim Maroc	66	66	0,0%	27/06/2023	13/07/2023	27/07/2023
Lesieur	4,5	3,5	28,6%	10/05/2023	06/07/2023	14/07/2023
M2M Group	-	-	-	21/06/2023		
Maghreb Oxygène	4,0	4,0	0,0%	18/04/2023	02/05/2023	11/05/2023
Maghrébail	50	50	0,0%	09/05/2023	04/07/2023	13/07/2023
Managem	30	20	50,0%	31/05/2023	06/07/2023	14/07/2023
Maroc Leasing	14	14	0,0%	26/06/2023	15/09/2023	26/09/2023
IAM	2,19	4,78	-54,2%	31/03/2023	06/09/2023	15/09/2023
Marsa Maroc	8,0	7,2	11,1%	20/06/2023	13/07/2023	26/07/2023
Med Paper	-	-	-	26/06/2023		
Microdata	25	27	-7,4%	21/06/2023	12/07/2023	24/07/2023
Mutandis	8,5	8,5	0,0%	03/04/2023	20/06/2023	03/07/2023
TGCC	6,0	5,5	9,1%	20/06/2023	25/07/2023	03/08/2023
Outmès	16,5	12,0	37,5%	18/05/2023	19/06/2023	28/06/2023
Promopharm	40	40	0,0%	21/06/2023	11/09/2023	20/09/2023
RDS	-	-	-	27/06/2023		
Rebab Company	-	-	-	26/06/2023		
Risma	-	-	-	13/06/2023		
S2M	-	-	-	22/06/2023		
SANLAM Maroc	36	35	2,9%	10/05/2023	22/08/2023	31/08/2023
Salafin	13,50	26,55	-48,1%	09/05/2023	22/05/2023	31/05/2023
	13,50 [Extraordinary DPS]	25,45 [Extraordinary DPS]				
SBM	145,5	113,0	28,8%	09/05/2023	06/06/2023	15/06/2023
SMI	-	-	-	31/05/2023		
SNEP	16	20	-20,0%	27/06/2023	14/09/2023	25/09/2023
Sonasis	30	38	-21,1%	22/06/2023	21/07/2023	31/07/2023
Sothema	25	25	0,0%	25/05/2023	03/07/2023	11/07/2023
SRM	-	-	-	20/06/2023		
Stokvis	-	-	-	15/06/2023		
Stroc Industrie	-	-	-	19/05/2023		
Taqi Morocco	35	35	0,0%	23/05/2023	13/09/2023	22/09/2023
Timar	0	8	-	22/06/2023		
TotalEnergies Marketing Maroc	56	56	-	01/06/2023	19/06/2023	27/06/2023
Unimer	1	-	-	22/06/2023	13/09/2022	22/09/2023
Wafa Assurance	130	120	8,3%	10/05/2023	08/06/2023	19/06/2023
Zellidja	-	-	-	26/06/2023		

#### Attijari Global Research

Mahat Zerhouni  
+212 529 03 68 16  
m.zerhouni@attijari.ma

#### Attijari Intermédiation

Anis Hares  
+212 529 03 68 34  
Alae Yahya  
+212 529 03 68 15  
Sofia Mohcine  
+212 522 49 59 52



Attijari  
Global Research