

CASABLANCA CLOSING EQUITY

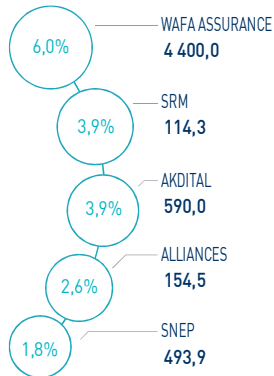
30 JANUARY 2024

MARKET INSIGHT

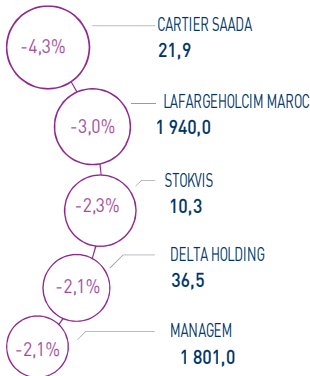
| | | | | | | | |
|-----------------|-------------------|-------------------|------------------|-----------------|-------------------|-------------------|-------------------|
| MASI | 12 445 pts | MASI20 | 1 011 pts | CAPI | 643 MAD Bn | VOLUME | 324 MAD Mn |
| ↘ Daily | -0,10% | ↘ Daily | -0,23% | ↗ High | 661 | MC | 324 |
| ↗ YTD | 2,92% | ↗ YTD | 2,18% | ↘ Low | 628 | MB | - |

THE DAY IN REVIEW

TOP PERFORMERS



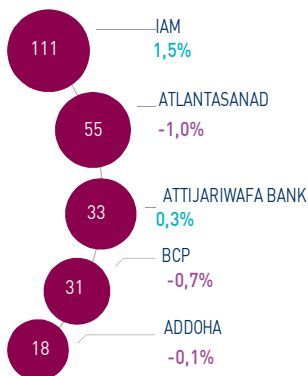
BOTTOM PERFORMERS



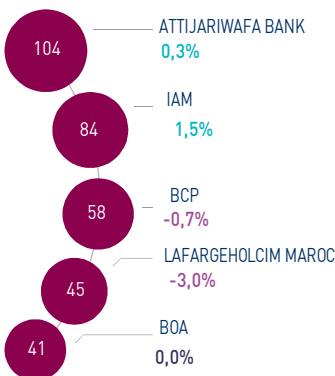
At the end of this trading session, the MASI index decreased by -0.10% at 12,445 points. In this context, the annual performance of the market settled at +2.92%.

Wafa Assurance topped the highest increases recording a gain of 6.0%. In the opposite, Cartier Saada dropped by -4.3%, i.e. the strongest decline of this trading session.

MOST ACTIVE (MAD Mn)



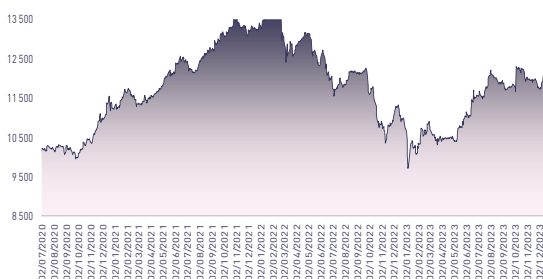
LARGEST CAP (MAD Bn)



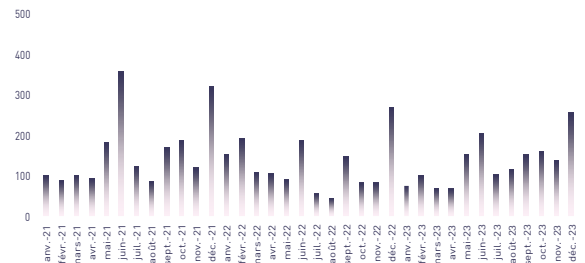
Volume on the central market reached MAD 324 Mn.

This was mainly driven by IAM, AtlantaSanad and Attijariwafa bank which monopolized almost 61% of the total flow.

MASI INDEX EVOLUTION (pts)



ADV- MONTHLY BASIS VOLUME (MAD Mn)



KEY ECONOMIC RELEASES/EVENTS OVER THE WEEK

| Jan. 30th | 2024

Maroc Telecom announces that the Rabat Commercial Court ordered it to pay compensation of MAD 6.4 Bn to Wana Corporate for unfair competition practices.

| Jan. 29th | 2024

Following its meeting held on Thursday January 25th 2024, the National Investment Commission approved 42 new projects, for a total budget of MAD 7.4 Bn.

| Jan. 12th | 2024

According to the Moroccan Office of Industrial and Commercial Property, 86,427 new companies were created during the first 11 months of 2023 compared to 85,971 a year earlier.

| Jan. 26th | 2024

Over the whole year of 2023, tourist arrivals in Morocco reached 14.5 million tourists. This is an increase of 34% compared to 2022 and 12% compared to 2019.

Attijari Global Research

Mahat Zerhouni
+212 529 03 68 16
m.zerhouni@attijari.ma

Attijari Intermédiation

Anis Hares
+212 529 03 68 34
Alae Yahya
+212 529 03 68 15
Sofia Mohcine
+212 529 03 68 21



Attijari
Global Research



CASABLANCA CLOSING

EQUITY



DAILY STOCK ON JANUARY 30th, 2024

| 30/01/2024 | Close | Day | YTD | Max 2024 | Min 2024 | Quantity | P/E 22R | P/B 22R | D/Y 22R |
|---------------------|----------|--------|--------|----------|----------|-----------|---------|---------|---------|
| Addoha | 16,00 | -0,06% | 11,65% | 16,89 | 14,83 | 1 103 117 | N.S | 0,7 | 0,0% |
| AFMA | 1 208,0 | -0,17% | 0,67% | 1 224,0 | 1 200,0 | 1 | 20,4 | 26,4 | 4,6% |
| Afric Industries | 320,0 | 0,00% | -4,46% | 335,0 | 320,0 | 29 | 15,1 | 2,1 | 6,3% |
| Afriquia Gaz | 4 000,0 | 0,00% | 0,00% | 4 150,0 | 3 950,0 | 0 | 26,6 | 4,6 | 3,5% |
| Agma | 6 884,0 | -0,07% | 7,90% | 7 000,0 | 6 581,0 | 3 | 24,2 | 11,1 | 3,8% |
| Akdital | 590,0 | 3,89% | 18,95% | 590,0 | 496,1 | 20 935 | N.S | 6,0 | 0,6% |
| Alliances | 154,50 | 2,59% | 33,77% | 156,00 | 123,50 | 36 427 | 19,1 | 1,1 | 0,0% |
| Aluminium du Maroc | 1 364,0 | 0,00% | -0,37% | 1 369,0 | 1 320,0 | 0 | N.S | 2,3 | 5,1% |
| Aradei Capital | 494,0 | 0,61% | 11,01% | 494,0 | 441,0 | 83 | 24,4 | 1,2 | 3,9% |
| AtlantaSanad | 124,7 | -0,95% | -1,85% | 127,0 | 122,1 | 440 216 | 18,2 | 3,4 | 4,4% |
| Attijariwafa bank | 482,0 | 0,31% | 4,78% | 486,6 | 462,5 | 67 735 | 17,1 | 1,9 | 3,2% |
| Auto Hall | 67,12 | -1,29% | -0,93% | 68,90 | 66,93 | 6 496 | 33,7 | 2,0 | 5,2% |
| Auto Nejma | 2 300,0 | 0,00% | -6,88% | 2 470,0 | 2 300,0 | 0 | 12,6 | 2,1 | 5,4% |
| Balima | 201,0 | 0,00% | 8,65% | 201,0 | 185,0 | 0 | 19,0 | 2,8 | 2,7% |
| BCP | 286,0 | -0,69% | 4,00% | 295,1 | 275,0 | 108 376 | 21,1 | 1,6 | 3,1% |
| BoA | 193,0 | 0,00% | 7,52% | 195,5 | 180,0 | 22 626 | 17,8 | 1,6 | 2,1% |
| BMCI | 554,5 | 0,00% | 2,69% | 577,0 | 548,8 | 0 | 32,2 | 1,0 | 3,2% |
| Cartier Saada | 21,86 | -4,33% | -0,64% | 22,87 | 21,82 | 625 | 38,4 | 0,8 | 0,0% |
| CFG Bank | 150,9 | -0,76% | 6,64% | 157,0 | 146,0 | 23 345 | 32,2 | 3,1 | 1,6% |
| CIH | 336,0 | 0,00% | -4,42% | 350,0 | 333,0 | 30 377 | 15,3 | 1,6 | 4,2% |
| Cimar | 1 720,0 | 1,18% | 2,38% | 1 750,0 | 1 677,0 | 3 210 | 27,4 | 7,5 | 3,5% |
| CMT | 988,0 | -0,70% | -9,36% | 1 200,0 | 988,0 | 390 | 7,1 | 2,4 | 6,1% |
| Colorado | 45,75 | -0,31% | -1,61% | 47,09 | 45,50 | 8 173 | 20,9 | 2,3 | 4,4% |
| Cosumar | 187,0 | -1,06% | -4,10% | 200,0 | 187,0 | 39 588 | 21,4 | 3,1 | 3,7% |
| Crédit du Maroc | 859,0 | 0,00% | 7,78% | 859,0 | 797,0 | 0 | 23,1 | 1,5 | 3,1% |
| CTM | 598,0 | 0,00% | 4,89% | 599,0 | 570,1 | 25 | 20,7 | 2,5 | 4,2% |
| Dari Couspate | 3 391,0 | 0,00% | 5,97% | 3 391,0 | 3 200,0 | 0 | N.S | 3,0 | 2,5% |
| Delattre Levivier | 40,00 | 0,00% | 0,00% | 40,00 | 40,00 | 0 | N.S | N.S | 0,0% |
| Delta Holding | 36,50 | -2,14% | 2,82% | 37,39 | 36,00 | 4 299 | 19,2 | 1,4 | 3,8% |
| Diac Salaf | 26,25 | 0,00% | 0,00% | 26,25 | 26,25 | 0 | N.S | N.S | 0,0% |
| Disty Technologies | 202,0 | -0,02% | 5,51% | 202,7 | 187,0 | 494 | N.S | 1,2 | 5,0% |
| Disway | 734,0 | 0,82% | 12,92% | 734,0 | 672,0 | 341 | 16,4 | 2,1 | 4,8% |
| Ennaki | 32,49 | -0,95% | 4,81% | 32,80 | 31,14 | 4 187 | 6,8 | 1,4 | 5,7% |
| Eqdom | 1 100,0 | 0,00% | 11,43% | 1 130,0 | 990,0 | 0 | 20,8 | 1,2 | 5,0% |
| Fenie Brossette | 88,80 | -0,67% | -5,85% | 96,98 | 88,80 | 500 | 6,2 | 1,0 | 0,0% |
| HPS | 619,8 | 1,39% | -0,35% | 624,6 | 606,0 | 30 | 39,2 | 7,0 | 1,0% |
| IAM | 95,0 | 1,51% | -4,98% | 105,3 | 93,6 | 1 168 337 | 14,4 | 6,0 | 2,3% |
| IB Maroc | 21,73 | 0,00% | 4,98% | 23,64 | 20,70 | 0 | N.S | N.S | 0,0% |
| Immoriente | 94,0 | 0,00% | 1,08% | 96,7 | 94,0 | 4 429 | N.S | 1,2 | 5,9% |
| Involy | 86,9 | 0,00% | -1,26% | 88,0 | 85,0 | 0 | N.S | 0,4 | 0,0% |
| Jet Contractors | 310,0 | -1,56% | 21,57% | 321,7 | 255,0 | 394 | 37,8 | 1,0 | 0,0% |
| Label Vie | 4 200,0 | -1,18% | 0,00% | 4 371,0 | 4 161,0 | 236 | 16,2 | 4,3 | 2,1% |
| LafargeHolcim Maroc | 1 940,0 | -3,00% | 1,04% | 2 074,0 | 1 920,0 | 2 967 | 32,7 | 4,0 | 3,4% |
| Lesieur | 275,0 | 0,00% | 1,85% | 278,7 | 270,0 | 239 | 36,9 | 4,1 | 1,6% |
| M2M Group | 619,0 | 0,00% | 0,00% | 619,0 | 619,0 | 0 | 11,9 | 3,1 | 0,0% |
| Maghreb Oxygène | 215,1 | 0,00% | -6,50% | 233,0 | 215,1 | 0 | 11,5 | 0,6 | 1,9% |
| Maghrébaïl | 995,0 | 0,00% | 9,34% | 999,0 | 909,0 | 0 | 11,6 | 1,3 | 5,0% |
| Managem | 1 801,0 | -2,07% | 2,33% | 1 930,0 | 1 801,0 | 102 | 11,1 | 2,4 | 1,7% |
| Maroc Leasing | 357,3 | 0,00% | -0,76% | 381,6 | 357,3 | 0 | 14,4 | 1,0 | 3,9% |
| Marsa Maroc | 270,0 | -1,84% | -2,88% | 279,8 | 270,0 | 14 364 | 24,3 | 8,8 | 3,0% |
| Med Paper | 19,20 | 0,95% | -6,30% | 20,10 | 19,00 | 8 398 | 12,4 | 4,4 | 0,0% |
| Microdata | 660,8 | -1,15% | 10,13% | 679,9 | 600,0 | 14 | 26,1 | 6,6 | 3,8% |
| Mutandis | 270,0 | -1,46% | 8,00% | 276,0 | 248,0 | 408 | 25,1 | 2,6 | 3,1% |
| Outmès | 1 400,0 | 0,00% | 3,78% | 1 425,0 | 1 271,0 | 0 | N.S | 4,1 | 1,2% |
| Promopharm | 999,0 | 0,00% | -0,10% | 1 000,0 | 940,0 | 0 | 13,3 | 2,2 | 4,0% |
| Rebab | 78,00 | 0,00% | -6,93% | 83,81 | 78,00 | 0 | N.S | 0,6 | 0,0% |
| RDS | 28,00 | 0,72% | 29,03% | 28,35 | 22,48 | 39 889 | N.S | 0,2 | 0,0% |
| Risma | 202,0 | -0,98% | -2,42% | 213,0 | 190,0 | 4 938 | 19,0 | 2,7 | 0,0% |
| S2M | 180,1 | 0,00% | 0,03% | 199,0 | 180,0 | 10 | 7,2 | 2,9 | 0,0% |
| SANLAM Maroc | 1 250,0 | 0,00% | -3,77% | 1 300,0 | 1 132,0 | 0 | N.S | 1,0 | 2,8% |
| Salafin | 585,0 | 0,00% | 12,50% | 586,2 | 480,8 | 0 | 21,3 | 2,1 | 4,6% |
| Samir | 127,8 | 0,00% | 0,00% | 127,8 | 127,8 | 0 | N.S | N.S | 0,0% |
| SBM | 2 399,0 | -0,04% | 6,29% | 2 400,0 | 2 200,0 | 12 | 17,0 | 4,4 | 6,1% |
| SMI | 1 369,0 | 0,00% | 3,48% | 1 420,0 | 1 317,0 | 0 | N.S | 1,9 | 0,0% |
| SNEP | 493,9 | 1,82% | 0,79% | 497,0 | 477,0 | 3 118 | 13,6 | 1,5 | 3,2% |
| Sonasid | 719,8 | -0,65% | 9,06% | 732,0 | 664,1 | 4 089 | 32,7 | 1,5 | 4,2% |
| Sothema | 1 000,0 | -0,99% | 5,15% | 1 051,0 | 987,0 | 269 | 27,0 | 5,1 | 2,5% |
| SRM | 114,3 | 3,91% | -4,59% | 117,8 | 105,0 | 7 | 13,6 | 0,2 | 0,0% |
| Stokvis | 10,31 | -2,27% | -5,41% | 11,08 | 10,31 | 3 530 | N.S | N.S | 0,0% |
| Stroc Industrie | 29,00 | 0,00% | 0,97% | 30,85 | 28,83 | 1 668 | N.S | N.S | 0,0% |
| TAQA Morocco | 1 200,0 | -1,32% | 9,09% | 1 265,0 | 1 100,0 | 2 519 | 21,7 | 4,5 | 2,9% |
| TGCC | 216,5 | 0,00% | 16,40% | 220,0 | 188,0 | 18 287 | 27,9 | 5,2 | 2,8% |
| Timar | 600,0 | 0,00% | 0,00% | 600,0 | 600,0 | 0 | 14,5 | 1,2 | 0,0% |
| Total Maroc | 1 250,0 | 0,00% | 7,76% | 1 256,0 | 1 170,0 | 94 | 22,9 | 4,0 | 4,5% |
| UNIMER | 178,0 | 0,00% | 0,56% | 178,0 | 176,0 | 0 | 44,2 | 1,8 | 0,6% |
| Wafa Assurance | 4 400,0 | 6,02% | 10,00% | 4 400,0 | 4 000,0 | 75 | 19,8 | 1,9 | 3,0% |
| Zellidja | 78,00 | 0,00% | 11,11% | 78,95 | 73,62 | 0 | 5,8 | 0,8 | 0,0% |
| MASI | 12 445,5 | -0,10% | 2,92% | 12 747,3 | 12 141,7 | - | 20,0 | 3,5 | 2,9% |

Multiples reflect 2022R achievements reported to the current stock market capitalization



Attijari
Global Research



CASABLANCA CLOSING

EQUITY

2022 FINANCIAL FIGURES

| MAD Mn | Turnover | | | EBIT | | | Net Income (Group Share) | | |
|-------------------------------|----------|--------|--------|--------|--------|--------------|--------------------------|-------|-------------|
| | 2022 | 2021 | Change | 2022 | 2021 | Change | 2022 | 2021 | Change |
| Maroc Telecom | 35 731 | 35 790 | -0.2% | 11 468 | 11 586 | -1.0% | 5 820 | 6 014 | -3.2% |
| Food-processing | | | | | | | | | |
| Cosumar | 10 433 | 9 113 | 14.5% | 1 294 | 1 408 | -8.1% | 826 | 763 | 8.2% |
| SBM | 2 910 | 2 697 | 7.9% | 647 | 542 | 19.3% | 399 | 335 | 19.1% |
| Lesieur Cristal | 6 897 | 4 863 | 41.8% | 463 | 309 | 49.8% | 206 | 140 | 47.1% |
| Mutandis | 2 329 | 1 685 | 38.2% | 175 | 133 | 31.7% | 100 | 60 | 66.0% |
| Dari Couspate | 782 | 698 | 12.0% | 12 | 67 | -82.1% | 20 | 42 | -52.8% |
| Oulmès | 2 196 | 1 734 | 26.6% | 117 | 121 | -3.8% | 61 | 41 | 49.1% |
| Unimer | 1 368 | 1 026 | 33.3% | 74 | -7 | MAD +80 Mn | 46 | -94 | MAD +140 Mn |
| Banks | | | | | | | | | |
| Attijariwafa bank | 26 313 | 24 380 | 7.9% | 11 399 | 9 484 | 20.2% | 6 065 | 5 144 | 17.9% |
| BOA | 15 624 | 14 607 | 7.0% | 4 697 | 3 726 | 26.1% | 2 305 | 2 007 | 14.8% |
| BCP | 20 609 | 20 087 | 2.6% | 5 582 | 4 526 | 23.3% | 2 750 | 1 765 | 55.8% |
| Crédit du Maroc | 2 569 | 2 460 | 4.4% | 759 | 1 061 | -28.5% | 404 | 627 | -35.6% |
| CIH Bank | 3 518 | 3 107 | 13.2% | 1 067 | 932 | 14.4% | 669 | 603 | 11.0% |
| BMCI | 3 054 | 3 044 | 0.3% | 420 | 338 | 24.2% | 229 | 194 | 17.8% |
| Insurance | | | | | | | | | |
| SANLAM Maroc | 5 955 | 5 621 | 5.9% | -205 | 994 | MAD -1199 Mn | -70 | 607 | MAD -677 Mn |
| Wafa Assurance | 11 639 | 9 785 | 18.9% | 1 092 | 485 | 125.3% | 776 | 424 | 83.0% |
| AtlantaSanad | 5 465 | 5 478 | -0.2% | 731 | 659 | 10.9% | 414 | 417 | -0.7% |
| AFMA | 244 | 222 | 9.8% | 100 | 93 | 6.8% | 59 | 58 | 2.5% |
| AGMA | 152 | 141 | 7.5% | 83 | 79 | 5.0% | 57 | 52 | 9.4% |
| Building materials | | | | | | | | | |
| TGCC | 5 178 | 3 626 | 42.8% | 399 | 364 | 9.6% | 245 | 236 | 3.9% |
| Delta Holding | 2 792 | 2 538 | 10.0% | 312 | 261 | 19.6% | 166 | 172 | -3.4% |
| GNEP | 1 107 | 1 083 | 2.3% | 173 | 213 | -18.7% | 87 | 126 | -31.1% |
| Sonasis | 4 888 | 4 494 | 8.8% | 163 | 167 | -2.4% | 86 | 108 | -20.3% |
| Colorado | 610 | 574 | 6.2% | 60 | 55 | 8.4% | 35 | 33 | 6.6% |
| Aluminium du Maroc | 1 419 | 1 172 | 21.0% | 123 | 128 | -3.8% | 5 | 18 | -75.3% |
| Jet Contractors | 1 800 | 1 680 | 7.1% | 129 | 106 | 21.6% | 25 | 11 | 129.7% |
| CM | | | | | | | | | |
| LafargeHolcim Maroc | 7 985 | 8 195 | -2.6% | 2 696 | 3 496 | -22.9% | 1 392 | 2 010 | -30.8% |
| Ciments du Maroc | 4 068 | 4 146 | -1.9% | 1 327 | 1 620 | -18.1% | 905 | 1 197 | -24.4% |
| R. Estate | | | | | | | | | |
| Alliances | 1 604 | 1 414 | 13.4% | 321 | 260 | 23.6% | 178 | 119 | 49.5% |
| RDS | 543 | 776 | -30.0% | -26 | 49 | MAD -75 Mn | -61 | -17 | MAD -44 Mn |
| Addoha | 1 378 | 1 197 | 15.1% | 127 | -144 | MAD +270 Mn | 38 | -88 | MAD +126 Mn |
| Energy | | | | | | | | | |
| Taqd Morocco | 13 604 | 7 812 | 74.1% | 2 913 | 2 431 | 19.8% | 1 303 | 1 005 | 29.6% |
| TotalEnergies Marketing Maroc | 19 719 | 12 870 | 53.2% | 730 | 1 311 | -44.3% | 488 | 935 | -47.8% |
| Afrique Gaz | 9 510 | 7 132 | 33.3% | 882 | 681 | 29.4% | 517 | 504 | 2.6% |
| Dist | | | | | | | | | |
| Label Vie | 13 947 | 11 758 | 18.6% | 752 | 631 | 19.2% | 748 | 407 | 83.8% |
| Auto | | | | | | | | | |
| Auto Hall | 4 831 | 5 084 | -5.0% | 259 | 460 | -43.7% | 100 | 264 | -62.1% |
| Auto Nejma | 2 101 | 2 319 | -9.4% | 287 | 225 | 27.5% | 187 | 146 | 28.5% |
| Port | | | | | | | | | |
| Marsa Maroc | 3 949 | 3 592 | 9.9% | 1 363 | 1 129 | 20.7% | 817 | 666 | 22.6% |
| Managem | 9 645 | 7 423 | 29.9% | 1 993 | 1 317 | 51.3% | 1 615 | 862 | 87.4% |
| Mining | | | | | | | | | |
| CMT | 592 | 462 | 28.1% | 296 | 190 | 55.7% | 236 | 152 | 54.7% |
| SMI | 798 | 689 | 15.8% | 33 | -68 | MAD +101 Mn | 35 | -67 | MAD +102 Mn |
| IT | | | | | | | | | |
| Disway | 1 950 | 1 824 | 6.9% | 122 | 169 | -27.5% | 85 | 108 | -21.3% |
| Disty Technologies | 497 | 456 | 8.9% | 26 | 32 | -18.0% | 4 | 18 | -77.4% |
| HPS | 981 | 797 | 23.1% | 163 | 144 | 13.2% | 117 | 99 | 18.4% |
| Microdata | 695 | 564 | 23.3% | 104 | 77 | 35.7% | 43 | 46 | -6.5% |
| S2M | 280 | 263 | 6.2% | 22 | 59 | -62.0% | 20 | 3 | MAD +18 Mn |
| Involys | 40 | 36 | 9.9% | 5 | 3 | 54.2% | -0.1 | 0.005 | MAD 0 Mn |
| M2M Group | 62 | 54 | 14.8% | -45 | -29 | MAD -17 Mn | 34 | -20 | MAD +53 Mn |
| Leasing | | | | | | | | | |
| Maghrebail | 441 | 363 | 21.4% | 211 | 173 | 21.8% | 119 | 99 | 20.1% |
| Maroc Leasing | 334 | 371 | -9.9% | 154 | 149 | 2.9% | 69 | 91 | -24.1% |
| Salafin | 399 | 389 | 2.6% | 147 | 137 | 7.3% | 86 | 85 | 1.2% |
| Eqdom | 590 | 581 | 1.6% | 174 | 111 | 57.4% | 88 | 33 | 165.3% |
| Aradei Capital | 486 | 421 | 15.4% | 438 | 488 | -10.2% | 227 | 364 | -34.0% |
| Akdital | 1 035 | 770 | 34.4% | 177 | 120 | 47.7% | 88 | 48 | 82.3% |
| Sothema | 2 302 | 2 056 | 12.0% | 442 | 421 | 5.0% | 267 | 279 | -4.4% |
| Ennakl Automobiles | 1 931 | 1 827 | 5.7% | 216 | 147 | 46.2% | 144 | 109 | 32.4% |
| Promopharm | 705 | 630 | 11.8% | 134 | 105 | 27.8% | 75 | 69 | 9.1% |
| CTM | 605 | 530 | 14.2% | 6 | 25 | -77.2% | 35 | 35 | 0.7% |
| Maghreb Oxygène | 291 | 274 | 6.2% | 17 | 23 | -26.2% | 15 | 18 | -15.1% |
| Timar | 665 | 543 | 22.4% | 30 | 28 | 6.0% | 12 | 12 | 1.5% |
| Balima | 49 | 47 | 3.9% | 9 | 12 | -20.5% | 18 | 10 | 87.0% |
| Med Paper | 135 | 79 | 70.6% | 14 | -3 | MAD +16 Mn | 7 | 9 | -21.7% |
| Others | | | | | | | | | |
| Afric Industries | 40 | 47 | -14.9% | 9 | 13 | -30.6% | 6 | 5 | 17.4% |
| Immorente Invest | 67 | 70 | -4.3% | 19 | 23 | -17.8% | 8 | 4 | 121.0% |
| Fenie Brossette | 569 | 532 | 7.0% | 19 | 6 | MAD +13 Mn | 21 | 4 | MAD +17 Mn |
| SRM | 360 | 287 | 25.4% | 6 | 5 | 28.7% | 3 | -1 | MAD +4 Mn |
| Zellidja | 569 | 536 | 6.2% | 15 | -22 | MAD +37 Mn | 8 | -2 | MAD +10 Mn |
| Rebab Company | 0.03 | 0.05 | -33.3% | -0.37 | -0.27 | MAD +0 Mn | -0.22 | -4.12 | MAD +4 Mn |
| Stroc Industrie | 77 | 58 | 34.3% | 1 | -5 | MAD +6 Mn | -15 | -11 | MAD -4 Mn |
| IB Maroc.com | NC | NC | - | NC | NC | - | NC | NC | - |
| Stokvis Nord Afrique | 222 | 348 | -36.2% | -46 | 6 | MAD -51 Mn | -184 | -29 | MAD -154 Mn |
| Risma | 1 037 | 525 | 97.5% | 204 | -84 | MAD +288 Mn | 152 | -172 | MAD +324 Mn |
| DLM | NC | NC | - | NC | NC | - | NC | NC | - |





CASABLANCA CLOSING

EQUITY

2022 DIVIDENDS

| Stock | DPS 2022 | DPS 2021 | Change | GM Date | Ex-Dividend Date | Date of payment |
|-------------------------------|---------------------------|---------------------------|--------|------------|------------------|-----------------|
| Addoha | - | - | - | 27/06/2023 | | |
| AFMA | 55 | 54 | 1,9% | 15/06/2023 | 28/08/2023 | 06/09/2023 |
| Afric Industries | 20 | 22 | -9,1% | 20/06/2023 | 21/07/2023 | 31/07/2023 |
| Afriquia Gaz | 140 | 140 | 0,0% | 08/05/2023 | 22/05/2023 | 31/05/2023 |
| Agma | 255 | 250 | 2,0% | 24/05/2023 | 13/07/2023 | 27/07/2023 |
| Akdital | 3,25 | 2,00 | 62,5% | 08/06/2023 | 28/07/2023 | 08/08/2023 |
| Alliances | - | - | - | 26/06/2023 | | |
| Aluminium du Maroc | 70 | 110 | -36,4% | 22/06/2023 | 13/07/2023 | 25/07/2023 |
| Aradei Capital | 5,42 | 1,05 | | 09/05/2023 | 01/06/2023 | 12/06/2023 |
| | 13,78 [Extraordinary DPS] | 17,17 [Extraordinary DPS] | 5,4% | | | |
| AtlantaSanad | 5,5 | 5,2 | 5,8% | 25/05/2023 | 12/06/2023 | 21/06/2023 |
| Attijariwafa bank | 15,5 | 15,0 | 3,3% | 24/05/2023 | 03/07/2023 | 12/07/2023 |
| Auto Hall | 3,5 | 3,5 | 0,0% | 31/05/2023 | 20/06/2023 | 03/07/2023 |
| Auto Nejma | 110 | 86 | | 07/04/2023 | 18/04/2023 | 28/04/2023 |
| | 15 [Extraordinary DPS] | | 45,3% | | | |
| Balima | 5,5 | 5 | 10,0% | 20/06/2023 | 13/07/2023 | 27/07/2023 |
| BCP | 9,0 | 8,5 | 5,9% | 27/06/2023 | 13/07/2023 | 26/07/2023 |
| BOA | 4 | 4 | 0,0% | 20/06/2023 | 06/07/2023 | 17/07/2023 |
| BMCI | 18 | 10 | 80,0% | 26/06/2023 | 13/07/2023 | 27/07/2023 |
| Cartier Saada | - | - | - | 06/09/2023 | | |
| Crédit du Maroc | 27 | 26 | 4,2% | 20/06/2023 | 13/07/2023 | 27/07/2023 |
| CIH Bank | 14,0 | 14 | 0,0% | 15/06/2023 | 04/07/2023 | 13/07/2023 |
| Cimar | 60 | 95 | -36,8% | 30/05/2023 | 06/07/2023 | 17/07/2023 |
| CMT | 60 | 88 | -31,8% | 27/06/2023 | 23/08/2023 | 01/09/2023 |
| Colorado | 2 | 2 | -1,5% | 22/05/2023 | 09/06/2023 | 20/06/2023 |
| Cosumar | 7,0 | 6 | 16,7% | 08/06/2023 | 06/07/2023 | 17/07/2023 |
| CTM | 25 | 22 | 13,6% | 26/06/2023 | 14/09/2023 | 25/09/2023 |
| Dari Couspate | 85,0 | 95 | -10,5% | 23/06/2023 | 21/07/2023 | 31/07/2023 |
| Delta Holding | 1,4 | 1,3 | 7,7% | 16/05/2023 | 11/07/2023 | 21/07/2023 |
| Disty Technologies | 10 | 15 | -33,3% | 15/06/2023 | 28/07/2023 | 08/08/2023 |
| Disway | 35 | 40 | | 30/05/2023 | 22/06/2023 | 05/07/2023 |
| | | 30 [Extraordinary DPS] | -53,3% | | | |
| Delattre Levivier Maroc | - | - | - | | | |
| Ennakl Automobiles | 1,9 | 1,9 | 2,2% | 25/04/2023 | 21/06/2023 | 04/07/2023 |
| Eqdom | 55,0 | 40 | 37,5% | 30/05/2023 | 20/06/2023 | 03/07/2023 |
| Fenie Brossette | - | - | - | 22/06/2023 | | |
| HPS | 60,0 | 55 | 9,1% | 22/06/2023 | 05/07/2023 | 14/07/2023 |
| IB Maroc | - | - | - | | | |
| Immorante | 1,0 | 5,5 | 0,0% | 07/04/2023 | 18/04/2023 | 28/04/2023 |
| | 2,0 | | | | 15/06/2023 | 26/06/2023 |
| | 1,0 | | | | 18/09/2023 | 26/09/2023 |
| | 1,0 | | | | 12/12/2023 | 21/12/2023 |
| Involys | 0,0 | 5,0 | - | 15/06/2023 | | |
| Jet Contractors | - | - | - | 19/03/2023 | | |
| Label Vie | 86,38 | 70,4 | | 15/06/2023 | 03/07/2023 | 12/07/2023 |
| | | 69,1 [Extraordinary DPS] | -38,1% | | | |
| LafargeHolcim Maroc | 66 | 66 | 0,0% | 27/06/2023 | 13/07/2023 | 27/07/2023 |
| Lesieur | 4,5 | 3,5 | 28,6% | 10/05/2023 | 06/07/2023 | 14/07/2023 |
| M2M Group | - | - | - | 21/06/2023 | | |
| Maghreb Oxygène | 4,0 | 4,0 | 0,0% | 18/04/2023 | 02/05/2023 | 11/05/2023 |
| Maghrébail | 50 | 50 | 0,0% | 09/05/2023 | 04/07/2023 | 13/07/2023 |
| Managem | 30 | 20 | 50,0% | 31/05/2023 | 06/07/2023 | 14/07/2023 |
| Maroc Leasing | 14 | 14 | 0,0% | 26/06/2023 | 15/09/2023 | 26/09/2023 |
| IAM | 2,19 | 4,78 | -54,2% | 31/03/2023 | 06/09/2023 | 15/09/2023 |
| Marsa Maroc | 8,0 | 7,2 | 11,1% | 20/06/2023 | 13/07/2023 | 26/07/2023 |
| Med Paper | - | - | - | 26/06/2023 | | |
| Microdata | 25 | 27 | -7,4% | 21/06/2023 | 12/07/2023 | 24/07/2023 |
| Mutandis | 8,5 | 8,5 | 0,0% | 03/04/2023 | 20/06/2023 | 03/07/2023 |
| TGCC | 6,0 | 5,5 | 9,1% | 20/06/2023 | 25/07/2023 | 03/08/2023 |
| Oulmès | 16,5 | 12,0 | 37,5% | 18/05/2023 | 19/06/2023 | 28/06/2023 |
| Promopharm | 40 | 40 | 0,0% | 21/06/2023 | 11/09/2023 | 20/09/2023 |
| RDS | - | - | - | 27/06/2023 | | |
| Rebab Company | - | - | - | 26/06/2023 | | |
| Risma | - | - | - | 13/06/2023 | | |
| S2M | - | - | - | 22/06/2023 | | |
| SANLAM Maroc | 36 | 35 | 2,9% | 10/05/2023 | 22/08/2023 | 31/08/2023 |
| Salafin | 13,50 | 26,55 | | 09/05/2023 | 22/05/2023 | 31/05/2023 |
| | 13,50 [Extraordinary DPS] | 25,45 [Extraordinary DPS] | -48,1% | | | |
| SBM | 145,5 | 113,0 | 28,8% | 09/05/2023 | 06/06/2023 | 15/06/2023 |
| SMI | - | - | - | 31/05/2023 | | |
| SNEP | 16 | 20 | -20,0% | 27/06/2023 | 14/09/2023 | 25/09/2023 |
| Sonasid | 30 | 38 | -21,1% | 22/06/2023 | 21/07/2023 | 31/07/2023 |
| Sothema | 25 | 25 | 0,0% | 25/05/2023 | 03/07/2023 | 11/07/2023 |
| SRM | - | - | - | 20/06/2023 | | |
| Stokvis | - | - | - | 15/06/2023 | | |
| Stroc Industrie | - | - | - | 19/05/2023 | | |
| Taq Morocco | 35 | 35 | 0,0% | 23/05/2023 | 13/09/2023 | 22/09/2023 |
| Timar | 0 | 8 | - | 22/06/2023 | | |
| TotalEnergies Marketing Maroc | 56 | 56 | - | 01/06/2023 | 19/06/2023 | 27/06/2023 |

Attijari Global Research

Mahat Zerhouni
+212 529 03 68 16
m.zerhouni@attijari.ma

Attijari Intermédiation

Anis Hares
+212 529 03 68 34
Alae Yahya
+212 529 03 68 15
Sofia Mohcine
+212 522 49 59 52



Attijari
Global Research