

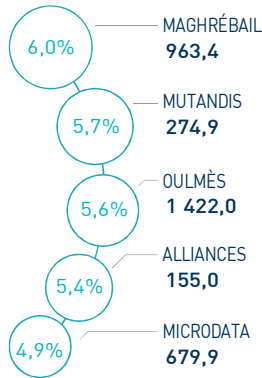
# CASABLANCA CLOSING EQUITY

## MARKET INSIGHT

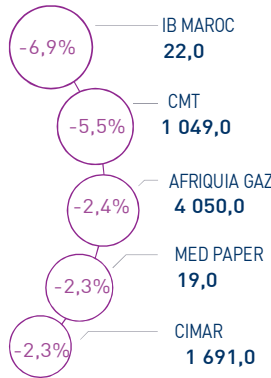
<b>  MASI  </b> 12 647 pts	<b>  MSI20  </b> 1 036 pts	<b>  CAPI  </b> 655 MAD Bn	<b>  VOLUME  </b> 268 MAD Mn
↗ Daily 0,41%	↗ Daily 0,46%	↗ High 655	MC 268
↗ YTD 4,58%	↗ YTD 4,64%	↘ Low 628	MB -

## THE DAY IN REVIEW

### TOP PERFORMERS



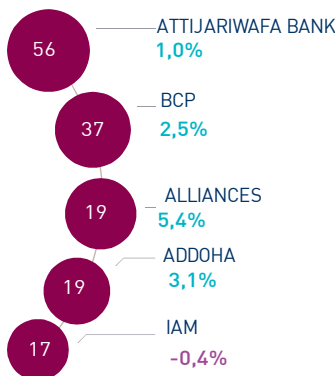
### BOTTOM PERFORMERS



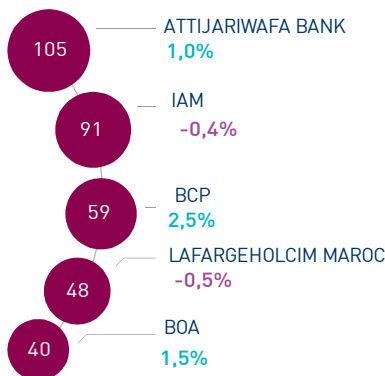
At the end of this trading session, the MASI index increased by +0.41% at 12,647 points. In this context, the annual performance stood at +4.58%.

Maghrébail topped the highest increase recording a gain of +6.0%. In the opposite, IB Maroc dropped by -6.9%, i.e. the strongest decline of this trading session.

### MOST ACTIVE (MAD Mn)



### LARGEST CAP (MAD Bn)



Volume traded on the central market reached MAD 268 Mn.

This was mainly driven by Attijariwafa bank and BCP which monopolized almost 35% of the total flow.

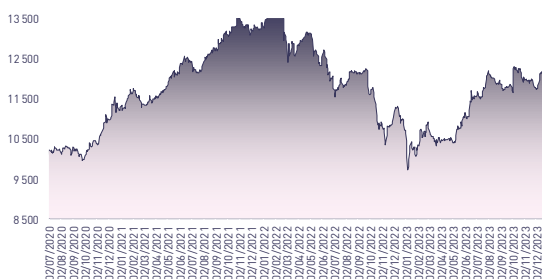
### Attijari Global Research

Mahat Zerhouni  
+212 529 03 68 16  
m.zerhouni@attijari.ma

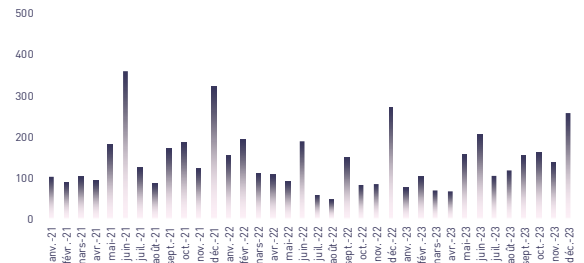
### Attijari Intermédiation

Anis Hares  
+212 529 03 68 34  
Alae Yahya  
+212 529 03 68 15  
Sofia Mohcine  
+212 529 03 68 21

## MASI INDEX EVOLUTION (pts)



## ADV- MONTHLY BASIS VOLUME (MAD Mn)



## KEY ECONOMIC RELEASES/EVENTS OVER THE WEEK

### | Jan. 18<sup>th</sup> | 2024

Novacim, a new Moroccan producer of clinker and cement with a production capacity of 1.6 MT/year has joined the Professional Association of Cement Operators (APC).

### | Jan. 17<sup>th</sup> | 2024

TotalEnergies Marketing Maroc announces the Group's parent company and consolidated results will drop by nearly 70% in 2023 compared to the FY 2022.

### | Jan. 17<sup>th</sup> | 2024

The Household Confidence Index stood at 44.3 pts in Q4 2023. This displays a decrease of -2.2 pts compared to the previous quarter and -2,3 pts y-o-y.

### | Jan. 16<sup>th</sup> | 2024

In 2023, air traffic stood at 27,091,249 passengers up 32%.



# CASABLANCA CLOSING

## EQUITY

### DAILY STOCK ON JANUARY 18<sup>th</sup>, 2024

18/01/2024	Close	Day	YTD	Max 2024	Min 2024	Quantity	P/E 22R	P/B 22R	D/Y 22R
Addoha	16,80	3,07%	17,24%	16,80	14,83	1 152 821	N.S	0,8	0,0%
AFMA	1 210,0	0,00%	0,83%	1 224,0	1 200,0	2	20,4	26,4	4,5%
Afric Industries	328,0	0,00%	-2,07%	335,0	325,0	0	15,5	2,1	6,1%
Afrikaia Gaz	4 050,0	-2,39%	1,25%	4 150,0	3 965,0	60	26,9	4,7	3,5%
Agma	6 600,0	0,00%	3,45%	7 000,0	6 581,0	0	23,2	10,6	3,9%
Akdital	567,0	-0,53%	14,31%	570,0	496,1	12 004	N.S	5,7	0,6%
Alliances	155,00	5,44%	34,20%	155,00	123,50	123 738	19,2	1,1	0,0%
Aluminium du Maroc	1 339,0	0,00%	-2,19%	1 369,0	1 320,0	5	N.S	2,3	5,2%
Aradei Capital	464,5	1,00%	4,38%	464,5	441,0	5 064	22,9	1,2	4,1%
AtlantaSanad	124,9	1,96%	-1,65%	127,0	122,5	130	18,2	3,5	4,4%
Attijariwafa bank	486,0	1,00%	5,65%	486,0	462,5	114 452	17,2	1,9	3,2%
Auto Hall	68,00	-1,31%	0,37%	68,90	66,93	5 007	34,2	2,0	5,1%
Auto Nejma	2 300,0	-0,86%	-6,88%	2 470,0	2 300,0	1	12,6	2,1	5,4%
Balima	201,0	0,00%	8,65%	201,0	185,0	0	19,0	2,8	2,7%
BCP	292,0	2,46%	6,18%	292,0	275,0	128 557	21,6	1,6	3,1%
BoA	186,9	1,47%	4,12%	186,9	180,0	36 883	17,2	1,6	2,1%
BMCI	577,0	0,00%	6,85%	577,0	548,0	0	33,5	1,1	3,1%
Cartier Saada	22,02	0,92%	0,09%	22,87	21,82	350	38,6	0,8	0,0%
CFG Bank	153,5	0,99%	8,48%	157,0	146,0	48 572	32,8	3,2	1,5%
CIH	338,5	-0,44%	-3,71%	350,0	338,5	2 094	15,4	1,6	4,1%
Cimar	1 691,0	-2,25%	0,65%	1 730,0	1 677,0	1 644	27,0	7,3	3,5%
CMT	1 049,0	-5,50%	-3,76%	1 200,0	1 049,0	2 030	7,5	2,5	5,7%
Colorado	45,50	0,00%	-2,15%	47,09	45,50	1 623	20,7	2,3	4,4%
Cosumar	194,5	0,67%	-0,26%	200,0	193,2	1 342	22,3	3,3	3,6%
Crédit du Maroc	811,0	0,00%	1,76%	850,0	797,0	0	21,8	1,4	3,3%
CTM	598,4	0,74%	4,96%	599,0	570,1	25	20,7	2,5	4,2%
Dari Couspate	3 391,0	0,00%	5,97%	3 391,0	3 200,0	0	N.S	3,0	2,5%
Delattre Levivier	40,00	0,00%	0,00%	40,00	40,00	0	N.S	N.S	0,0%
Delta Holding	36,94	0,00%	4,06%	36,99	36,00	0	19,5	1,4	3,8%
Diac Salaf	26,25	0,00%	0,00%	26,25	26,25	0	N.S	N.S	0,0%
Disty Technologies	200,0	0,73%	4,49%	200,0	187,0	2 188	N.S	1,2	5,0%
Disway	720,0	-0,55%	10,77%	724,0	672,0	5 809	16,0	2,0	4,9%
Ennaki	31,96	-1,60%	3,10%	32,48	31,49	712	6,7	1,4	5,8%
Eqdom	1 130,0	0,00%	14,47%	1 130,0	990,0	2 505	21,4	1,3	4,9%
Fenie Brossette	94,90	0,01%	0,61%	96,98	93,25	63	6,7	1,1	0,0%
HPS	606,2	-1,43%	-2,54%	624,6	606,0	4 181	38,3	6,9	1,0%
IAM	103,0	-0,39%	3,00%	103,4	99,3	167 766	15,6	6,5	2,1%
IB Maroc	22,01	-6,90%	6,33%	23,64	20,70	2	N.S	N.S	0,0%
Immorente	94,8	0,85%	1,94%	96,7	94,0	1 855	N.S	1,2	5,8%
Involys	85,0	0,00%	-3,41%	88,0	85,0	0	N.S	0,4	0,0%
Jet Contractors	321,7	3,41%	26,16%	321,7	255,0	15 425	39,2	1,0	0,0%
Label Vie	4 300,0	-0,35%	2,38%	4 315,0	4 161,0	2 970	16,6	4,4	2,0%
LafargeHolcim Maroc	2 059,0	-0,53%	7,24%	2 074,0	1 920,0	4 302	34,7	4,3	3,2%
Lesieur	275,0	0,00%	1,85%	278,7	270,0	3 349	36,9	4,1	1,6%
M2M Group	619,0	0,00%	0,00%	619,0	619,0	0	11,9	3,1	0,0%
Maghreb Oxygène	219,8	0,00%	-4,43%	230,0	216,1	0	11,7	0,6	1,8%
Maghrébaïl	963,4	5,98%	5,87%	967,0	909,0	50	11,2	1,3	5,2%
Managem	1 875,0	0,81%	6,53%	1 930,0	1 840,0	2 681	11,6	2,5	1,6%
Maroc Leasing	381,6	0,00%	5,99%	381,6	360,0	0	15,4	1,0	3,7%
Marsa Maroc	277,0	0,00%	-0,36%	279,8	275,0	20 259	24,9	9,0	2,9%
Med Paper	19,00	-2,31%	-7,27%	20,10	19,00	23 545	12,2	4,4	0,0%
Microdata	679,9	4,92%	13,32%	679,9	600,0	286	26,8	6,8	3,7%
Mutandis	274,9	5,73%	9,96%	274,9	248,0	27 383	25,5	2,6	3,1%
Outmès	1 422,0	5,57%	5,41%	1 422,0	1 271,0	4	N.S	4,2	1,2%
Promopharm	945,0	0,00%	-5,50%	1 000,0	940,0	0	12,6	2,1	4,2%
Rebab	78,03	0,00%	-6,90%	83,81	78,03	0	N.S	0,6	0,0%
RDS	25,00	3,09%	15,21%	25,00	22,48	110 159	N.S	0,2	0,0%
Risma	204,0	0,99%	-1,45%	207,0	190,0	5 665	19,2	2,7	0,0%
S2M	190,0	0,00%	5,56%	199,0	180,0	168	7,6	3,0	0,0%
SANLAM Maroc	1 140,0	-0,87%	-12,24%	1 300,0	1 132,0	6	N.S	0,9	3,1%
Salafin	534,0	0,00%	2,69%	544,0	480,8	0	19,5	1,9	5,1%
Samir	127,8	0,00%	0,00%	127,8	127,8	0	N.S	N.S	0,0%
SBM	2 270,0	0,89%	0,58%	2 335,0	2 200,0	1 600	16,1	4,2	6,4%
SMI	1 350,0	0,00%	2,04%	1 420,0	1 333,0	81	N.S	1,9	0,0%
SNEP	488,0	0,62%	-0,41%	489,5	477,0	9 631	13,5	1,5	3,3%
Sonacid	717,0	3,93%	8,64%	717,0	664,1	7 223	32,5	1,5	4,2%
Sothema	1 040,0	-0,95%	9,36%	1 050,0	987,0	158	28,1	5,3	2,4%
SRM	108,0	-1,82%	-9,85%	117,8	108,0	94	12,8	0,2	0,0%
Stokvis	10,94	-0,09%	0,37%	11,08	10,67	5 051	N.S	N.S	0,0%
Stroc Industrie	29,99	0,00%	4,42%	30,85	28,83	227	N.S	N.S	0,0%
TAQA Morocco	1 250,0	0,00%	13,64%	1 250,0	1 100,0	3 661	22,6	4,7	2,8%
TGCC	220,0	1,36%	18,25%	220,0	188,0	40 917	28,4	5,3	2,7%
Timar	600,0	0,00%	0,00%	600,0	600,0	0	14,5	1,2	0,0%
Total Maroc	1 196,0	0,84%	3,10%	1 196,0	1 170,0	660	22,0	3,9	4,7%
UNIMER	177,0	0,00%	0,00%	177,0	177,0	0	44,0	1,8	0,6%
Wafa Assurance	4 150,0	-1,19%	3,75%	4 200,0	4 000,0	137	18,7	1,8	3,1%
Zellidja	78,00	-1,20%	11,11%	78,95	74,00	38	5,8	0,8	0,0%
MASI	12 646,7	0,41%	4,58%	12 646,7	12 141,7	-	20,4	3,7	2,9%

Multiples reflect 2022 realized results reported to the current stock market capitalization



Attijari  
Global Research



# CASABLANCA CLOSING

## EQUITY

### FY 2022 FINANCIAL FIGURES

	Turnover			EBIT			Net Income (Group Share)			
	MAD Mn	2022	2021	Change	2022	2021	Change	2022	2021	Change
Maroc Telecom		35 731	35 790	-0,2%	11 468	11 586	-1,0%	5 820	6 014	-3,2%
Cosumar		10 433	9 113	14,5%	1 294	1 408	-8,1%	826	763	8,2%
SBM		2 910	2 697	7,9%	647	542	19,3%	399	335	19,1%
Lesieur Cristal		6 897	4 863	41,8%	463	309	49,8%	206	140	47,1%
Mutandis		2 329	1 685	38,2%	175	133	31,7%	100	60	66,0%
Dari Couspate		782	698	12,0%	12	67	-82,1%	20	42	-52,8%
Oulmès		2 196	1 734	26,6%	117	121	-3,8%	61	41	49,1%
Unimer		1 368	1 026	33,3%	74	-7	MAD +80 Mn	46	-94	MAD +140 Mn
Attijariwafa bank		26 313	24 380	7,9%	11 399	9 484	20,2%	6 065	5 144	17,9%
BOA		15 624	14 607	7,0%	4 697	3 726	26,1%	2 305	2 007	14,8%
BCP		20 609	20 087	2,6%	5 582	4 526	23,3%	2 750	1 765	55,8%
Crédit du Maroc		2 569	2 460	4,4%	759	1 061	-28,5%	404	627	-35,6%
CIH Bank		3 518	3 107	13,2%	1 067	932	14,4%	669	603	11,0%
BMCI		3 054	3 044	0,3%	420	338	24,2%	229	194	17,8%
SANLAM Maroc		5 955	5 621	5,9%	-205	994	MAD -1199 Mn	-70	607	MAD -677 Mn
Wafa Assurance		11 639	9 785	18,9%	1 092	485	125,3%	776	424	83,0%
AtlantaSanad		5 465	5 478	-0,2%	731	659	10,9%	414	417	-0,7%
AFMA		244	222	9,8%	100	93	6,8%	59	58	2,5%
AGMA		152	141	7,5%	83	79	5,0%	57	52	9,4%
TGCC		5 178	3 626	42,8%	399	364	9,6%	245	236	3,9%
Delta Holding		2 792	2 538	10,0%	312	261	19,6%	166	172	-3,4%
SNEP		1 107	1 083	2,3%	173	213	-18,7%	87	126	-31,1%
Sonasid		4 888	4 494	8,8%	163	167	-2,4%	86	108	-20,3%
Colorado		610	574	6,2%	60	55	8,4%	35	33	6,6%
Aluminium du Maroc		1 419	1 172	21,0%	123	128	-3,8%	5	18	-75,3%
Jet Contractors		1 800	1 680	7,1%	129	106	21,6%	25	11	129,7%
LafargeHolcim Maroc		7 985	8 195	-2,6%	2 696	3 496	-22,9%	1 392	2 010	-30,8%
Ciments du Maroc		4 068	4 146	-1,9%	1 327	1 620	-18,1%	905	1 197	-24,4%
Alliances		1 604	1 414	13,4%	321	260	23,6%	178	119	49,5%
RDS		543	776	-30,0%	-26	49	MAD -75 Mn	-61	-17	MAD -44 Mn
Addoha		1 378	1 197	15,1%	127	-144	MAD +270 Mn	38	-88	MAD +126 Mn
Taqi Morocco		13 604	7 812	74,1%	2 913	2 431	19,8%	1 303	1 005	29,6%
TotalEnergies Marketing Maroc		19 719	12 870	53,2%	730	1 311	-44,3%	488	935	-47,8%
Afriquia Gaz		9 510	7 132	33,3%	882	681	29,4%	517	504	2,6%
Label Vie		13 947	11 758	18,6%	752	631	19,2%	748	407	83,8%
Auto Hall		4 831	5 084	-5,0%	259	460	-43,7%	100	264	-62,1%
Auto Nejma		2 101	2 319	-9,4%	287	225	27,5%	187	146	28,5%
Marsa Maroc		3 949	3 592	9,9%	1 363	1 129	20,7%	817	666	22,6%
Managem		9 645	7 423	29,9%	1 993	1 317	51,3%	1 615	862	87,4%
CMT		592	462	28,1%	296	190	55,7%	236	152	54,7%
SMI		798	689	15,8%	33	-68	MAD +101 Mn	35	-67	MAD +102 Mn
Disway		1 950	1 824	6,9%	122	169	-27,5%	85	108	-21,3%
Disty Technologies		497	456	8,9%	26	32	-18,0%	4	18	-77,4%
HPS		981	797	23,1%	163	144	13,2%	117	99	18,4%
Microdata		695	564	23,3%	104	77	35,7%	43	46	-6,5%
S2M		280	263	6,2%	22	59	-62,0%	20	3	MAD +18 Mn
Involys		40	36	9,9%	5	3	54,2%	-0,1	0,005	MAD 0 Mn
M2M Group		62	54	14,8%	-45	-29	MAD -17 Mn	34	-20	MAD +53 Mn
Maghrebail		441	363	21,4%	211	173	21,8%	119	99	20,1%
Maroc Leasing		334	371	-9,9%	154	149	2,9%	69	91	-24,1%
Salafin		399	389	2,6%	147	137	7,3%	86	85	1,2%
Eqdom		590	581	1,6%	174	111	57,4%	88	33	165,3%
Aradei Capital		486	421	15,4%	438	488	-10,2%	227	344	-34,0%
Akdital		1 035	770	34,4%	177	120	47,7%	88	48	82,3%
Sothema		2 302	2 056	12,0%	442	421	5,0%	267	279	-4,4%
Ennaki Automobiles		1 931	1 827	5,7%	216	147	46,2%	144	109	32,4%
Promopharm		705	630	11,8%	134	105	27,8%	75	69	9,1%
CTM		605	530	14,2%	6	25	-77,2%	35	35	0,7%
Maghreb Oxygène		291	274	6,2%	17	23	-26,2%	15	18	-15,1%
Timar		665	543	22,4%	30	28	6,0%	12	12	1,5%
Balima		49	47	3,9%	9	12	-20,5%	18	10	87,0%
Med Paper		135	79	70,6%	14	-3	MAD +16 Mn	7	9	-21,7%
Afric Industries		40	47	-14,9%	9	13	-30,6%	6	5	17,4%
Immorente Invest		67	70	-4,3%	19	23	-17,8%	8	4	121,0%
Fenie Brossette		569	532	7,0%	19	6	MAD +13 Mn	21	4	MAD +17 Mn
SRM		360	287	25,4%	6	5	28,7%	3	-1	MAD +4 Mn
Zellidja		569	536	6,2%	15	-22	MAD +37 Mn	8	-2	MAD +10 Mn
Rebab Company		0,03	0,05	-33,3%	-0,37	-0,37	MAD +0 Mn	-0,22	-4,12	MAD +4 Mn
Stroc Industrie		77	58	34,3%	1	-5	MAD +6 Mn	-15	-11	MAD -4 Mn
IB Maroc.com		NC	NC	-	NC	NC	-	NC	NC	-
Stokvis Nord Afrique		222	348	-36,2%	-46	6	MAD -51 Mn	-184	-29	MAD -154 Mn
Risma		1 037	525	97,5%	204	-84	MAD +288 Mn	152	-172	MAD +324 Mn
DLM		NC	NC	-	NC	NC	-	NC	NC	-





# CASABLANCA CLOSING

## EQUITY

### 2022 DIVIDENDS

Stock	DPS 2022	DPS 2021	Change	GM Date	Ex-Dividend Date	Date of payment
Addoha	-	-	-	27/06/2023		
AFMA	55	54	1,9%	15/06/2023	28/08/2023	06/09/2023
Afric Industries	20	22	-9,1%	20/06/2023	21/07/2023	31/07/2023
Afriquia Gaz	140	140	0,0%	08/05/2023	22/05/2023	31/05/2023
Agma	255	250	2,0%	24/05/2023	13/07/2023	27/07/2023
Akdital	3,25	2,00	62,5%	08/06/2023	28/07/2023	08/08/2023
Alliances	-	-	-	26/06/2023		
Aluminium du Maroc	70	110	-36,4%	22/06/2023	13/07/2023	25/07/2023
Aradei Capital	5,42	1,05		09/05/2023	01/06/2023	12/06/2023
	13,78 [Extraordinary DPS]	17,17 [Extraordinary DPS]	5,4%			
AtlantaSanad	5,5	5,2	5,8%	25/05/2023	12/06/2023	21/06/2023
Attijariwafa bank	15,5	15,0	3,3%	24/05/2023	03/07/2023	12/07/2023
Auto Hall	3,5	3,5	0,0%	31/05/2023	20/06/2023	03/07/2023
Auto Nejma	110	86	45,3%	07/04/2023	18/04/2023	28/04/2023
	15 [Extraordinary DPS]					
Balima	5,5	5	10,0%	20/06/2023	13/07/2023	27/07/2023
BCP	9,0	8,5	5,9%	27/06/2023	13/07/2023	26/07/2023
BOA	4	4	0,0%	20/06/2023	06/07/2023	17/07/2023
BMCI	18	10	80,0%	26/06/2023	13/07/2023	27/07/2023
Cartier Saada	-	-	-	06/09/2023		
Crédit du Maroc	27	26	4,2%	20/06/2023	13/07/2023	27/07/2023
CIH Bank	14,0	14	0,0%	15/06/2023	04/07/2023	13/07/2023
Cimar	60	95	-36,8%	30/05/2023	06/07/2023	17/07/2023
CMT	60	88	-31,8%	27/06/2023	23/08/2023	01/09/2023
Colorado	2	2	-1,5%	22/05/2023	09/06/2023	20/06/2023
Cosumar	7,0	6	16,7%	08/06/2023	06/07/2023	17/07/2023
CTM	25	22	13,6%	26/06/2023	14/09/2023	25/09/2023
Dari Couspate	85,0	95	-10,5%	23/06/2023	21/07/2023	31/07/2023
Delta Holding	1,4	1,3	7,7%	16/05/2023	11/07/2023	21/07/2023
Disty Technologies	10	15	-33,3%	15/06/2023	28/07/2023	08/08/2023
Disway	35	40	-53,3%	30/05/2023	22/06/2023	05/07/2023
		30 [Extraordinary DPS]				
Delattre Levivier Maroc	-	-	-			
Ennaki Automobiles	1,9	1,9	2,2%	25/04/2023	21/06/2023	04/07/2023
Eqdom	55,0	40	37,5%	30/05/2023	20/06/2023	03/07/2023
Fenie Brossette	-	-	-	22/06/2023		
HPS	60,0	55	9,1%	22/06/2023	05/07/2023	14/07/2023
IB Maroc	-	-	-			
Immorente	1,0	5,5	0,0%	07/04/2023	18/04/2023	28/04/2023
	2,0				15/06/2023	26/06/2023
	1,0				18/09/2023	26/09/2023
	1,0				12/12/2023	21/12/2023
Involys	0,0	5,0	-	15/06/2023		
Jet Contractors	-	-	-	19/03/2023		
Label Vie	86,38	70,4		15/06/2023	03/07/2023	12/07/2023
		69,1 [Extraordinary DPS]	-38,1%			
LafargeHolcim Maroc	66	66	0,0%	27/06/2023	13/07/2023	27/07/2023
Lesieur	4,5	3,5	28,6%	10/05/2023	06/07/2023	14/07/2023
M2M Group	-	-	-	21/06/2023		
Maghreb Oxygène	4,0	4,0	0,0%	18/04/2023	02/05/2023	11/05/2023
Maghrébail	50	50	0,0%	09/05/2023	04/07/2023	13/07/2023
Managem	30	20	50,0%	31/05/2023	06/07/2023	14/07/2023
Maroc Leasing	14	14	0,0%	26/06/2023	15/09/2023	26/09/2023
IAM	2,19	4,78	-54,2%	31/03/2023	06/09/2023	15/09/2023
Marsa Maroc	8,0	7,2	11,1%	20/06/2023	13/07/2023	26/07/2023
Med Paper	-	-	-	26/06/2023		
Microdata	25	27	-7,4%	21/06/2023	12/07/2023	24/07/2023
Mutandis	8,5	8,5	0,0%	03/04/2023	20/06/2023	03/07/2023
TGCC	6,0	5,5	9,1%	20/06/2023	25/07/2023	03/08/2023
Outmès	16,5	12,0	37,5%	18/05/2023	19/06/2023	28/06/2023
Promopharm	40	40	0,0%	21/06/2023	11/09/2023	20/09/2023
RDS	-	-	-	27/06/2023		
Rebab Company	-	-	-	26/06/2023		
Risma	-	-	-	13/06/2023		
S2M	-	-	-	22/06/2023		
SANLAM Maroc	36	35	2,9%	10/05/2023	22/08/2023	31/08/2023
Salafin	13,50	26,55	-48,1%	09/05/2023	22/05/2023	31/05/2023
	13,50 [Extraordinary DPS]	25,45 [Extraordinary DPS]				
SBM	145,5	113,0	28,8%	09/05/2023	06/06/2023	15/06/2023
SMI	-	-	-	31/05/2023		
SNEP	16	20	-20,0%	27/06/2023	14/09/2023	25/09/2023
Sonasis	30	38	-21,1%	22/06/2023	21/07/2023	31/07/2023
Sothema	25	25	0,0%	25/05/2023	03/07/2023	11/07/2023
SRM	-	-	-	20/06/2023		
Stokvis	-	-	-	15/06/2023		
Stroc Industrie	-	-	-	19/05/2023		
Taqi Morocco	35	35	0,0%	23/05/2023	13/09/2023	22/09/2023
Timar	0	8	-	22/06/2023		
TotalEnergies Marketing Maroc	56	56	-	01/06/2023	19/06/2023	27/06/2023
Unimer	1	-	-	22/06/2023	13/09/2022	22/09/2023
Wafa Assurance	130	120	8,3%	10/05/2023	08/06/2023	19/06/2023
Zellidja	-	-	-	26/06/2023		

#### Attijari Global Research

Mahat Zerhouni  
+212 529 03 68 16  
m.zerhouni@attijari.ma

#### Attijari Intermédiation

Anis Hares  
+212 529 03 68 34  
Alae Yahya  
+212 529 03 68 15  
Sofia Mohcine  
+212 522 49 59 52



Attijari  
Global Research