

# CASABLANCA CLOSING EQUITY

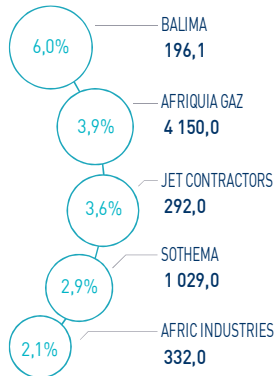
12 JANUARY 2024

## MARKET INSIGHT


<b>  MASI  </b>	<b>12 502 pts</b>	<b>  MASI20  </b>	<b>1 023 pts</b>	<b>  CAPI  </b>	<b>648 MAD Bn</b>	<b>  VOLUME  </b>	<b>155 MAD Mn</b>
↗ Daily	0,17%	↗ Daily	0,30%	↗ High	648	MC	155
↗ YTD	3,38%	↗ YTD	3,35%	↘ Low	628	MB	-

## THE DAY IN REVIEW

### TOP PERFORMERS



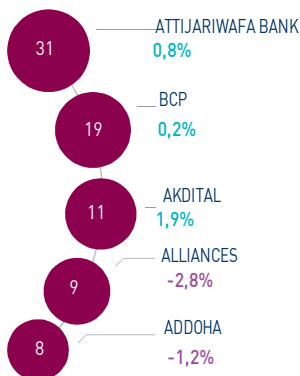
### BOTTOM PERFORMERS



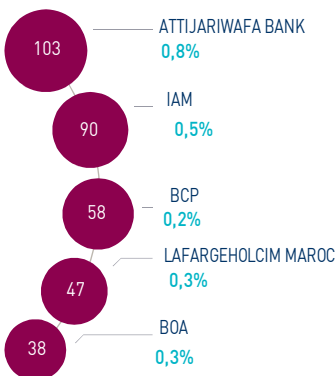
At the end of this trading session, the MASI index increased by +0.17% at 12,502 points. In this context, the annual performance of the market settled at +3.38%.

Balima topped the highest increases recording a gain of 6.0%. In the opposite, Agma dropped by -6.0%, i.e. the strongest decline of this trading session.

### MOST ACTIVE (MAD Mn)



### LARGEST CAP (MAD Bn)



Volume on the central market reached MAD 155 Mn.

This was mainly driven by Attijariwafa bank, BCP and Akdital which monopolized almost 39% of the total flow.

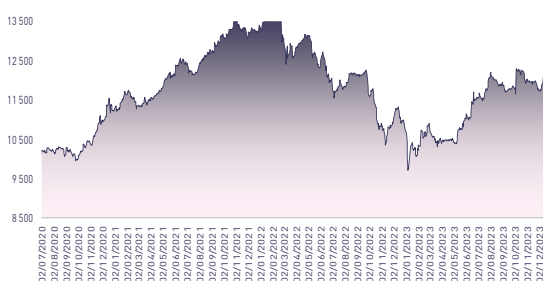
### Attijari Global Research

Mahat Zerhouni  
+212 529 03 68 16  
m.zerhouni@attijari.ma

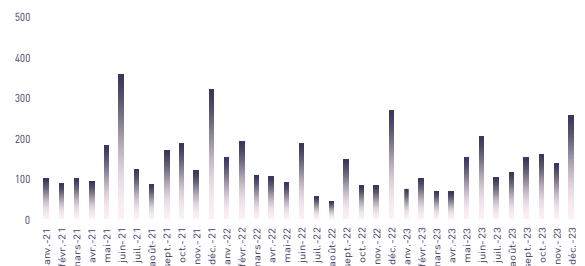
### Attijari Intermédiation

Anis Hares  
+212 529 03 68 34  
Alae Yahya  
+212 529 03 68 15  
Sofia Mohcine  
+212 529 03 68 21

## MASI INDEX EVOLUTION (pts)



## ADV- MONTHLY BASIS VOLUME (MAD Mn)



## KEY ECONOMIC RELEASES/EVENTS OVER THE WEEK

### | Jan. 12<sup>th</sup> | 2024

HCP forecasts a growth rate of the Moroccan economy of 3.2% in 2024.

### | Jan. 12<sup>th</sup> | 2024

At the end of November 2023, overnight stays at classified accommodation establishments stood at 23,778,374 up 38%.

### | Jan. 10<sup>th</sup> | 2024

The World Bank (WB), forecasts a Moroccan economy growth rate of 3.1% in 2024.

### | Jan. 10<sup>th</sup> | 2024

According to the National Fisheries Office, landings of inshore and artisanal fishery revenue settled at MAD 10 Bn during 2023, up 3% compared to the previous year.



# CASABLANCA CLOSING

## EQUITY



### DAILY STOCK ON JANUARY 12<sup>th</sup>, 2024

12/01/2024	Close	Day	YTD	Max 2024	Min 2024	Quantity	P/E 22R	P/B 22R	D/Y 22R
Addoha	16,00	-1,23%	11,65%	16,49	14,83	519 754	N.S	0,7	0,0%
AFMA	1 200,0	0,00%	0,00%	1 224,0	1 200,0	31	20,2	26,2	4,6%
Afric Industries	332,0	2,06%	-0,88%	335,0	325,0	99	15,6	2,1	6,0%
Afriquia Gaz	4 150,0	3,88%	3,75%	4 150,0	3 965,0	107	27,6	4,8	3,4%
Agma	6 581,0	-5,99%	3,15%	7 000,0	6 581,0	14	23,2	10,6	4,0%
Akdital	550,0	1,85%	10,89%	550,0	496,1	19 210	N.S	5,6	0,6%
Alliances	137,00	-2,84%	18,61%	143,65	123,50	67 414	17,0	0,9	0,0%
Aluminium du Maroc	1 321,0	-1,34%	-3,51%	1 369,0	1 321,0	42	N.S	2,3	5,3%
Aradei Capital	445,0	0,00%	0,00%	449,0	441,0	391	22,0	1,1	4,3%
AtlantaSanad	124,0	0,00%	-2,36%	127,0	124,0	2 585	18,1	3,4	4,4%
Attijariwafa bank	480,0	0,84%	4,35%	480,0	462,5	65 235	17,0	1,9	3,2%
Auto Hall	68,49	0,06%	1,09%	68,49	66,93	2 230	34,4	2,0	5,1%
Auto Nejma	2 320,0	0,00%	-6,07%	2 470,0	2 320,0	0	12,7	2,1	5,4%
Balima	196,1	5,97%	5,97%	196,1	185,0	1	18,5	2,7	2,8%
BCP	285,0	0,18%	3,64%	285,0	275,0	67 089	21,1	1,6	3,2%
BoA	184,0	0,33%	2,51%	184,0	180,0	15 743	17,0	1,6	2,2%
BMCI	575,0	0,88%	6,48%	575,0	548,8	12 498	33,4	1,1	3,1%
Cartier Saada	22,87	0,00%	3,95%	22,87	22,00	37	40,1	0,9	0,0%
CFG Bank	153,6	-0,90%	8,55%	157,0	146,0	45 636	32,8	3,2	1,5%
CIH	340,0	-1,16%	-3,29%	350,0	340,0	3 778	15,5	1,6	4,1%
Cimar	1 724,0	0,23%	2,62%	1 724,0	1 677,0	1 683	27,5	7,5	3,5%
CMT	1 100,0	-4,35%	0,92%	1 200,0	1 100,0	1 431	7,9	2,7	5,5%
Colorado	45,68	-2,99%	-1,76%	47,09	45,61	6 436	20,8	2,3	4,4%
Cosumar	195,0	-2,01%	0,00%	200,0	195,0	5 990	22,3	3,3	3,6%
Crédit du Maroc	839,0	-1,29%	5,27%	850,0	797,0	500	22,6	1,4	3,2%
CTM	582,1	-2,09%	2,10%	599,0	570,1	2	20,1	2,4	4,3%
Dari Couspate	3 200,0	0,00%	0,00%	3 200,0	3 200,0	30	N.S	2,8	2,7%
Delattre Levivier	40,00	0,00%	0,00%	40,00	40,00	0	N.S	N.S	0,0%
Delta Holding	36,99	0,16%	4,20%	36,99	36,00	1 229	19,5	1,4	3,8%
Diac Salaf	26,25	0,00%	0,00%	26,25	26,25	0	N.S	N.S	0,0%
Disty Technologies	190,0	0,00%	-0,73%	190,0	187,0	770	N.S	1,2	5,3%
Disway	700,0	0,01%	7,69%	700,0	672,0	1 487	15,6	2,0	5,0%
Ennaki	31,79	-0,63%	2,55%	32,00	31,49	2 705	6,6	1,4	5,8%
Eqdom	1 050,0	0,00%	6,36%	1 053,0	990,0	5 836	19,9	1,2	5,2%
Fenie Brossette	93,25	0,00%	-1,13%	96,98	93,25	0	6,5	1,1	0,0%
HPS	620,0	0,00%	-0,32%	624,6	620,0	3 154	39,2	7,0	1,0%
IAM	102,5	0,54%	2,50%	102,5	99,3	56 767	15,5	6,5	2,1%
IB Maroc	23,46	0,30%	13,33%	23,48	20,70	15	N.S	N.S	0,0%
Immorrente	95,5	0,52%	2,68%	95,5	94,8	148	N.S	1,2	5,8%
Involy	86,0	0,00%	-2,27%	88,0	86,0	3	N.S	0,4	0,0%
Jet Contractors	292,0	3,58%	14,51%	292,0	255,0	10 930	35,6	0,9	0,0%
Label Vie	4 212,0	-1,59%	0,29%	4 280,0	4 161,0	1 659	16,3	4,3	2,1%
LafargeHolcim Maroc	2 000,0	0,30%	4,17%	2 000,0	1 920,0	2 747	33,7	4,1	3,3%
Lesieur	270,0	0,00%	0,00%	270,0	270,0	4	36,2	4,0	1,7%
M2M Group	619,0	0,00%	0,00%	619,0	619,0	0	11,9	3,1	0,0%
Maghreb Oxygène	220,1	1,20%	-4,30%	230,0	216,1	8	11,7	0,6	1,8%
Maghrébail	910,0	0,00%	0,00%	910,0	910,0	0	10,6	1,2	5,5%
Managem	1 900,0	1,33%	7,95%	1 930,0	1 840,0	802	11,8	2,5	1,6%
Maroc Leasing	381,6	0,00%	5,99%	381,6	360,0	0	15,4	1,0	3,7%
Marsa Maroc	279,5	0,22%	0,54%	279,8	275,0	22 399	25,1	9,1	2,9%
Med Paper	19,02	-1,45%	-7,17%	20,10	19,02	24 463	12,2	4,4	0,0%
Microdata	620,0	0,00%	3,33%	649,0	600,0	84	24,4	6,2	4,0%
Mutandis	254,0	0,00%	1,60%	257,0	248,0	4 847	23,6	2,4	3,3%
Oulmès	1 350,0	0,00%	0,07%	1 350,0	1 349,0	0	43,9	4,0	1,2%
Promopharm	940,0	0,00%	-6,00%	1 000,0	940,0	0	12,5	2,0	4,3%
Rebab	83,00	0,00%	-0,97%	83,81	83,00	0	N.S	0,6	0,0%
RDS	24,00	-2,04%	10,60%	24,75	22,48	26 243	N.S	0,2	0,0%
Risma	190,0	0,00%	-8,21%	207,0	190,0	4 019	17,9	2,6	0,0%
S2M	199,0	0,00%	10,56%	199,0	180,0	0	8,0	3,2	0,0%
SANLAM Maroc	1 235,0	-3,29%	-4,93%	1 300,0	1 235,0	163	N.S	1,0	2,8%
Salafin	511,4	0,02%	-1,65%	544,0	480,8	25	18,6	1,9	5,3%
Samir	127,8	0,00%	0,00%	127,8	127,8	0	N.S	N.S	0,0%
SBM	2 210,0	0,45%	-2,08%	2 335,0	2 200,0	106	15,7	4,1	6,6%
SMI	1 400,0	0,00%	5,82%	1 420,0	1 333,0	6	N.S	2,0	0,0%
SNEP	485,0	0,21%	-1,02%	489,5	477,0	1 122	13,4	1,5	3,3%
Sonasis	674,0	0,45%	2,12%	674,0	664,1	2 683	30,6	1,4	4,5%
Sothema	1 029,0	2,90%	8,20%	1 029,0	987,0	418	27,8	5,2	2,4%
SRM	110,8	-5,98%	-7,55%	117,8	110,8	120	13,2	0,2	0,0%
Stokvis	10,95	0,00%	0,46%	11,08	10,67	800	N.S	N.S	0,0%
Stroc Industrie	28,83	-1,30%	0,38%	30,85	28,83	250	N.S	N.S	0,0%
TAQA Morocco	1 229,0	0,16%	11,73%	1 229,0	1 100,0	1 600	22,3	4,7	2,8%
TGCC	205,7	0,83%	10,59%	205,7	188,0	7 994	26,5	5,0	2,9%
Timar	600,0	0,00%	0,00%	600,0	600,0	0	14,5	1,2	0,0%
Total Maroc	1 180,0	0,00%	1,72%	1 180,0	1 170,0	806	21,7	3,8	4,7%
UNIMER	177,0	0,00%	0,00%	177,0	177,0	0	44,0	1,8	0,6%
Wafa Assurance	4 199,0	0,21%	4,98%	4 199,0	4 000,0	175	18,9	1,8	3,1%
Zellidja	78,00	0,00%	11,11%	78,95	74,00	0	5,8	0,8	0,0%
MASI	12 501,7	0,17%	3,38%	12 501,7	12 141,7	-	20,3	3,6	2,9%

Multiples reflect 2022R achievements reported to the current stock market capitalization



Attijari  
Global Research



# CASABLANCA CLOSING

## EQUITY

### 2022 FINANCIAL FIGURES

MAD Mn	Turnover			EBIT			Net Income (Group Share)		
	2022	2021	Change	2022	2021	Change	2022	2021	Change
Maroc Telecom	35 731	35 790	-0.2%	11 468	11 586	-1.0%	5 820	6 014	-3.2%
<b>Food-processing</b>									
Cosumar	10 433	9 113	14.5%	1 294	1 408	-8.1%	826	763	8.2%
SBM	2 910	2 697	7.9%	647	542	19.3%	399	335	19.1%
Lesieur Cristal	6 897	4 863	41.8%	463	309	49.8%	206	140	47.1%
Mutandis	2 329	1 685	38.2%	175	133	31.7%	100	60	66.0%
Dari Couspate	782	698	12.0%	12	67	-82.1%	20	42	-52.8%
Oulmès	2 196	1 734	26.6%	117	121	-3.8%	61	41	49.1%
Unimer	1 368	1 026	33.3%	74	-7	MAD +80 Mn	46	-94	MAD +140 Mn
<b>Banks</b>									
Attijariwafa bank	26 313	24 380	7.9%	11 399	9 484	20.2%	6 065	5 144	17.9%
BOA	15 624	14 607	7.0%	4 697	3 726	26.1%	2 305	2 007	14.8%
BCP	20 609	20 087	2.6%	5 582	4 526	23.3%	2 750	1 765	55.8%
Crédit du Maroc	2 569	2 460	4.4%	759	1 061	-28.5%	404	627	-35.6%
CIH Bank	3 518	3 107	13.2%	1 067	932	14.4%	669	603	11.0%
BMCI	3 054	3 044	0.3%	420	338	24.2%	229	194	17.8%
<b>Insurance</b>									
SANLAM Maroc	5 955	5 621	5.9%	-205	994	MAD -1199 Mn	-70	607	MAD -677 Mn
Wafa Assurance	11 639	9 785	18.9%	1 092	485	125.3%	776	424	83.0%
AtlantaSanad	5 465	5 478	-0.2%	731	659	10.9%	414	417	-0.7%
AFMA	244	222	9.8%	100	93	6.8%	59	58	2.5%
AGMA	152	141	7.5%	83	79	5.0%	57	52	9.4%
<b>Building materials</b>									
TGCC	5 178	3 626	42.8%	399	364	9.6%	245	236	3.9%
Delta Holding	2 792	2 538	10.0%	312	261	19.6%	166	172	-3.4%
GNEP	1 107	1 083	2.3%	173	213	-18.7%	87	126	-31.1%
Sonasid	4 888	4 494	8.8%	163	167	-2.4%	86	108	-20.3%
Colorado	610	574	6.2%	60	55	8.4%	35	33	6.6%
Aluminium du Maroc	1 419	1 172	21.0%	123	128	-3.8%	5	18	-75.3%
Jet Contractors	1 800	1 680	7.1%	129	106	21.6%	25	11	129.7%
<b>CM</b>									
LafargeHolcim Maroc	7 985	8 195	-2.6%	2 696	3 496	-22.9%	1 392	2 010	-30.8%
Ciments du Maroc	4 068	4 146	-1.9%	1 327	1 620	-18.1%	905	1 197	-24.4%
<b>R. Estate</b>									
Alliances	1 604	1 414	13.4%	321	260	23.6%	178	119	49.5%
RDS	543	776	-30.0%	-26	49	MAD -75 Mn	-61	-17	MAD -44 Mn
Addoha	1 378	1 197	15.1%	127	-144	MAD +270 Mn	38	-88	MAD +126 Mn
<b>Energy</b>									
Taqd Morocco	13 604	7 812	74.1%	2 913	2 431	19.8%	1 303	1 005	29.6%
TotalEnergies Marketing Maroc	19 719	12 870	53.2%	730	1 311	-44.3%	488	935	-47.8%
Afrique Gaz	9 510	7 132	33.3%	882	681	29.4%	517	504	2.6%
<b>Dist</b>									
Label Vie	13 947	11 758	18.6%	752	631	19.2%	748	407	83.8%
<b>Auto</b>									
Auto Hall	4 831	5 084	-5.0%	259	460	-43.7%	100	264	-62.1%
Auto Nejma	2 101	2 319	-9.4%	287	225	27.5%	187	146	28.5%
<b>Port</b>									
Marsa Maroc	3 949	3 592	9.9%	1 363	1 129	20.7%	817	666	22.6%
Managem	9 645	7 423	29.9%	1 993	1 317	51.3%	1 615	862	87.4%
<b>Mining</b>									
CMT	592	462	28.1%	296	190	55.7%	236	152	54.7%
SMI	798	689	15.8%	33	-68	MAD +101 Mn	35	-67	MAD +102 Mn
<b>IT</b>									
Disway	1 950	1 824	6.9%	122	169	-27.5%	85	108	-21.3%
Disty Technologies	497	456	8.9%	26	32	-18.0%	4	18	-77.4%
HPS	981	797	23.1%	163	144	13.2%	117	99	18.4%
Microdata	695	564	23.3%	104	77	35.7%	43	46	-6.5%
S2M	280	263	6.2%	22	59	-62.0%	20	3	MAD +18 Mn
Involys	40	36	9.9%	5	3	54.2%	-0.1	0.005	MAD 0 Mn
M2M Group	62	54	14.8%	-45	-29	MAD -17 Mn	34	-20	MAD +53 Mn
<b>Leasing</b>									
Maghrebail	441	363	21.4%	211	173	21.8%	119	99	20.1%
Maroc Leasing	334	371	-9.9%	154	149	2.9%	69	91	-24.1%
Salafin	399	389	2.6%	147	137	7.3%	86	85	1.2%
Eqdom	590	581	1.6%	174	111	57.4%	88	33	165.3%
Aradei Capital	486	421	15.4%	438	488	-10.2%	227	364	-34.0%
Akdital	1 035	770	34.4%	177	120	47.7%	88	48	82.3%
Sothema	2 302	2 056	12.0%	442	421	5.0%	267	279	-4.4%
Ennakl Automobiles	1 931	1 827	5.7%	216	147	46.2%	144	109	32.4%
Promopharm	705	630	11.8%	134	105	27.8%	75	69	9.1%
CTM	605	530	14.2%	6	25	-77.2%	35	35	0.7%
Maghreb Oxygène	291	274	6.2%	17	23	-26.2%	15	18	-15.1%
Timar	665	543	22.4%	30	28	6.0%	12	12	1.5%
Balima	49	47	3.9%	9	12	-20.5%	18	10	87.0%
Med Paper	135	79	70.6%	14	-3	MAD +16 Mn	7	9	-21.7%
<b>Others</b>									
Afric Industries	40	47	-14.9%	9	13	-30.6%	6	5	17.4%
Immorente Invest	67	70	-4.3%	19	23	-17.8%	8	4	121.0%
Fenie Brossette	569	532	7.0%	19	6	MAD +13 Mn	21	4	MAD +17 Mn
SRM	360	287	25.4%	6	5	28.7%	3	-1	MAD +4 Mn
Zellidja	569	536	6.2%	15	-22	MAD +37 Mn	8	-2	MAD +10 Mn
Rebab Company	0.03	0.05	-33.3%	-0.37	-0.27	MAD +0 Mn	-0.22	-4.12	MAD +4 Mn
Stroc Industrie	77	58	34.3%	1	-5	MAD +6 Mn	-15	-11	MAD -4 Mn
IB Maroc.com	NC	NC	-	NC	NC	-	NC	NC	-
Stokvis Nord Afrique	222	348	-36.2%	-46	6	MAD -51 Mn	-184	-29	MAD -154 Mn
Risma	1 037	525	97.5%	204	-84	MAD +288 Mn	152	-172	MAD +324 Mn
DLM	NC	NC	-	NC	NC	-	NC	NC	-







# CASABLANCA CLOSING

## EQUITY

### 2022 DIVIDENDS

Stock	DPS 2022	DPS 2021	Change	GM Date	Ex-Dividend Date	Date of payment
Addoha	-	-	-	27/06/2023		
AFMA	55	54	1,9%	15/06/2023	28/08/2023	06/09/2023
Afric Industries	20	22	-9,1%	20/06/2023	21/07/2023	31/07/2023
Afriquia Gaz	140	140	0,0%	08/05/2023	22/05/2023	31/05/2023
Agma	255	250	2,0%	24/05/2023	13/07/2023	27/07/2023
Akdital	3,25	2,00	62,5%	08/06/2023	28/07/2023	08/08/2023
Alliances	-	-	-	26/06/2023		
Aluminium du Maroc	70	110	-36,4%	22/06/2023	13/07/2023	25/07/2023
Aradei Capital	5,42	1,05		09/05/2023	01/06/2023	12/06/2023
	13,78 [Extraordinary DPS]	17,17 [Extraordinary DPS]	5,4%			
AtlantaSanad	5,5	5,2	5,8%	25/05/2023	12/06/2023	21/06/2023
Attijariwafa bank	15,5	15,0	3,3%	24/05/2023	03/07/2023	12/07/2023
Auto Hall	3,5	3,5	0,0%	31/05/2023	20/06/2023	03/07/2023
Auto Nejma	110	86		07/04/2023	18/04/2023	28/04/2023
	15 [Extraordinary DPS]		45,3%			
Balima	5,5	5	10,0%	20/06/2023	13/07/2023	27/07/2023
BCP	9,0	8,5	5,9%	27/06/2023	13/07/2023	26/07/2023
BOA	4	4	0,0%	20/06/2023	06/07/2023	17/07/2023
BMCI	18	10	80,0%	26/06/2023	13/07/2023	27/07/2023
Cartier Saada	-	-	-	06/09/2023		
Crédit du Maroc	27	26	4,2%	20/06/2023	13/07/2023	27/07/2023
CIH Bank	14,0	14	0,0%	15/06/2023	04/07/2023	13/07/2023
Cimar	60	95	-36,8%	30/05/2023	06/07/2023	17/07/2023
CMT	60	88	-31,8%	27/06/2023	23/08/2023	01/09/2023
Colorado	2	2	-1,5%	22/05/2023	09/06/2023	20/06/2023
Cosumar	7,0	6	16,7%	08/06/2023	06/07/2023	17/07/2023
CTM	25	22	13,6%	26/06/2023	14/09/2023	25/09/2023
Dari Couspate	85,0	95	-10,5%	23/06/2023	21/07/2023	31/07/2023
Delta Holding	1,4	1,3	7,7%	16/05/2023	11/07/2023	21/07/2023
Disty Technologies	10	15	-33,3%	15/06/2023	28/07/2023	08/08/2023
Disway	35	40		30/05/2023	22/06/2023	05/07/2023
		30 [Extraordinary DPS]	-53,3%			
Delattre Levivier Maroc	-	-	-			
Ennakl Automobiles	1,9	1,9	2,2%	25/04/2023	21/06/2023	04/07/2023
Eqdom	55,0	40	37,5%	30/05/2023	20/06/2023	03/07/2023
Fenie Brossette	-	-	-	22/06/2023		
HPS	60,0	55	9,1%	22/06/2023	05/07/2023	14/07/2023
IB Maroc	-	-	-			
Immorante	1,0	5,5	0,0%	07/04/2023	18/04/2023	28/04/2023
	2,0				15/06/2023	26/06/2023
	1,0				18/09/2023	26/09/2023
	1,0				12/12/2023	21/12/2023
Involys	0,0	5,0	-	15/06/2023		
Jet Contractors	-	-	-	19/03/2023		
Label Vie	86,38	70,4		15/06/2023	03/07/2023	12/07/2023
		69,1 [Extraordinary DPS]	-38,1%			
LafargeHolcim Maroc	66	66	0,0%	27/06/2023	13/07/2023	27/07/2023
Lesieur	4,5	3,5	28,6%	10/05/2023	06/07/2023	14/07/2023
M2M Group	-	-	-	21/06/2023		
Maghreb Oxygène	4,0	4,0	0,0%	18/04/2023	02/05/2023	11/05/2023
Maghrébail	50	50	0,0%	09/05/2023	04/07/2023	13/07/2023
Managem	30	20	50,0%	31/05/2023	06/07/2023	14/07/2023
Maroc Leasing	14	14	0,0%	26/06/2023	15/09/2023	26/09/2023
IAM	2,19	4,78	-54,2%	31/03/2023	06/09/2023	15/09/2023
Marsa Maroc	8,0	7,2	11,1%	20/06/2023	13/07/2023	26/07/2023
Med Paper	-	-	-	26/06/2023		
Microdata	25	27	-7,4%	21/06/2023	12/07/2023	24/07/2023
Mutandis	8,5	8,5	0,0%	03/04/2023	20/06/2023	03/07/2023
TGCC	6,0	5,5	9,1%	20/06/2023	25/07/2023	03/08/2023
Oulmès	16,5	12,0	37,5%	18/05/2023	19/06/2023	28/06/2023
Promopharm	40	40	0,0%	21/06/2023	11/09/2023	20/09/2023
RDS	-	-	-	27/06/2023		
Rebab Company	-	-	-	26/06/2023		
Risma	-	-	-	13/06/2023		
S2M	-	-	-	22/06/2023		
SANLAM Maroc	36	35	2,9%	10/05/2023	22/08/2023	31/08/2023
Salafin	13,50	26,55		09/05/2023	22/05/2023	31/05/2023
	13,50 [Extraordinary DPS]	25,45 [Extraordinary DPS]	-48,1%			
SBM	145,5	113,0	28,8%	09/05/2023	06/06/2023	15/06/2023
SMI	-	-	-	31/05/2023		
SNEP	16	20	-20,0%	27/06/2023	14/09/2023	25/09/2023
Sonasid	30	38	-21,1%	22/06/2023	21/07/2023	31/07/2023
Sothema	25	25	0,0%	25/05/2023	03/07/2023	11/07/2023
SRM	-	-	-	20/06/2023		
Stokvis	-	-	-	15/06/2023		
Stroc Industrie	-	-	-	19/05/2023		
Taq Morocco	35	35	0,0%	23/05/2023	13/09/2023	22/09/2023
Timar	0	8	-	22/06/2023		
TotalEnergies Marketing Maroc	56	56	-	01/06/2023	19/06/2023	27/06/2023

#### Attijari Global Research

Mahat Zerhouni  
+212 529 03 68 16  
m.zerhouni@attijari.ma

#### Attijari Intermédiation

Anis Hares  
+212 529 03 68 34  
Alae Yahya  
+212 529 03 68 15  
Sofia Mohcine  
+212 522 49 59 52



Attijari  
Global Research