

# CASABLANCA CLOSING

## EQUITY


7 DECEMBER 2023

### MARKET INSIGHT

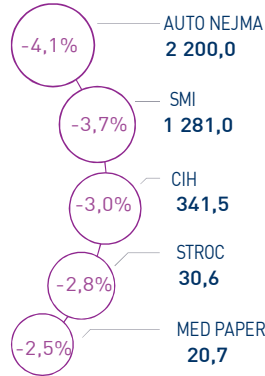
<b>  MASI  </b>	<b>11 827 pts</b>	<b>  MSI20  </b>	<b>971 pts</b>	<b>  CAPI  </b>	<b>607 MAD Bn</b>	<b>  VOLUME  </b>	<b>598 MAD Mn</b>
↗ Daily	0,59%	↗ Daily	0,78%	↗ High	632	MC	134
↗ YTD	10,32%	↗ YTD	13,25%	↘ Low	439	MB	463

### THE DAY IN REVIEW

#### TOP PERFORMERS



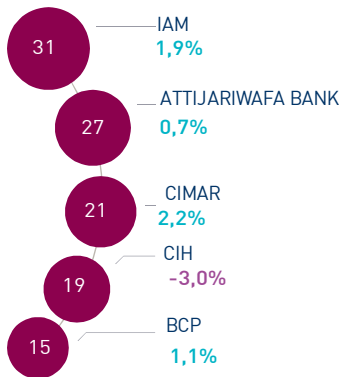
#### BOTTOM PERFORMERS



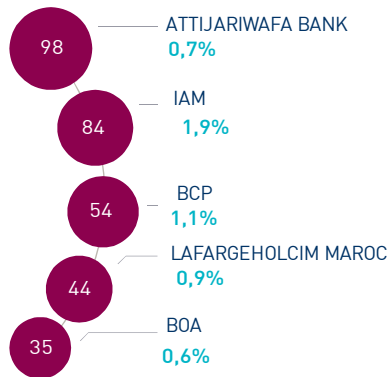
At the end of this trading session, the MASI index increased by +0.59% at 11,827 points. In this context, the annual performance stood at +10.32%.

BMCI topped the highest increase recording a gain of +5.6%. In the opposite, Auto Nejma dropped by -4.1%, i.e. the strongest decline of this trading session.

#### MOST ACTIVE (MAD Mn)



#### LARGEST CAP (MAD Bn)



Volume traded on the central market reached MAD 134 Mn. This was mainly driven by Maroc Telecom, Attijariwafa bank and Ciments du Maroc which monopolized 58% of the total flow

Volume on the block market settled at MAD 463 Mn and concerns Bank Of Africa shares.

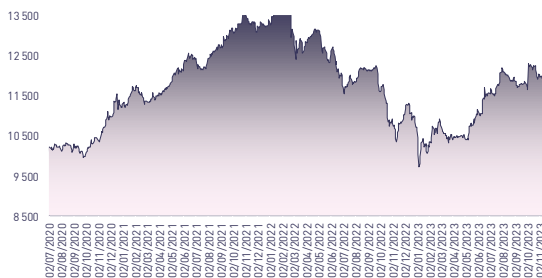
#### Attijari Global Research

Mahat Zerhouni  
+212 529 03 68 16  
m.zerhouni@attijari.ma

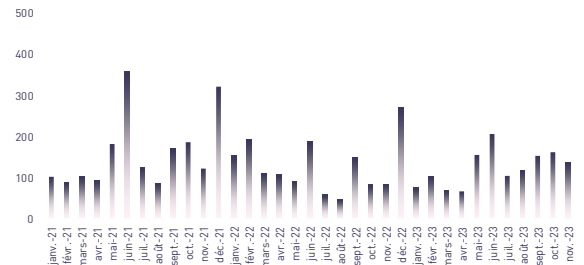
#### Attijari Intermédiation

Anis Hares  
+212 529 03 68 34  
Alae Yahya  
+212 529 03 68 15  
Sofia Mohcine  
+212 529 03 68 21

### MASI INDEX EVOLUTION (pts)



### ADV- MONTHLY BASIS VOLUME (MAD Mn)



### KEY ECONOMIC RELEASES/EVENTS OVER THE WEEK

#### | Dec. 7<sup>th</sup> | 2023

SNEP : Inauguration of new production capacities for an investment of MAD 600 Mn.

#### | Dec. 6<sup>th</sup> | 2023

At the end of October 2023, tourist arrivals amounted to 12,272,986 at the end of October 2023, up 39% compared to the end of October 2022.

#### | Dec. 5<sup>th</sup> | 2023

At the end of November 2023, cement sales stood at 11,388,552 tons, recording a decline of 1.4% compared to the same period of the previous year.

#### | Dec. 5<sup>th</sup> | 2023

At the end of November 2023, cumulative sales of new cars in Morocco amounted to 143,986 units, down of 0.9%.



Attijari  
Global Research



# CASABLANCA CLOSING

## EQUITY



### DAILY STOCK ON DECEMBER 7<sup>th</sup>, 2023

07/12/2023	Close	Day	YTD	Max 2023	Min 2023	Quantity	P/E 22R	P/B 22R	D/Y 22R
Addoha	14,88	-0,80%	136,94%	17,27	5,50	193 002	N.S	0,7	0,0%
AFMA	1 244,0	0,81%	-4,31%	1 341,0	1 200,0	1	21,0	27,2	4,4%
Afric Industries	309,10	-1,09%	-8,82%	375,00	300,00	24	14,6	2,0	6,5%
Afriquia Gaz	4 050,0	-1,22%	-12,90%	4 710,0	3 706,0	20	26,9	4,7	3,5%
Agma	6 800,00	0,00%	12,03%	6 800,00	5 650,00	0	23,9	10,4	3,8%
Akdital	489,0	1,43%	77,17%	530,0	270,5	1 487	N.S	11,3	0,7%
Alliances	106,90	0,38%	105,58%	118,00	42,98	1 483	13,2	0,7	0,0%
Aluminium du Maroc	1 357,0	-0,22%	-4,30%	1 400,0	1 211,0	9	N.S	2,4	5,2%
Aradei Capital	444,90	1,01%	9,85%	466,35	385,00	22	22,0	1,2	4,3%
AtlantaSanad	122,0	0,00%	-2,44%	135,0	113,5	1 509	17,8	3,3	4,5%
Attijariwafa bank	461,00	0,66%	17,60%	474,00	355,05	59 034	16,4	1,8	3,4%
Auto Hall	67,9	1,21%	4,40%	82,5	63,0	55	34,1	2,0	5,2%
Auto Nejma	2 200,00	-4,14%	21,08%	2 295,00	1 650,00	1	12,0	2,0	5,7%
Balima	183,0	0,00%	10,91%	183,0	149,5	0	17,3	2,5	3,0%
BCP	269,00	1,13%	16,45%	270,00	194,60	57 048	19,9	1,4	3,3%
BoA	171,0	0,59%	-0,58%	190,0	159,0	3 301	15,5	1,4	2,3%
BMCI	529,90	5,56%	49,52%	590,00	305,00	2	30,8	1,0	3,4%
Cartier Saada	21,5	0,00%	-18,87%	27,7	21,2	0	37,7	0,8	0,0%
CIH	341,50	-2,98%	12,34%	402,00	282,00	56 097	15,6	1,9	4,1%
Cimar	1 650,0	2,17%	28,91%	1 685,0	1 171,0	12 633	26,3	7,2	3,6%
CMT	1 305,00	0,38%	-22,32%	2 005,00	1 292,00	25	9,3	3,2	4,6%
Colorado	46,5	-1,04%	2,20%	47,9	40,0	15	21,2	2,3	4,3%
Cosumar	201,30	-0,35%	5,95%	218,55	163,40	2 753	23,0	3,4	3,5%
Crédit du Maroc	750,0	0,00%	25,00%	780,0	502,0	0	20,2	1,3	3,6%
CTM	581,20	0,21%	-14,05%	676,20	580,00	2	20,1	2,4	4,3%
Dari Couspate	3 400,0	0,00%	-14,03%	3 955,0	3 283,0	0	N.S	3,0	2,5%
Delattre Levivier	40,00	0,00%	-6,76%	42,90	40,00	0	N.S	N.S	0,0%
Delta Holding	37,0	0,00%	54,17%	39,6	20,3	1	19,5	1,4	3,8%
Diac Salaf	26,25	0,00%	0,00%	26,25	26,25	0	N.S	N.S	0,0%
Disty Technologies	187,5	0,21%	-10,71%	209,9	176,1	462	N.S	1,7	5,3%
Disway	681,30	0,19%	1,69%	750,00	620,00	45	15,2	1,9	5,1%
Ennaki	31,7	0,00%	1,05%	35,5	29,0	0	6,6	1,5	5,8%
Eqdom	1 109,00	0,00%	30,47%	1 184,00	800,00	0	21,0	1,2	5,0%
Fenie Brossette	98,9	0,00%	-20,82%	129,0	94,5	0	6,9	1,1	0,0%
HPS	614,00	0,66%	-5,54%	667,50	540,00	5 705	38,8	7,2	1,0%
IAM	95,5	1,92%	0,53%	114,5	75,6	334 228	14,4	6,0	2,3%
IB Maroc	22,00	-0,23%	-28,96%	32,19	18,20	60	N.S	N.S	0,0%
Immorente	97,0	0,00%	0,73%	99,4	94,0	1	N.S	1,2	5,7%
Involys	89,90	2,16%	-13,52%	103,95	87,00	6	N.S	0,4	0,0%
Jet Contractors	244,0	0,00%	18,45%	278,0	186,6	0	29,8	0,7	0,0%
Label Vie	4 190,00	0,00%	-9,89%	4 855,00	4 010,00	0	16,2	4,2	2,1%
LafargeHolcim Maroc	1 886,0	0,86%	39,70%	1 972,0	1 187,0	2 123	31,8	3,9	3,5%
Lesieur	263,25	0,00%	14,46%	284,95	220,00	20	35,3	3,8	1,7%
M2M Group	550,0	0,00%	-30,29%	789,0	550,0	0	10,6	1,8	0,0%
Maghreb Oxygène	236,80	0,00%	-3,25%	280,00	184,40	0	12,6	0,7	1,7%
Maghrébaïl	945,0	0,00%	5,12%	967,0	855,0	0	11,0	1,3	5,3%
Managem	1 543,00	0,46%	-39,01%	2 770,00	1 530,00	124	9,5	2,1	1,9%
Maroc Leasing	350,0	0,00%	-0,85%	385,0	337,0	0	14,1	0,9	4,0%
Marsa Maroc	268,05	-0,72%	24,10%	280,20	181,00	8 268	24,1	8,8	3,0%
Med Paper	20,7	-2,54%	-24,04%	28,5	20,7	2 152	13,3	N.S	0,0%
Microdata	550,00	0,00%	1,51%	580,00	492,00	14	21,7	5,5	4,5%
Mutandis	245,0	0,82%	12,39%	259,0	190,0	3 049	22,8	2,3	3,5%
Oulmès	1 272,00	0,00%	-18,15%	1 590,00	1 272,00	0	41,4	3,8	1,3%
Promopharm	1 020,0	0,00%	-4,49%	1 110,0	933,0	0	13,5	2,2	3,9%
Rebab	83,81	0,00%	-26,16%	113,50	75,65	0	N.S	1,7	0,0%
RDS	20,0	-2,44%	11,11%	24,3	10,0	9 888	N.S	0,1	0,0%
Risma	211,00	2,03%	85,09%	242,05	107,05	1 592	19,9	2,5	0,0%
S2M	178,1	0,00%	-12,27%	203,0	160,0	0	7,1	2,9	0,0%
SANLAM Maroc	1 294,00	-0,08%	30,71%	1 320,00	841,00	30	N.S	1,0	2,7%
Salafin	530,0	-0,38%	-7,02%	650,0	490,0	50	19,3	1,9	5,1%
Samir	127,80	0,00%	0,00%	127,80	127,80	0	N.S	N.S	0,0%
SBM	2 220,0	0,91%	-7,42%	2 900,0	2 045,0	40	15,8	3,6	6,6%
SMI	1 281,00	-3,68%	-15,72%	1 519,00	1 175,00	97	N.S	1,8	0,0%
SNEP	475,0	2,37%	-23,39%	630,0	433,9	115	13,1	1,3	3,4%
Sonasid	644,90	0,64%	24,02%	753,40	468,10	3	29,3	1,4	4,7%
Sothema	1 050,0	2,44%	-20,45%	1 450,0	989,9	185	28,4	5,5	2,4%
SRM	121,00	0,00%	-19,33%	155,65	109,00	0	14,4	0,2	0,0%
Stokvis	11,1	1,56%	-29,34%	15,8	10,7	27	N.S	N.S	0,0%
Stroc Industrie	30,58	-2,77%	-23,01%	41,33	30,58	140	N.S	N.S	0,0%
TAQA Morocco	1 010,0	-1,85%	-8,01%	1 150,0	882,0	2 425	18,3	3,8	3,5%
TGCC	177,00	0,06%	41,60%	179,00	110,00	6 365	22,8	4,3	3,4%
Timar	600,0	0,00%	233,33%	600,0	175,0	0	14,5	1,3	0,0%
Total Maroc	1 101,00	1,01%	-15,18%	1 350,00	1 050,00	57	20,2	3,3	5,1%
UNIMER	159,0	0,00%	-3,20%	160,0	140,6	400	39,5	1,5	0,6%
Wafa Assurance	3 950,00	0,00%	5,05%	4 250,00	3 001,00	0	17,8	1,4	3,3%
Zellidja	86,5	0,00%	18,89%	92,0	75,6	0	6,4	0,9	0,0%
MASI	11 827,0	0,59%	10,32%	12 294,4	9 718,0	-	19,1	3,5	3,1%

Multiples reflect 2022 realized results reported to the current stock market capitalization



Attijari  
Global Research



# CASABLANCA CLOSING

## EQUITY

### FY 2022 FINANCIAL FIGURES

	Turnover			EBIT			Net Income (Group Share)			
	MAD Mn	2022	2021	Change	2022	2021	Change	2022	2021	Change
Maroc Telecom		35 731	35 790	-0,2%	11 468	11 586	-1,0%	5 820	6 014	-3,2%
<b>Food-processing</b>										
Cosumar		10 433	9 113	14,5%	1 294	1 408	-8,1%	826	763	8,2%
SBM		2 910	2 697	7,9%	647	542	19,3%	399	335	19,1%
Lesieur Cristal		6 897	4 863	41,8%	463	309	49,8%	206	140	47,1%
Mutandis		2 329	1 685	38,2%	175	133	31,7%	100	60	66,0%
Dari Couspate		782	698	12,0%	12	67	-82,1%	20	42	-52,8%
Oulmès		2 196	1 734	26,6%	117	121	-3,8%	61	41	49,1%
Unimer		1 368	1 026	33,3%	74	-7	MAD +80 Mn	46	-94	MAD +140 Mn
<b>Banks</b>										
Attijariwafa bank		26 313	24 380	7,9%	11 399	9 484	20,2%	6 065	5 144	17,9%
BOA		15 624	14 607	7,0%	4 697	3 726	26,1%	2 305	2 007	14,8%
BCP		20 609	20 087	2,6%	5 582	4 526	23,3%	2 750	1 765	55,8%
Crédit du Maroc		2 569	2 460	4,4%	759	1 061	-28,5%	404	627	-35,6%
CIH Bank		3 518	3 107	13,2%	1 067	932	14,4%	669	603	11,0%
BMCI		3 054	3 044	0,3%	420	338	24,2%	229	194	17,8%
<b>Insurance</b>										
SANLAM Maroc		5 955	5 621	5,9%	-205	994	MAD -1199 Mn	-70	607	MAD -677 Mn
Wafa Assurance		11 639	9 785	18,9%	1 092	485	125,3%	776	424	83,0%
AtlantaSanad		5 465	5 478	-0,2%	731	659	10,9%	414	417	-0,7%
AFMA		244	222	9,8%	100	93	6,8%	59	58	2,5%
AGMA		152	141	7,5%	83	79	5,0%	57	52	9,4%
<b>Building materials</b>										
TGCC		5 178	3 626	42,8%	399	364	9,6%	245	236	3,9%
Delta Holding		2 792	2 538	10,0%	312	261	19,6%	166	172	-3,4%
SNEP		1 107	1 083	2,3%	173	213	-18,7%	87	126	-31,1%
Sonasid		4 888	4 494	8,8%	163	167	-2,4%	86	108	-20,3%
Colorado		610	574	6,2%	60	55	8,4%	35	33	6,6%
Aluminium du Maroc		1 419	1 172	21,0%	123	128	-3,8%	5	18	-75,3%
Jet Contractors		1 800	1 680	7,1%	129	106	21,6%	25	11	129,7%
<b>CM</b>										
LafargeHolcim Maroc		7 985	8 195	-2,6%	2 696	3 496	-22,9%	1 392	2 010	-30,8%
Ciments du Maroc		4 068	4 146	-1,9%	1 327	1 620	-18,1%	905	1 197	-24,4%
<b>R. Estate</b>										
Alliances		1 604	1 414	13,4%	321	260	23,6%	178	119	49,5%
RDS		543	776	-30,0%	-26	49	MAD -75 Mn	-61	-17	MAD -44 Mn
Addoha		1 378	1 197	15,1%	127	-144	MAD +270 Mn	38	-88	MAD +126 Mn
<b>Energy</b>										
Taqi Morocco		13 604	7 812	74,1%	2 913	2 431	19,8%	1 303	1 005	29,6%
TotalEnergies Marketing Maroc		19 719	12 870	53,2%	730	1 311	-44,3%	488	935	-47,8%
Afriquia Gaz		9 510	7 132	33,3%	882	681	29,4%	517	504	2,6%
<b>Disti</b>										
Label Vie		13 947	11 758	18,6%	752	631	19,2%	748	407	83,8%
<b>Auto</b>										
Auto Hall		4 831	5 084	-5,0%	259	460	-43,7%	100	264	-62,1%
Auto Nejma		2 101	2 319	-9,4%	287	225	27,5%	187	146	28,5%
<b>Pol. Auto</b>										
Marsa Maroc		3 949	3 592	9,9%	1 363	1 129	20,7%	817	666	22,6%
Managem		9 645	7 423	29,9%	1 993	1 317	51,3%	1 615	862	87,4%
<b>Mining</b>										
CMT		592	462	28,1%	296	190	55,7%	236	152	54,7%
SMI		798	689	15,8%	33	-68	MAD +101 Mn	35	-67	MAD +102 Mn
<b>IT</b>										
Disway		1 950	1 824	6,9%	122	169	-27,5%	85	108	-21,3%
Disty Technologies		497	456	8,9%	26	32	-18,0%	4	18	-77,4%
HPS		981	797	23,1%	163	144	13,2%	117	99	18,4%
Microdata		695	564	23,3%	104	77	35,7%	43	46	-6,5%
S2M		280	263	6,2%	22	59	-62,0%	20	3	MAD +18 Mn
Involys		40	36	9,9%	5	3	54,2%	-0,1	0,005	MAD 0 Mn
<b>Leasing</b>										
M2M Group		62	54	14,8%	-45	-29	MAD -17 Mn	34	-20	MAD +53 Mn
Maghrebaïl		441	363	21,4%	211	173	21,8%	119	99	20,1%
Maroc Leasing		334	371	-9,9%	154	149	2,9%	69	91	-24,1%
Salafin		399	389	2,6%	147	137	7,3%	86	85	1,2%
Eqdom		590	581	1,6%	174	111	57,4%	88	33	165,3%
<b>Others</b>										
Aradeï Capital		486	421	15,4%	438	488	-10,2%	227	344	-34,0%
Akdital		1 035	770	34,4%	177	120	47,7%	88	48	82,3%
Sothema		2 302	2 056	12,0%	442	421	5,0%	267	279	-4,4%
Ennaki Automobiles		1 931	1 827	5,7%	216	147	46,2%	144	109	32,4%
Promopharm		705	630	11,8%	134	105	27,8%	75	69	9,1%
CTM		605	530	14,2%	6	25	-77,2%	35	35	0,7%
Maghreb Oxygène		291	274	6,2%	17	23	-26,2%	15	18	-15,1%
Timar		665	543	22,4%	30	28	6,0%	12	12	1,5%
Balima		49	47	3,9%	9	12	-20,5%	18	10	87,0%
Med Paper		135	79	70,6%	14	-3	MAD +16 Mn	7	9	-21,7%
Afric Industries		40	47	-14,9%	9	13	-30,6%	6	5	17,4%
Immorente Invest		67	70	-4,3%	19	23	-17,8%	8	4	121,0%
Fenie Brossette		569	532	7,0%	19	6	MAD +13 Mn	21	4	MAD +17 Mn
SRM		360	287	25,4%	6	5	28,7%	3	-1	MAD +4 Mn
Zellidja		569	536	6,2%	15	-22	MAD +37 Mn	8	-2	MAD +10 Mn
Rebab Company		0,03	0,05	-33,3%	-0,37	-0,37	MAD +0 Mn	-0,22	-4,12	MAD +4 Mn
Stroc Industrie		77	58	34,3%	1	-5	MAD +6 Mn	-15	-11	MAD -4 Mn
IB Maroc.com		NC	NC	-	NC	NC	-	NC	NC	-
Stokvis Nord Afrique		222	348	-36,2%	-46	6	MAD -51 Mn	-184	-29	MAD -154 Mn
Risma		1 037	525	97,5%	204	-84	MAD +288 Mn	152	-172	MAD +324 Mn
DLM		NC	NC	-	NC	NC	-	NC	NC	-





# CASABLANCA CLOSING

## EQUITY

### 2022 DIVIDENDS

Stock	DPS 2022	DPS 2021	Change	GM Date	Ex-Dividend Date	Date of payment
Addoha	-	-	-	27/06/2023		
AFMA	55	54	1,9%	15/06/2023	28/08/2023	06/09/2023
Afric Industries	20	22	-9,1%	20/06/2023	21/07/2023	31/07/2023
Afriquia Gaz	140	140	0,0%	08/05/2023	22/05/2023	31/05/2023
Agma	255	250	2,0%	24/05/2023	13/07/2023	27/07/2023
Akdital	3,25	2,00	62,5%	08/06/2023	28/07/2023	08/08/2023
Alliances	-	-	-	26/06/2023		
Aluminium du Maroc	70	110	-36,4%	22/06/2023	13/07/2023	25/07/2023
Aradei Capital	5,42	1,05		09/05/2023	01/06/2023	12/06/2023
	13,78 [Extraordinary DPS]	17,17 [Extraordinary DPS]	5,4%			
AtlantaSanad	5,5	5,2	5,8%	25/05/2023	12/06/2023	21/06/2023
Attijariwafa bank	15,5	15,0	3,3%	24/05/2023	03/07/2023	12/07/2023
Auto Hall	3,5	3,5	0,0%	31/05/2023	20/06/2023	03/07/2023
Auto Nejma	110	86	45,3%	07/04/2023	18/04/2023	28/04/2023
	15 [Extraordinary DPS]					
Balima	5,5	5	10,0%	20/06/2023	13/07/2023	27/07/2023
BCP	9,0	8,5	5,9%	27/06/2023	13/07/2023	26/07/2023
BOA	4	4	0,0%	20/06/2023	06/07/2023	17/07/2023
BMCI	18	10	80,0%	26/06/2023	13/07/2023	27/07/2023
Cartier Saada	-	-	-	06/09/2023		
Crédit du Maroc	27	26	4,2%	20/06/2023	13/07/2023	27/07/2023
CIH Bank	14,0	14	0,0%	15/06/2023	04/07/2023	13/07/2023
Cimar	60	95	-36,8%	30/05/2023	06/07/2023	17/07/2023
CMT	60	88	-31,8%	27/06/2023	23/08/2023	01/09/2023
Colorado	2	2	-1,5%	22/05/2023	09/06/2023	20/06/2023
Cosumar	7,0	6	16,7%	08/06/2023	06/07/2023	17/07/2023
CTM	25	22	13,6%	26/06/2023	14/09/2023	25/09/2023
Dari Couspate	85,0	95	-10,5%	23/06/2023	21/07/2023	31/07/2023
Delta Holding	1,4	1,3	7,7%	16/05/2023	11/07/2023	21/07/2023
Disty Technologies	10	15	-33,3%	15/06/2023	28/07/2023	08/08/2023
Disway	35	40	-53,3%	30/05/2023	22/06/2023	05/07/2023
		30 [Extraordinary DPS]				
Delattre Levivier Maroc	-	-	-			
Ennaki Automobiles	1,9	1,9	2,2%	25/04/2023	21/06/2023	04/07/2023
Eqdom	55,0	40	37,5%	30/05/2023	20/06/2023	03/07/2023
Fenie Brossette	-	-	-	22/06/2023		
HPS	60,0	55	9,1%	22/06/2023	05/07/2023	14/07/2023
IB Maroc	-	-	-			
Immorente	1,0	5,5	0,0%	07/04/2023	18/04/2023	28/04/2023
	2,0				15/06/2023	26/06/2023
	1,0				18/09/2023	26/09/2023
	1,0					21/12/2023
Involys	0,0	5,0	-	15/06/2023		
Jet Contractors	-	-	-	19/03/2023		
Label Vie	86,38	70,4		15/06/2023	03/07/2023	12/07/2023
		69,1 [Extraordinary DPS]	-38,1%			
LafargeHolcim Maroc	66	66	0,0%	27/06/2023	13/07/2023	27/07/2023
Lesieur	4,5	3,5	28,6%	10/05/2023	06/07/2023	14/07/2023
M2M Group	-	-	-	21/06/2023		
Maghreb Oxygène	4,0	4,0	0,0%	18/04/2023	02/05/2023	11/05/2023
Maghrébail	50	50	0,0%	09/05/2023	04/07/2023	13/07/2023
Managem	30	20	50,0%	31/05/2023	06/07/2023	14/07/2023
Maroc Leasing	14	14	0,0%	26/06/2023	15/09/2023	26/09/2023
IAM	2,19	4,78	-54,2%	31/03/2023	06/09/2023	15/09/2023
Marsa Maroc	8,0	7,2	11,1%	20/06/2023	13/07/2023	26/07/2023
Med Paper	-	-	-	26/06/2023		
Microdata	25	27	-7,4%	21/06/2023	12/07/2023	24/07/2023
Mutandis	8,5	8,5	0,0%	03/04/2023	20/06/2023	03/07/2023
TGCC	6,0	5,5	9,1%	20/06/2023	25/07/2023	03/08/2023
Outmès	16,5	12,0	37,5%	18/05/2023	19/06/2023	28/06/2023
Promopharm	40	40	0,0%	21/06/2023	11/09/2023	20/09/2023
RDS	-	-	-	27/06/2023		
Rebab Company	-	-	-	26/06/2023		
Risma	-	-	-	13/06/2023		
S2M	-	-	-	22/06/2023		
SANLAM Maroc	36	35	2,9%	10/05/2023	22/08/2023	31/08/2023
Salafin	13,50	26,55	-48,1%	09/05/2023	22/05/2023	31/05/2023
	13,50 [Extraordinary DPS]	25,45 [Extraordinary DPS]				
SBM	145,5	113,0	28,8%	09/05/2023	06/06/2023	15/06/2023
SMI	-	-	-	31/05/2023		
SNEP	16	20	-20,0%	27/06/2023	14/09/2023	25/09/2023
Sonasis	30	38	-21,1%	22/06/2023	21/07/2023	31/07/2023
Sothema	25	25	0,0%	25/05/2023	03/07/2023	11/07/2023
SRM	-	-	-	20/06/2023		
Stokvis	-	-	-	15/06/2023		
Stroc Industrie	-	-	-	19/05/2023		
Taga Morocco	35	35	0,0%	23/05/2023	13/09/2023	22/09/2023
Timar	0	8	-	22/06/2023		
TotalEnergies Marketing Maroc	56	56	-	01/06/2023	19/06/2023	27/06/2023
Unimer	1	-	-	22/06/2023	13/09/2022	22/09/2023
Wafa Assurance	130	120	8,3%	10/05/2023	08/06/2023	19/06/2023
Zellidja	-	-	-	26/06/2023		

#### Attijari Global Research

Mahat Zerhouni  
+212 529 03 68 16  
m.zerhouni@attijari.ma

#### Attijari Intermédiation

Anis Hares  
+212 529 03 68 34  
Alae Yahya  
+212 529 03 68 15  
Sofia Mohcine  
+212 522 49 59 52



Attijari  
Global Research