

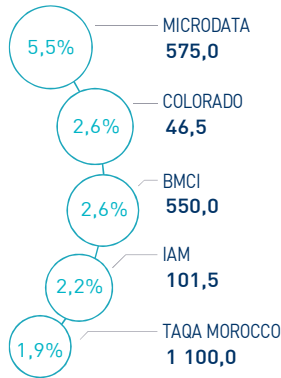
CASABLANCA CLOSING EQUITY

MARKET INSIGHT

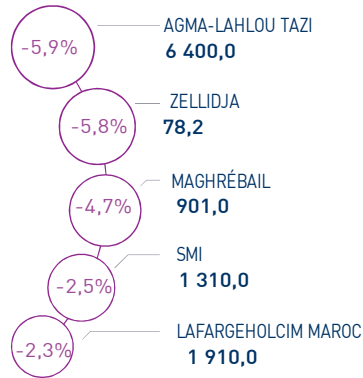
| | | | |
|----------------------------|--------------------------|----------------------------|------------------------------|
| MASI 11 995 pts | MSI20 985 pts | CAPI 618 MAD Bn | VOLUME 181 MAD Mn |
| ↗ Daily 0,36% | ↗ Daily 0,42% | ↗ High 632 | MC 181 |
| ↗ YTD 11,89% | ↗ YTD 14,88% | ↘ Low 439 | MB - |

THE DAY IN REVIEW

TOP PERFORMERS



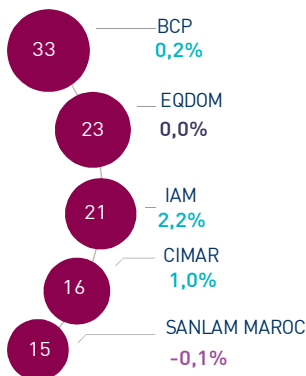
BOTTOM PERFORMERS



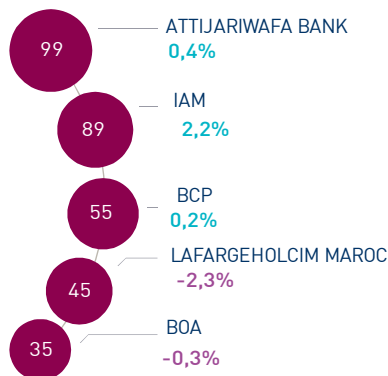
At the end of this trading session, the MASI index increased by +0.36% at 11,995 points. In this context, the annual performance stood at +11.89%.

Microdata topped the highest increase recording a gain of +5.5%. In the opposite, Agma-Lahlou Tazi dropped by -5.9%, i.e. the strongest decline of this trading session.

MOST ACTIVE (MAD Mn)



LARGEST CAP (MAD Bn)



Volume traded on the central market reached MAD 181 Mn.

This was mainly driven by BCP, Eqdom and Maroc Telecom which monopolized almost 43% of the total flow.

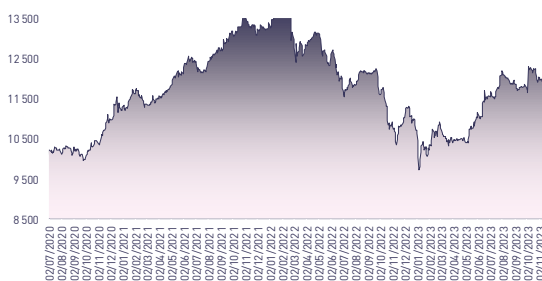
Attijari Global Research

Mahat Zerhouni
+212 529 03 68 16
m.zerhouni@attijari.ma

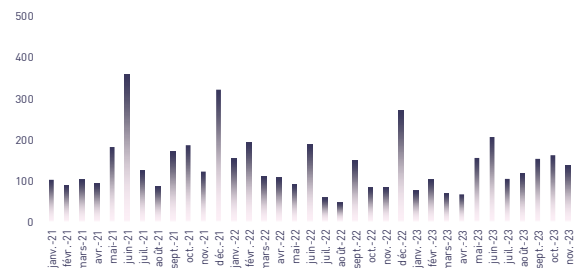
Attijari Intermédiation

Anis Hares
+212 529 03 68 34
Alae Yahya
+212 529 03 68 15
Sofia Mohcine
+212 529 03 68 21

MASI INDEX EVOLUTION (pts)



ADV- MONTHLY BASIS VOLUME (MAD Mn)



KEY ECONOMIC RELEASES/EVENTS OVER THE WEEK

| Dec. 12th | 2023

As of December 1st 2023, Official Reserve Assets reached MAD 354.7 Bn. These show an increase of 2.9% year-on-year.

| Dec. 11th | 2023

Sonasid : Obtaining international environmental product declaration (EPD) certification for the Group's long steels (reinforcement bars and wire rod).

| Dec. 8th | 2023

Immoriente Invest : the payment date of its 4th quarterly DPS for an amount of MAD 1.0 will be on December 21st 2023 and the ex-dividende date was set on December 12th 2023.

| Dec. 8th | 2023

In H1 2023, housing starts in Morocco rose by 36.7% to 133,848 units.



Attijari
Global Research



CASABLANCA CLOSING

EQUITY

DAILY STOCK ON DECEMBER 12th, 2023

| 12/12/2023 | Close | Day | YTD | Max 2023 | Min 2023 | Quantity | P/E 22R | P/B 22R | D/Y 22R |
|---------------------|----------|--------|---------|----------|----------|----------|---------|---------|---------|
| Addoha | 14,78 | -0,40% | 135,35% | 17,27 | 5,50 | 126 717 | N.S | 0,7 | 0,0% |
| AFMA | 1 230,0 | -1,05% | -5,38% | 1 341,0 | 1 200,0 | 21 | 20,7 | 26,9 | 4,5% |
| Afric Industries | 312,00 | 0,00% | -7,96% | 375,00 | 300,00 | 0 | 14,7 | 2,0 | 6,4% |
| Afriquia Gaz | 4 102,0 | 1,28% | -11,78% | 4 710,0 | 3 706,0 | 1 505 | 27,3 | 4,7 | 3,4% |
| Agma | 6 400,00 | -5,88% | 5,44% | 6 800,00 | 5 650,00 | 1 | 22,5 | 9,8 | 4,1% |
| Akdital | 487,4 | 0,39% | 76,59% | 530,0 | 270,5 | 1 397 | N.S | 11,3 | 0,7% |
| Alliances | 107,60 | 0,28% | 106,92% | 118,00 | 42,98 | 43 026 | 13,3 | 0,7 | 0,0% |
| Aluminium du Maroc | 1 312,0 | 0,31% | -7,48% | 1 400,0 | 1 211,0 | 3 | N.S | 2,3 | 5,3% |
| Aradei Capital | 441,00 | 0,12% | 8,89% | 466,35 | 385,00 | 4 603 | 21,8 | 1,2 | 4,4% |
| AtlantaSanad | 121,0 | -0,74% | -3,20% | 135,0 | 113,5 | 18 876 | 17,6 | 3,3 | 4,5% |
| Attijariwafa bank | 463,00 | 0,42% | 18,11% | 474,00 | 355,05 | 20 806 | 16,4 | 1,8 | 3,3% |
| Auto Hall | 67,5 | 1,15% | 3,85% | 82,5 | 63,0 | 816 | 33,9 | 2,0 | 5,2% |
| Auto Nejma | 2 200,00 | 0,00% | 21,08% | 2 295,00 | 1 650,00 | 0 | 12,0 | 2,0 | 5,7% |
| Balima | 183,0 | 0,00% | 10,91% | 183,0 | 149,5 | 0 | 17,3 | 2,5 | 3,0% |
| BCP | 272,00 | 0,18% | 17,75% | 272,00 | 194,60 | 123 075 | 20,1 | 1,5 | 3,3% |
| BoA | 170,5 | -0,29% | -0,87% | 190,0 | 159,0 | 68 021 | 15,4 | 1,4 | 2,3% |
| BMCI | 550,00 | 2,59% | 55,19% | 590,00 | 305,00 | 3 593 | 31,9 | 1,0 | 3,3% |
| Cartier Saada | 21,4 | -2,24% | -19,25% | 27,7 | 21,2 | 7 | 37,6 | 0,8 | 0,0% |
| CIH | 347,05 | 0,59% | 14,16% | 402,00 | 282,00 | 18 140 | 15,8 | 1,9 | 4,0% |
| Cimar | 1 695,0 | 0,95% | 32,42% | 1 695,0 | 1 171,0 | 9 352 | 27,0 | 7,4 | 3,5% |
| CMT | 1 310,00 | 0,46% | -22,02% | 2 005,00 | 1 292,00 | 2 237 | 9,4 | 3,2 | 4,6% |
| Colorado | 46,5 | 2,63% | 2,18% | 47,9 | 40,0 | 295 | 21,2 | 2,3 | 4,3% |
| Cosumar | 202,00 | 0,90% | 6,32% | 218,55 | 163,40 | 339 | 23,1 | 3,4 | 3,5% |
| Crédit du Maroc | 760,0 | 1,33% | 26,67% | 780,0 | 502,0 | 44 | 20,5 | 1,3 | 3,6% |
| CTM | 585,00 | -0,07% | -13,49% | 676,20 | 580,00 | 5 | 20,2 | 2,4 | 4,3% |
| Dari Couspate | 3 400,0 | 0,00% | -14,03% | 3 955,0 | 3 283,0 | 0 | N.S | 3,0 | 2,5% |
| Delattre Levivier | 40,00 | 0,00% | -6,76% | 42,90 | 40,00 | 0 | N.S | N.S | 0,0% |
| Delta Holding | 37,0 | 0,00% | 54,17% | 39,6 | 20,3 | 0 | 19,5 | 1,4 | 3,8% |
| Diac Salaf | 26,25 | 0,00% | 0,00% | 26,25 | 26,25 | 0 | N.S | N.S | 0,0% |
| Disty Technologies | 192,0 | 0,08% | -8,57% | 209,9 | 176,1 | 46 | N.S | 1,8 | 5,2% |
| Disway | 682,00 | 0,00% | 1,79% | 750,00 | 620,00 | 0 | 15,2 | 1,9 | 5,1% |
| Ennaki | 31,6 | -0,22% | 0,76% | 35,5 | 29,0 | 210 | 6,6 | 1,5 | 5,9% |
| Eqdom | 1 043,00 | 0,00% | 22,71% | 1 184,00 | 800,00 | 22 010 | 19,7 | 1,2 | 5,3% |
| Fenie Brossette | 98,5 | 0,00% | -21,14% | 129,0 | 94,5 | 0 | 6,9 | 1,1 | 0,0% |
| HPS | 608,00 | 0,50% | -6,46% | 667,50 | 540,00 | 260 | 38,5 | 7,1 | 1,0% |
| IAM | 101,5 | 2,21% | 6,84% | 114,5 | 75,6 | 211 096 | 15,3 | 6,4 | 2,2% |
| IB Maroc | 21,50 | 0,00% | -30,58% | 32,19 | 18,20 | 18 | N.S | N.S | 0,0% |
| Immorente | 95,0 | -1,55% | -1,35% | 99,4 | 94,0 | 1 862 | N.S | 1,2 | 5,8% |
| Involys | 89,90 | 0,00% | -13,52% | 103,95 | 87,00 | 0 | N.S | 0,4 | 0,0% |
| Jet Contractors | 242,0 | -0,82% | 17,48% | 278,0 | 186,6 | 1 951 | 29,5 | 0,7 | 0,0% |
| Label Vie | 4 150,00 | 0,00% | -10,75% | 4 855,00 | 4 010,00 | 429 | 16,0 | 4,2 | 2,1% |
| LafargeHolcim Maroc | 1 910,0 | -2,30% | 41,48% | 1 972,0 | 1 187,0 | 2 056 | 32,2 | 4,0 | 3,5% |
| Lesieur | 265,00 | -1,85% | 15,22% | 284,95 | 220,00 | 250 | 35,5 | 3,8 | 1,7% |
| M2M Group | 518,0 | 0,00% | -34,35% | 789,0 | 518,0 | 0 | 10,0 | 1,7 | 0,0% |
| Maghreb Oxygène | 223,00 | 0,00% | -8,89% | 280,00 | 184,40 | 0 | 11,9 | 0,6 | 1,8% |
| Maghrébaïl | 901,0 | -4,66% | 0,22% | 967,0 | 855,0 | 11 | 10,5 | 1,2 | 5,5% |
| Managem | 1 560,00 | 0,58% | -38,34% | 2 770,00 | 1 530,00 | 158 | 9,7 | 2,2 | 1,9% |
| Maroc Leasing | 351,0 | 0,29% | -0,57% | 385,0 | 337,0 | 1 | 14,2 | 0,9 | 4,0% |
| Marsa Maroc | 270,00 | 1,10% | 25,00% | 280,20 | 181,00 | 19 007 | 24,3 | 8,8 | 3,0% |
| Med Paper | 20,5 | -2,29% | -24,77% | 28,5 | 20,5 | 2 405 | 13,2 | N.S | 0,0% |
| Microdata | 575,00 | 5,50% | 6,13% | 580,00 | 492,00 | 100 | 22,7 | 5,8 | 4,3% |
| Mutandis | 248,0 | 0,79% | 13,74% | 259,0 | 190,0 | 4 111 | 23,0 | 2,3 | 3,4% |
| Oulmès | 1 272,00 | 0,00% | -18,15% | 1 590,00 | 1 272,00 | 0 | 41,4 | 3,8 | 1,3% |
| Promopharm | 960,0 | 0,00% | -10,11% | 1 110,0 | 933,0 | 0 | 12,8 | 2,1 | 4,2% |
| Rebab | 83,81 | 0,00% | -26,16% | 113,50 | 75,65 | 0 | N.S | 1,7 | 0,0% |
| RDS | 20,7 | -0,10% | 14,83% | 24,3 | 10,0 | 3 223 | N.S | 0,1 | 0,0% |
| Risma | 210,00 | 1,45% | 84,21% | 242,05 | 107,05 | 212 | 19,8 | 2,5 | 0,0% |
| S2M | 178,0 | 0,00% | -12,29% | 203,0 | 160,0 | 0 | 7,1 | 2,9 | 0,0% |
| SANLAM Maroc | 1 284,00 | -0,08% | 29,70% | 1 320,00 | 841,00 | 11 396 | N.S | 1,0 | 2,7% |
| Salafin | 499,9 | -0,02% | -12,30% | 650,0 | 490,0 | 827 | 18,2 | 1,8 | 5,4% |
| Samir | 127,80 | 0,00% | 0,00% | 127,80 | 127,80 | 0 | N.S | N.S | 0,0% |
| SBM | 2 350,00 | 0,00% | -2,00% | 2 900,00 | 2 045,00 | 0 | 16,7 | 3,9 | 6,2% |
| SMI | 1 310,00 | -2,53% | -13,82% | 1 519,00 | 1 175,00 | 25 | N.S | 1,8 | 0,0% |
| SNEP | 489,0 | -0,07% | -21,13% | 630,0 | 433,9 | 119 | 13,5 | 1,3 | 3,3% |
| Sonasis | 650,00 | 0,76% | 25,00% | 753,40 | 468,10 | 1 002 | 29,5 | 1,4 | 4,6% |
| Sothema | 1 050,0 | 0,00% | -20,45% | 1 450,0 | 989,9 | 0 | 28,4 | 5,5 | 2,4% |
| SRM | 121,00 | 0,00% | -19,33% | 155,65 | 109,00 | 0 | 14,4 | 0,2 | 0,0% |
| Stokvis | 10,9 | -1,36% | -30,94% | 15,8 | 10,7 | 1 517 | N.S | N.S | 0,0% |
| Stroc Industrie | 31,00 | 1,27% | -21,95% | 41,33 | 30,58 | 148 | N.S | N.S | 0,0% |
| TAQA Morocco | 1 100,0 | 1,85% | 0,18% | 1 150,0 | 882,0 | 6 353 | 19,9 | 4,2 | 3,2% |
| TGCC | 179,00 | 1,53% | 43,20% | 179,00 | 110,00 | 5 625 | 23,1 | 4,3 | 3,4% |
| Timar | 600,0 | 0,00% | 233,33% | 600,0 | 175,0 | 0 | 14,5 | 1,3 | 0,0% |
| Total Maroc | 1 071,00 | 0,00% | -17,49% | 1 350,00 | 1 050,00 | 0 | 19,7 | 3,2 | 5,2% |
| UNIMER | 159,9 | 0,57% | -2,65% | 160,0 | 140,6 | 60 | 39,7 | 1,6 | 0,6% |
| Wafa Assurance | 4 100,00 | -0,77% | 9,04% | 4 250,00 | 3 001,00 | 150 | 18,5 | 1,5 | 3,2% |
| Zellidja | 78,2 | -5,84% | 7,42% | 92,00 | 75,6 | 1 | 5,8 | 0,8 | 0,0% |
| MASI | 11 995,3 | 0,36% | 11,89% | 12 294,4 | 9 718,0 | - | 19,4 | 3,6 | 3,0% |

Multiples reflect 2022 realized results reported to the current stock market capitalization



Attijari
Global Research



CASABLANCA CLOSING

EQUITY

FY 2022 FINANCIAL FIGURES

| | Turnover | | | EBIT | | | Net Income (Group Share) | | |
|-------------------------------|----------|--------|--------|--------|--------|--------------|--------------------------|-------|-------------|
| | 2022 | 2021 | Change | 2022 | 2021 | Change | 2022 | 2021 | Change |
| MAD Mn | | | | | | | | | |
| Maroc Telecom | 35 731 | 35 790 | -0,2% | 11 468 | 11 586 | -1,0% | 5 820 | 6 014 | -3,2% |
| Food-processing | | | | | | | | | |
| Cosumar | 10 433 | 9 113 | 14,5% | 1 294 | 1 408 | -8,1% | 826 | 763 | 8,2% |
| SBM | 2 910 | 2 697 | 7,9% | 647 | 542 | 19,3% | 399 | 335 | 19,1% |
| Lesieur Cristal | 6 897 | 4 863 | 41,8% | 463 | 309 | 49,8% | 206 | 140 | 47,1% |
| Mutandis | 2 329 | 1 685 | 38,2% | 175 | 133 | 31,7% | 100 | 60 | 66,0% |
| Dari Couspate | 782 | 698 | 12,0% | 12 | 67 | -82,1% | 20 | 42 | -52,8% |
| Oulmès | 2 196 | 1 734 | 26,6% | 117 | 121 | -3,8% | 61 | 41 | 49,1% |
| Unimer | 1 368 | 1 026 | 33,3% | 74 | -7 | MAD +80 Mn | 46 | -94 | MAD +140 Mn |
| Banks | | | | | | | | | |
| Attijariwafa bank | 26 313 | 24 380 | 7,9% | 11 399 | 9 484 | 20,2% | 6 065 | 5 144 | 17,9% |
| BOA | 15 624 | 14 607 | 7,0% | 4 697 | 3 726 | 26,1% | 2 305 | 2 007 | 14,8% |
| BCP | 20 609 | 20 087 | 2,6% | 5 582 | 4 526 | 23,3% | 2 750 | 1 765 | 55,8% |
| Crédit du Maroc | 2 569 | 2 460 | 4,4% | 759 | 1 061 | -28,5% | 404 | 627 | -35,6% |
| CIH Bank | 3 518 | 3 107 | 13,2% | 1 067 | 932 | 14,4% | 669 | 603 | 11,0% |
| BMCI | 3 054 | 3 044 | 0,3% | 420 | 338 | 24,2% | 229 | 194 | 17,8% |
| Insurance | | | | | | | | | |
| SANLAM Maroc | 5 955 | 5 621 | 5,9% | -205 | 994 | MAD -1199 Mn | -70 | 607 | MAD -677 Mn |
| Wafa Assurance | 11 639 | 9 785 | 18,9% | 1 092 | 485 | 125,3% | 776 | 424 | 83,0% |
| AtlantaSanad | 5 465 | 5 478 | -0,2% | 731 | 659 | 10,9% | 414 | 417 | -0,7% |
| AFMA | 244 | 222 | 9,8% | 100 | 93 | 6,8% | 59 | 58 | 2,5% |
| AGMA | 152 | 141 | 7,5% | 83 | 79 | 5,0% | 57 | 52 | 9,4% |
| Building materials | | | | | | | | | |
| TGCC | 5 178 | 3 626 | 42,8% | 399 | 364 | 9,6% | 245 | 236 | 3,9% |
| Delta Holding | 2 792 | 2 538 | 10,0% | 312 | 261 | 19,6% | 166 | 172 | -3,4% |
| SNEP | 1 107 | 1 083 | 2,3% | 173 | 213 | -18,7% | 87 | 126 | -31,1% |
| Sonasid | 4 888 | 4 494 | 8,8% | 163 | 167 | -2,4% | 86 | 108 | -20,3% |
| Colorado | 610 | 574 | 6,2% | 60 | 55 | 8,4% | 35 | 33 | 6,6% |
| Aluminium du Maroc | 1 419 | 1 172 | 21,0% | 123 | 128 | -3,8% | 5 | 18 | -75,3% |
| Jet Contractors | 1 800 | 1 680 | 7,1% | 129 | 106 | 21,6% | 25 | 11 | 129,7% |
| CM | | | | | | | | | |
| LafargeHolcim Maroc | 7 985 | 8 195 | -2,6% | 2 696 | 3 496 | -22,9% | 1 392 | 2 010 | -30,8% |
| Ciments du Maroc | 4 068 | 4 146 | -1,9% | 1 327 | 1 620 | -18,1% | 905 | 1 197 | -24,4% |
| R. Estate | | | | | | | | | |
| Alliances | 1 604 | 1 414 | 13,4% | 321 | 260 | 23,6% | 178 | 119 | 49,5% |
| RDS | 543 | 776 | -30,0% | -26 | 49 | MAD -75 Mn | -61 | -17 | MAD -44 Mn |
| Addoha | 1 378 | 1 197 | 15,1% | 127 | -144 | MAD +270 Mn | 38 | -88 | MAD +126 Mn |
| Energy | | | | | | | | | |
| Taqi Morocco | 13 604 | 7 812 | 74,1% | 2 913 | 2 431 | 19,8% | 1 303 | 1 005 | 29,6% |
| TotalEnergies Marketing Maroc | 19 719 | 12 870 | 53,2% | 730 | 1 311 | -44,3% | 488 | 935 | -47,8% |
| Afriquia Gaz | 9 510 | 7 132 | 33,3% | 882 | 681 | 29,4% | 517 | 504 | 2,6% |
| Disti | | | | | | | | | |
| Label Vie | 13 947 | 11 758 | 18,6% | 752 | 631 | 19,2% | 748 | 407 | 83,8% |
| Auto | | | | | | | | | |
| Auto Hall | 4 831 | 5 084 | -5,0% | 259 | 460 | -43,7% | 100 | 264 | -62,1% |
| Auto Nejma | 2 101 | 2 319 | -9,4% | 287 | 225 | 27,5% | 187 | 146 | 28,5% |
| Pol. Auto | | | | | | | | | |
| Marsa Maroc | 3 949 | 3 592 | 9,9% | 1 363 | 1 129 | 20,7% | 817 | 666 | 22,6% |
| Managem | 9 645 | 7 423 | 29,9% | 1 993 | 1 317 | 51,3% | 1 615 | 862 | 87,4% |
| Mining | | | | | | | | | |
| CMT | 592 | 462 | 28,1% | 296 | 190 | 55,7% | 236 | 152 | 54,7% |
| SMI | 798 | 689 | 15,8% | 33 | -68 | MAD +101 Mn | 35 | -67 | MAD +102 Mn |
| IT | | | | | | | | | |
| Disway | 1 950 | 1 824 | 6,9% | 122 | 169 | -27,5% | 85 | 108 | -21,3% |
| Disty Technologies | 497 | 456 | 8,9% | 26 | 32 | -18,0% | 4 | 18 | -77,4% |
| HPS | 981 | 797 | 23,1% | 163 | 144 | 13,2% | 117 | 99 | 18,4% |
| Microdata | 695 | 564 | 23,3% | 104 | 77 | 35,7% | 43 | 46 | -6,5% |
| S2M | 280 | 263 | 6,2% | 22 | 59 | -62,0% | 20 | 3 | MAD +18 Mn |
| Involys | 40 | 36 | 9,9% | 5 | 3 | 54,2% | -0,1 | 0,005 | MAD 0 Mn |
| Leasing | | | | | | | | | |
| M2M Group | 62 | 54 | 14,8% | -45 | -29 | MAD -17 Mn | 34 | -20 | MAD +53 Mn |
| Maghrebaïl | 441 | 363 | 21,4% | 211 | 173 | 21,8% | 119 | 99 | 20,1% |
| Maroc Leasing | 334 | 371 | -9,9% | 154 | 149 | 2,9% | 69 | 91 | -24,1% |
| Salafin | 399 | 389 | 2,6% | 147 | 137 | 7,3% | 86 | 85 | 1,2% |
| Eqdom | 590 | 581 | 1,6% | 174 | 111 | 57,4% | 88 | 33 | 165,3% |
| Others | | | | | | | | | |
| Aradeï Capital | 486 | 421 | 15,4% | 438 | 488 | -10,2% | 227 | 344 | -34,0% |
| Akdital | 1 035 | 770 | 34,4% | 177 | 120 | 47,7% | 88 | 48 | 82,3% |
| Sothema | 2 302 | 2 056 | 12,0% | 442 | 421 | 5,0% | 267 | 279 | -4,4% |
| Ennaki Automobiles | 1 931 | 1 827 | 5,7% | 216 | 147 | 46,2% | 144 | 109 | 32,4% |
| Promopharm | 705 | 630 | 11,8% | 134 | 105 | 27,8% | 75 | 69 | 9,1% |
| CTM | 605 | 530 | 14,2% | 6 | 25 | -77,2% | 35 | 35 | 0,7% |
| Maghreb Oxygène | 291 | 274 | 6,2% | 17 | 23 | -26,2% | 15 | 18 | -15,1% |
| Timar | 665 | 543 | 22,4% | 30 | 28 | 6,0% | 12 | 12 | 1,5% |
| Balima | 49 | 47 | 3,9% | 9 | 12 | -20,5% | 18 | 10 | 87,0% |
| Med Paper | 135 | 79 | 70,6% | 14 | -3 | MAD +16 Mn | 7 | 9 | -21,7% |
| Afric Industries | 40 | 47 | -14,9% | 9 | 13 | -30,6% | 6 | 5 | 17,4% |
| Immorente Invest | 67 | 70 | -4,3% | 19 | 23 | -17,8% | 8 | 4 | 121,0% |
| Fenie Brossette | 569 | 532 | 7,0% | 19 | 6 | MAD +13 Mn | 21 | 4 | MAD +17 Mn |
| SRM | 360 | 287 | 25,4% | 6 | 5 | 28,7% | 3 | -1 | MAD +4 Mn |
| Zellidja | 569 | 536 | 6,2% | 15 | -22 | MAD +37 Mn | 8 | -2 | MAD +10 Mn |
| Rebab Company | 0,03 | 0,05 | -33,3% | -0,37 | -0,37 | MAD +0 Mn | -0,22 | -4,12 | MAD +4 Mn |
| Stroc Industrie | 77 | 58 | 34,3% | 1 | -5 | MAD +6 Mn | -15 | -11 | MAD -4 Mn |
| IB Maroc.com | NC | NC | - | NC | NC | - | NC | NC | - |
| Stokvis Nord Afrique | 222 | 348 | -36,2% | -46 | 6 | MAD -51 Mn | -184 | -29 | MAD -154 Mn |
| Risma | 1 037 | 525 | 97,5% | 204 | -84 | MAD +288 Mn | 152 | -172 | MAD +324 Mn |
| DLM | NC | NC | - | NC | NC | - | NC | NC | - |





CASABLANCA CLOSING

EQUITY

2022 DIVIDENDS

| Stock | DPS 2022 | DPS 2021 | Change | GM Date | Ex-Dividend Date | Date of payment |
|-------------------------------|---------------------------|---------------------------|--------|------------|------------------|-----------------|
| Addoha | - | - | - | 27/06/2023 | | |
| AFMA | 55 | 54 | 1,9% | 15/06/2023 | 28/08/2023 | 06/09/2023 |
| Afric Industries | 20 | 22 | -9,1% | 20/06/2023 | 21/07/2023 | 31/07/2023 |
| Afriquia Gaz | 140 | 140 | 0,0% | 08/05/2023 | 22/05/2023 | 31/05/2023 |
| Agma | 255 | 250 | 2,0% | 24/05/2023 | 13/07/2023 | 27/07/2023 |
| Akdital | 3,25 | 2,00 | 62,5% | 08/06/2023 | 28/07/2023 | 08/08/2023 |
| Alliances | - | - | - | 26/06/2023 | | |
| Aluminium du Maroc | 70 | 110 | -36,4% | 22/06/2023 | 13/07/2023 | 25/07/2023 |
| Aradei Capital | 5,42 | 1,05 | | 09/05/2023 | 01/06/2023 | 12/06/2023 |
| | 13,78 [Extraordinary DPS] | 17,17 [Extraordinary DPS] | 5,4% | | | |
| AtlantaSanad | 5,5 | 5,2 | 5,8% | 25/05/2023 | 12/06/2023 | 21/06/2023 |
| Attijariwafa bank | 15,5 | 15,0 | 3,3% | 24/05/2023 | 03/07/2023 | 12/07/2023 |
| Auto Hall | 3,5 | 3,5 | 0,0% | 31/05/2023 | 20/06/2023 | 03/07/2023 |
| Auto Nejma | 110 | 86 | 45,3% | 07/04/2023 | 18/04/2023 | 28/04/2023 |
| | 15 [Extraordinary DPS] | | | | | |
| Balima | 5,5 | 5 | 10,0% | 20/06/2023 | 13/07/2023 | 27/07/2023 |
| BCP | 9,0 | 8,5 | 5,9% | 27/06/2023 | 13/07/2023 | 26/07/2023 |
| BOA | 4 | 4 | 0,0% | 20/06/2023 | 06/07/2023 | 17/07/2023 |
| BMCI | 18 | 10 | 80,0% | 26/06/2023 | 13/07/2023 | 27/07/2023 |
| Cartier Saada | - | - | - | 06/09/2023 | | |
| Crédit du Maroc | 27 | 26 | 4,2% | 20/06/2023 | 13/07/2023 | 27/07/2023 |
| CIH Bank | 14,0 | 14 | 0,0% | 15/06/2023 | 04/07/2023 | 13/07/2023 |
| Cimar | 60 | 95 | -36,8% | 30/05/2023 | 06/07/2023 | 17/07/2023 |
| CMT | 60 | 88 | -31,8% | 27/06/2023 | 23/08/2023 | 01/09/2023 |
| Colorado | 2 | 2 | -1,5% | 22/05/2023 | 09/06/2023 | 20/06/2023 |
| Cosumar | 7,0 | 6 | 16,7% | 08/06/2023 | 06/07/2023 | 17/07/2023 |
| CTM | 25 | 22 | 13,6% | 26/06/2023 | 14/09/2023 | 25/09/2023 |
| Dari Couspate | 85,0 | 95 | -10,5% | 23/06/2023 | 21/07/2023 | 31/07/2023 |
| Delta Holding | 1,4 | 1,3 | 7,7% | 16/05/2023 | 11/07/2023 | 21/07/2023 |
| Disty Technologies | 10 | 15 | -33,3% | 15/06/2023 | 28/07/2023 | 08/08/2023 |
| Disway | 35 | 40 | -53,3% | 30/05/2023 | 22/06/2023 | 05/07/2023 |
| | | 30 [Extraordinary DPS] | | | | |
| Delattre Levivier Maroc | - | - | - | | | |
| Ennaki Automobiles | 1,9 | 1,9 | 2,2% | 25/04/2023 | 21/06/2023 | 04/07/2023 |
| Eqdom | 55,0 | 40 | 37,5% | 30/05/2023 | 20/06/2023 | 03/07/2023 |
| Fenie Brossette | - | - | - | 22/06/2023 | | |
| HPS | 60,0 | 55 | 9,1% | 22/06/2023 | 05/07/2023 | 14/07/2023 |
| IB Maroc | - | - | - | | | |
| Immorrente | 1,0 | 5,5 | 0,0% | 07/04/2023 | 18/04/2023 | 28/04/2023 |
| | 2,0 | | | | 15/06/2023 | 26/06/2023 |
| | 1,0 | | | | 18/09/2023 | 26/09/2023 |
| | 1,0 | | | | 12/12/2023 | 21/12/2023 |
| Involys | 0,0 | 5,0 | - | 15/06/2023 | | |
| Jet Contractors | - | - | - | 19/03/2023 | | |
| Label Vie | 86,38 | 70,4 | | 15/06/2023 | 03/07/2023 | 12/07/2023 |
| | | 69,1 [Extraordinary DPS] | -38,1% | | | |
| LafargeHolcim Maroc | 66 | 66 | 0,0% | 27/06/2023 | 13/07/2023 | 27/07/2023 |
| Lesieur | 4,5 | 3,5 | 28,6% | 10/05/2023 | 06/07/2023 | 14/07/2023 |
| M2M Group | - | - | - | 21/06/2023 | | |
| Maghreb Oxygène | 4,0 | 4,0 | 0,0% | 18/04/2023 | 02/05/2023 | 11/05/2023 |
| Maghrébail | 50 | 50 | 0,0% | 09/05/2023 | 04/07/2023 | 13/07/2023 |
| Managem | 30 | 20 | 50,0% | 31/05/2023 | 06/07/2023 | 14/07/2023 |
| Maroc Leasing | 14 | 14 | 0,0% | 26/06/2023 | 15/09/2023 | 26/09/2023 |
| IAM | 2,19 | 4,78 | -54,2% | 31/03/2023 | 06/09/2023 | 15/09/2023 |
| Marsa Maroc | 8,0 | 7,2 | 11,1% | 20/06/2023 | 13/07/2023 | 26/07/2023 |
| Med Paper | - | - | - | 26/06/2023 | | |
| Microdata | 25 | 27 | -7,4% | 21/06/2023 | 12/07/2023 | 24/07/2023 |
| Mutandis | 8,5 | 8,5 | 0,0% | 03/04/2023 | 20/06/2023 | 03/07/2023 |
| TGCC | 6,0 | 5,5 | 9,1% | 20/06/2023 | 25/07/2023 | 03/08/2023 |
| Outmès | 16,5 | 12,0 | 37,5% | 18/05/2023 | 19/06/2023 | 28/06/2023 |
| Promopharm | 40 | 40 | 0,0% | 21/06/2023 | 11/09/2023 | 20/09/2023 |
| RDS | - | - | - | 27/06/2023 | | |
| Rebab Company | - | - | - | 26/06/2023 | | |
| Risma | - | - | - | 13/06/2023 | | |
| S2M | - | - | - | 22/06/2023 | | |
| SANLAM Maroc | 36 | 35 | 2,9% | 10/05/2023 | 22/08/2023 | 31/08/2023 |
| Salafin | 13,50 | 26,55 | -48,1% | 09/05/2023 | 22/05/2023 | 31/05/2023 |
| | 13,50 [Extraordinary DPS] | 25,45 [Extraordinary DPS] | | | | |
| SBM | 145,5 | 113,0 | 28,8% | 09/05/2023 | 06/06/2023 | 15/06/2023 |
| SMI | - | - | - | 31/05/2023 | | |
| SNEP | 16 | 20 | -20,0% | 27/06/2023 | 14/09/2023 | 25/09/2023 |
| Sonasis | 30 | 38 | -21,1% | 22/06/2023 | 21/07/2023 | 31/07/2023 |
| Sothema | 25 | 25 | 0,0% | 25/05/2023 | 03/07/2023 | 11/07/2023 |
| SRM | - | - | - | 20/06/2023 | | |
| Stokvis | - | - | - | 15/06/2023 | | |
| Stroc Industrie | - | - | - | 19/05/2023 | | |
| Taqi Morocco | 35 | 35 | 0,0% | 23/05/2023 | 13/09/2023 | 22/09/2023 |
| Timar | 0 | 8 | - | 22/06/2023 | | |
| TotalEnergies Marketing Maroc | 56 | 56 | - | 01/06/2023 | 19/06/2023 | 27/06/2023 |
| Unimer | 1 | - | - | 22/06/2023 | 13/09/2022 | 22/09/2023 |
| Wafa Assurance | 130 | 120 | 8,3% | 10/05/2023 | 08/06/2023 | 19/06/2023 |
| Zellidja | - | - | - | 26/06/2023 | | |

Attijari Global Research

Mahat Zerhouni
+212 529 03 68 16
m.zerhouni@attijari.ma

Attijari Intermédiation

Anis Hares
+212 529 03 68 34
Alae Yahya
+212 529 03 68 15
Sofia Mohcine
+212 522 49 59 52



Attijari
Global Research