

CASABLANCA CLOSING EQUITY

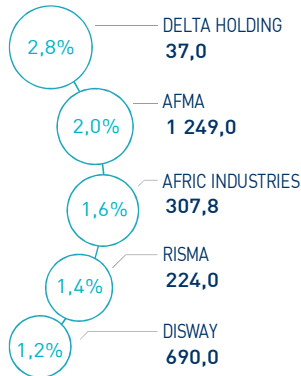
7 NOVEMBER 2023

MARKET INSIGHT

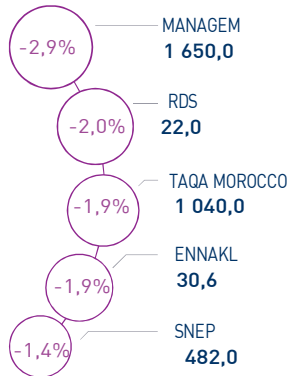
| | | | |
|----------------------------|--------------------------|----------------------------|-----------------------------|
| MASI 11 989 pts | MSI20 976 pts | CAPI 614 MAD Bn | VOLUME 28 MAD Mn |
| ↗ Daily 0,10% | ↗ Daily 0,18% | ↗ High 632 | MC 28 |
| ↗ YTD 11,83% | ↗ YTD 13,84% | ↘ Low 439 | MB - |

THE DAY IN REVIEW

TOP PERFORMERS



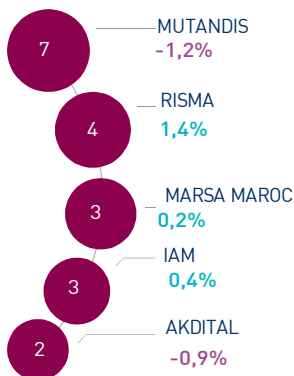
BOTTOM PERFORMERS



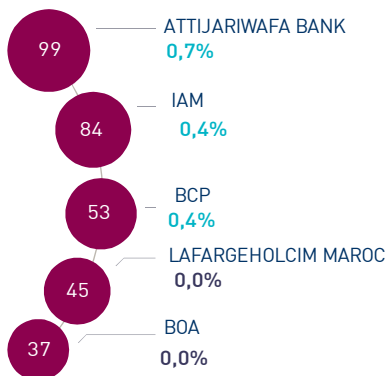
At the end of the first trading session of the week, the MASI index recorded a slight increase of +0.10% at 11,989 points. In this context, the annual performance stood at +11.83%.

Delta Holding topped the highest increase recording a gain of +2.8%. In the opposite, Managem dropped by -2.9%, i.e. the strongest decline of this trading session.

MOST ACTIVE (MAD Mn)



LARGEST CAP (MAD Bn)



Volume traded on the central market reached only MAD 28 Mn against an annual trading volume of MAD 119 Mn.

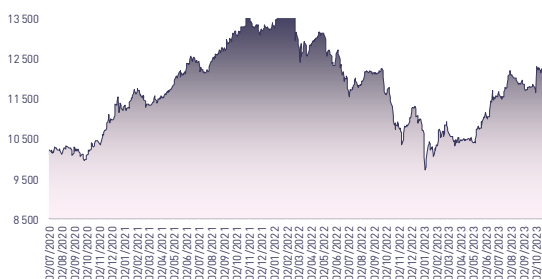
Attijari Global Research

Mahat Zerhouni
+212 529 03 68 16
m.zerhouni@attijari.ma

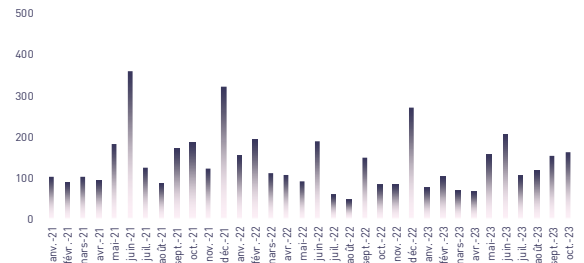
Attijari Intermédiation

Anis Hares
+212 529 03 68 34
Alae Yahya
+212 529 03 68 15
Sofia Mohcine
+212 529 03 68 21

MASI INDEX EVOLUTION (pts)



ADV- MONTHLY BASIS VOLUME (MAD Mn)



KEY ECONOMIC RELEASES/EVENTS OVER THE WEEK

| Nov. 7th | 2023

At the end of September 2023, Mutandis' consolidated revenue amounted to MAD 1,847 Mn, i.e. an increase of 6.8% y-o-y.

| Nov. 7th | 2023

At the end of September 2023, Disway's consolidated revenue recorded a decline of 0.7% to MAD 1,360 Mn.

| Nov. 7th | 2023

According to HCP, the unemployment rate in Morocco stood at 13.5% in Q3 2023 against 11.4% a year earlier.

| Nov. 2nd | 2023

According to the Interbank Monetary Center (CMI), the number of transactions carried out by bank cards shows an increase of 17% at the end of September 2023.



CASABLANCA CLOSING

EQUITY



DAILY STOCK ON NOVEMBER 7th, 2023

| 07/11/2023 | Close | Day | YTD | Max 2023 | Min 2023 | Quantity | P/E 22R | P/B 22R | D/Y 22R |
|---------------------|----------|--------|---------|----------|----------|----------|---------|---------|---------|
| Addoha | 14,95 | -0,33% | 138,06% | 17,27 | 5,50 | 107 708 | N.S | 0,7 | 0,0% |
| AFMA | 1 249,0 | 2,04% | -3,92% | 1 341,0 | 1 200,0 | 22 | 21,1 | 27,3 | 4,4% |
| Afric Industries | 307,75 | 1,57% | -9,22% | 375,00 | 300,00 | 3 | 14,5 | 2,0 | 6,5% |
| Afriquia Gaz | 4 300,0 | 0,00% | -7,53% | 4 710,0 | 3 706,0 | 0 | 28,6 | 5,0 | 3,3% |
| Agma | 6 749,00 | 0,00% | 11,19% | 6 800,00 | 5 650,00 | 0 | 23,8 | 10,3 | 3,9% |
| Akdital | 495,0 | -0,89% | 79,35% | 530,0 | 270,5 | 4 315 | N.S | 11,5 | 0,7% |
| Alliances | 108,50 | 1,07% | 108,65% | 118,00 | 42,98 | 3 685 | 13,4 | 0,8 | 0,0% |
| Aluminium du Maroc | 1 316,0 | 0,08% | -7,19% | 1 400,0 | 1 211,0 | 6 | N.S | 2,3 | 5,3% |
| Aradei Capital | 444,00 | 0,45% | 9,63% | 466,35 | 385,00 | 18 | 21,9 | 1,2 | 4,3% |
| AtlantaSanad | 122,0 | 0,00% | -2,40% | 135,0 | 113,5 | 327 | 17,8 | 3,3 | 4,5% |
| Attijariwafa bank | 463,00 | 0,65% | 18,11% | 474,00 | 355,05 | 526 | 16,4 | 1,8 | 3,3% |
| Auto Hall | 67,5 | -0,74% | 3,85% | 82,5 | 63,0 | 424 | 33,9 | 2,0 | 5,2% |
| Auto Nejma | 2 206,00 | 0,00% | 21,41% | 2 206,00 | 1 650,00 | 0 | 12,1 | 2,0 | 5,7% |
| Balima | 174,0 | 0,00% | 5,45% | 174,0 | 149,5 | 0 | 16,4 | 2,4 | 3,2% |
| BCP | 260,00 | 0,39% | 12,55% | 270,00 | 194,60 | 3 987 | 19,2 | 1,4 | 3,5% |
| BoA | 178,0 | 0,00% | 3,49% | 190,0 | 159,0 | 52 | 16,1 | 1,5 | 2,2% |
| BMCI | 534,50 | 0,09% | 50,82% | 590,00 | 305,00 | 5 | 31,0 | 1,0 | 3,4% |
| Cartier Saada | 22,3 | -0,40% | -15,96% | 27,7 | 21,8 | 16 | 39,1 | 0,8 | 0,0% |
| CIH | 390,00 | -0,75% | 28,29% | 402,00 | 282,00 | 2 671 | 17,8 | 2,1 | 3,6% |
| Cimar | 1 684,0 | 0,24% | 31,56% | 1 685,0 | 1 171,0 | 142 | 26,9 | 7,3 | 3,6% |
| CMT | 1 701,00 | 0,00% | 1,25% | 2 005,00 | 1 459,00 | 0 | 12,1 | 4,1 | 3,5% |
| Colorado | 47,1 | 0,00% | 3,52% | 47,9 | 40,0 | 0 | 21,5 | 2,4 | 4,2% |
| Cosumar | 202,15 | 0,07% | 6,39% | 218,55 | 163,40 | 733 | 23,1 | 3,4 | 3,5% |
| Crédit du Maroc | 760,0 | 0,00% | 26,67% | 780,0 | 502,0 | 0 | 20,5 | 1,3 | 3,6% |
| CTM | 580,00 | 0,00% | -14,23% | 676,20 | 580,00 | 0 | 20,1 | 2,4 | 4,3% |
| Dari Couspate | 3 600,0 | 0,00% | -8,98% | 3 955,0 | 3 283,0 | 0 | N.S | 3,2 | 2,4% |
| Delattre Levivier | 40,00 | 0,00% | -6,76% | 42,90 | 40,00 | 0 | N.S | N.S | 0,0% |
| Delta Holding | 37,0 | 2,78% | 54,17% | 37,9 | 20,3 | 10 | 19,5 | 1,4 | 3,8% |
| Diac Salaf | 26,25 | 0,00% | 0,00% | 26,25 | 26,25 | 0 | N.S | N.S | 0,0% |
| Disty Technologies | 189,0 | -0,53% | -10,00% | 209,9 | 176,1 | 303 | N.S | 1,7 | 5,3% |
| Disway | 690,00 | 1,25% | 2,99% | 750,00 | 620,00 | 317 | 15,4 | 1,9 | 5,1% |
| Ennaki | 30,6 | -1,86% | -2,64% | 35,5 | 29,0 | 94 | 6,4 | 1,4 | 6,1% |
| Eqdom | 1 110,00 | 0,00% | 30,59% | 1 184,00 | 800,00 | 10 | 21,0 | 1,2 | 5,0% |
| Fenie Brossette | 98,8 | 0,77% | -20,94% | 129,0 | 97,0 | 515 | 6,9 | 1,1 | 0,0% |
| HPS | 625,00 | -0,79% | -3,85% | 667,50 | 540,00 | 106 | 39,5 | 7,3 | 1,0% |
| IAM | 95,0 | 0,44% | 0,00% | 114,5 | 75,6 | 31 259 | 14,3 | 6,0 | 2,3% |
| IB Maroc | 21,50 | 0,00% | -30,58% | 32,19 | 18,20 | 22 | N.S | N.S | 0,0% |
| Immorente | 95,4 | -0,10% | -0,99% | 99,4 | 94,0 | 1 549 | N.S | 1,2 | 5,8% |
| Involy | 93,00 | -1,01% | -10,53% | 103,95 | 87,00 | 10 | N.S | 0,4 | 0,0% |
| Jet Contractors | 251,9 | 0,76% | 22,28% | 278,0 | 186,6 | 4 | 30,7 | 0,8 | 0,0% |
| Label Vie | 4 300,00 | 0,00% | -7,53% | 4 855,00 | 4 010,00 | 302 | 16,6 | 4,3 | 2,0% |
| LafargeHolcim Maroc | 1 900,0 | 0,00% | 40,74% | 1 972,0 | 1 187,0 | 552 | 32,0 | 3,9 | 3,5% |
| Lesieur | 270,05 | 0,02% | 17,41% | 279,50 | 220,00 | 182 | 36,2 | 3,9 | 1,7% |
| M2M Group | 625,0 | 0,00% | -20,79% | 789,0 | 620,0 | 0 | 12,0 | 2,1 | 0,0% |
| Maghreb Oxygène | 230,00 | 0,00% | -6,03% | 280,00 | 184,40 | 0 | 12,2 | 0,6 | 1,7% |
| Maghrébaïl | 950,0 | 0,00% | 5,67% | 967,0 | 855,0 | 0 | 11,1 | 1,3 | 5,3% |
| Managem | 1 650,00 | -2,94% | -34,78% | 2 770,00 | 1 650,00 | 292 | 10,2 | 2,3 | 1,8% |
| Maroc Leasing | 378,0 | 0,00% | 7,08% | 385,0 | 337,0 | 0 | 15,2 | 1,0 | 3,7% |
| Marsa Maroc | 269,50 | 0,19% | 24,77% | 280,20 | 181,00 | 11 122 | 24,2 | 8,8 | 3,0% |
| Med Paper | 22,1 | 0,00% | -18,75% | 28,5 | 21,9 | 0 | 14,3 | N.S | 0,0% |
| Microdata | 565,00 | 0,00% | 4,28% | 580,00 | 492,00 | 0 | 22,3 | 5,7 | 4,4% |
| Mutandis | 240,0 | -1,23% | 10,09% | 259,0 | 190,0 | 29 672 | 22,3 | 2,2 | 3,5% |
| Oulmès | 1 352,00 | 0,00% | -13,00% | 1 590,00 | 1 300,00 | 0 | 44,0 | 4,0 | 1,2% |
| Promopharm | 1 000,0 | 0,00% | -6,37% | 1 110,0 | 933,0 | 0 | 13,3 | 2,2 | 4,0% |
| Rebab | 83,81 | 0,00% | -26,16% | 113,50 | 75,65 | 0 | N.S | 1,7 | 0,0% |
| RDS | 22,0 | -2,00% | 22,44% | 24,3 | 10,0 | 986 | N.S | 0,1 | 0,0% |
| Risma | 224,00 | 1,36% | 96,49% | 242,05 | 107,05 | 16 310 | 21,1 | 2,6 | 0,0% |
| S2M | 181,5 | 0,00% | -10,57% | 203,0 | 163,0 | 0 | 7,3 | 2,9 | 0,0% |
| SANLAM Maroc | 1 150,00 | 0,00% | 16,16% | 1 230,00 | 841,00 | 0 | N.S | 0,9 | 3,0% |
| Salafin | 500,0 | -0,60% | -12,28% | 650,0 | 490,0 | 81 | 18,2 | 1,8 | 5,4% |
| Samir | 127,80 | 0,00% | 0,00% | 127,80 | 127,80 | 0 | N.S | N.S | 0,0% |
| SBM | 2 500,0 | 0,00% | 4,25% | 2 900,0 | 2 045,0 | 0 | 17,7 | 4,1 | 5,8% |
| SMI | 1 305,00 | 0,00% | -14,14% | 1 519,00 | 1 175,00 | 0 | N.S | 1,8 | 0,0% |
| SNEP | 482,0 | -1,43% | -22,26% | 630,0 | 433,9 | 87 | 13,3 | 1,3 | 3,3% |
| Sonasid | 697,00 | 0,00% | 34,04% | 753,40 | 468,10 | 0 | 31,6 | 1,5 | 4,3% |
| Sothema | 1 020,0 | 0,00% | -22,73% | 1 450,0 | 989,9 | 1 | 27,5 | 5,3 | 2,5% |
| SRM | 138,00 | 0,00% | -8,00% | 155,65 | 124,00 | 0 | 16,4 | 0,3 | 0,0% |
| Stokvis | 11,3 | 0,00% | -28,13% | 15,8 | 10,7 | 0 | N.S | N.S | 0,0% |
| Stroc Industrie | 33,89 | 0,00% | -14,68% | 41,33 | 30,60 | 0 | N.S | N.S | 0,0% |
| TAQA Morocco | 1 040,0 | -1,89% | -5,28% | 1 150,0 | 882,0 | 65 | 18,8 | 3,9 | 3,4% |
| TGCC | 174,50 | -0,29% | 39,60% | 176,90 | 110,00 | 1 776 | 22,5 | 4,2 | 3,4% |
| Timar | 600,0 | 0,00% | 233,33% | 600,0 | 175,0 | 104 | 14,5 | 1,3 | 0,0% |
| Total Maroc | 1 085,00 | 0,46% | -16,41% | 1 350,00 | 1 050,00 | 392 | 19,9 | 3,2 | 5,2% |
| UNIMER | 157,8 | 0,00% | -3,93% | 160,0 | 140,6 | 0 | 39,2 | 1,5 | 0,6% |
| Wafa Assurance | 4 150,00 | 0,00% | 10,37% | 4 250,00 | 3 001,00 | 0 | 18,7 | 1,5 | 3,1% |
| Zellidja | 92,0 | 0,00% | 26,46% | 92,0 | 75,6 | 0 | 6,8 | 1,0 | 0,0% |
| MASI | 11 988,8 | 0,10% | 11,83% | 12 294,4 | 9 718,0 | - | 19,3 | 3,5 | 3,0% |

Multiples reflect 2022 realized results reported to the current stock market capitalization



Attijari
Global Research



CASABLANCA CLOSING

EQUITY

FY 2022 FINANCIAL FIGURES

| | Turnover | | | EBIT | | | Net Income (Group Share) | | | |
|-------------------------------|----------|--------|--------|--------|--------|--------|--------------------------|-------|-------|-------------|
| | MAD Mn | 2022 | 2021 | Change | 2022 | 2021 | Change | 2022 | 2021 | Change |
| Maroc Telecom | | 35 731 | 35 790 | -0,2% | 11 468 | 11 586 | -1,0% | 5 820 | 6 014 | -3,2% |
| Food-processing | | | | | | | | | | |
| Cosumar | | 10 433 | 9 113 | 14,5% | 1 294 | 1 408 | -8,1% | 826 | 763 | 8,2% |
| SBM | | 2 910 | 2 697 | 7,9% | 647 | 542 | 19,3% | 399 | 335 | 19,1% |
| Lesieur Cristal | | 6 897 | 4 863 | 41,8% | 463 | 309 | 49,8% | 206 | 140 | 47,1% |
| Mutandis | | 2 329 | 1 685 | 38,2% | 175 | 133 | 31,7% | 100 | 60 | 66,0% |
| Dari Couspate | | 782 | 698 | 12,0% | 12 | 67 | -82,1% | 20 | 42 | -52,8% |
| Oulmès | | 2 196 | 1 734 | 26,6% | 117 | 121 | -3,8% | 61 | 41 | 49,1% |
| Unimer | | 1 368 | 1 026 | 33,3% | 74 | -7 | MAD +80 Mn | 46 | -94 | MAD +140 Mn |
| Banks | | | | | | | | | | |
| Attijariwafa bank | | 26 313 | 24 380 | 7,9% | 11 399 | 9 484 | 20,2% | 6 065 | 5 144 | 17,9% |
| BOA | | 15 624 | 14 607 | 7,0% | 4 697 | 3 726 | 26,1% | 2 305 | 2 007 | 14,8% |
| BCP | | 20 609 | 20 087 | 2,6% | 5 582 | 4 526 | 23,3% | 2 750 | 1 765 | 55,8% |
| Crédit du Maroc | | 2 569 | 2 460 | 4,4% | 759 | 1 061 | -28,5% | 404 | 627 | -35,6% |
| CIH Bank | | 3 518 | 3 107 | 13,2% | 1 067 | 932 | 14,4% | 669 | 603 | 11,0% |
| BMCI | | 3 054 | 3 044 | 0,3% | 420 | 338 | 24,2% | 229 | 194 | 17,8% |
| Insurance | | | | | | | | | | |
| SANLAM Maroc | | 5 955 | 5 621 | 5,9% | -205 | 994 | MAD -1199 Mn | -70 | 607 | MAD -677 Mn |
| Wafa Assurance | | 11 639 | 9 785 | 18,9% | 1 092 | 485 | 125,3% | 776 | 424 | 83,0% |
| AtlantaSanad | | 5 465 | 5 478 | -0,2% | 731 | 659 | 10,9% | 414 | 417 | -0,7% |
| AFMA | | 244 | 222 | 9,8% | 100 | 93 | 6,8% | 59 | 58 | 2,5% |
| AGMA | | 152 | 141 | 7,5% | 83 | 79 | 5,0% | 57 | 52 | 9,4% |
| Building materials | | | | | | | | | | |
| TGCC | | 5 178 | 3 626 | 42,8% | 399 | 364 | 9,6% | 245 | 236 | 3,9% |
| Delta Holding | | 2 792 | 2 538 | 10,0% | 312 | 261 | 19,6% | 166 | 172 | -3,4% |
| SNEP | | 1 107 | 1 083 | 2,3% | 173 | 213 | -18,7% | 87 | 126 | -31,1% |
| Sonasid | | 4 888 | 4 494 | 8,8% | 163 | 167 | -2,4% | 86 | 108 | -20,3% |
| Colorado | | 610 | 574 | 6,2% | 60 | 55 | 8,4% | 35 | 33 | 6,6% |
| Aluminium du Maroc | | 1 419 | 1 172 | 21,0% | 123 | 128 | -3,8% | 5 | 18 | -75,3% |
| Jet Contractors | | 1 800 | 1 680 | 7,1% | 129 | 106 | 21,6% | 25 | 11 | 129,7% |
| CM | | | | | | | | | | |
| LafargeHolcim Maroc | | 7 985 | 8 195 | -2,6% | 2 696 | 3 496 | -22,9% | 1 392 | 2 010 | -30,8% |
| Ciments du Maroc | | 4 068 | 4 146 | -1,9% | 1 327 | 1 620 | -18,1% | 905 | 1 197 | -24,4% |
| R. Estate | | | | | | | | | | |
| Alliances | | 1 604 | 1 414 | 13,4% | 321 | 260 | 23,6% | 178 | 119 | 49,5% |
| RDS | | 543 | 776 | -30,0% | -26 | 49 | MAD -75 Mn | -61 | -17 | MAD -44 Mn |
| Addoha | | 1 378 | 1 197 | 15,1% | 127 | -144 | MAD +270 Mn | 38 | -88 | MAD +126 Mn |
| Energy | | | | | | | | | | |
| Taqi Morocco | | 13 604 | 7 812 | 74,1% | 2 913 | 2 431 | 19,8% | 1 303 | 1 005 | 29,6% |
| TotalEnergies Marketing Maroc | | 19 719 | 12 870 | 53,2% | 730 | 1 311 | -44,3% | 488 | 935 | -47,8% |
| Afriquia Gaz | | 9 510 | 7 132 | 33,3% | 882 | 681 | 29,4% | 517 | 504 | 2,6% |
| Disti | | | | | | | | | | |
| Label Vie | | 13 947 | 11 758 | 18,6% | 752 | 631 | 19,2% | 748 | 407 | 83,8% |
| Auto | | | | | | | | | | |
| Auto Hall | | 4 831 | 5 084 | -5,0% | 259 | 460 | -43,7% | 100 | 264 | -62,1% |
| Auto Nejma | | 2 101 | 2 319 | -9,4% | 287 | 225 | 27,5% | 187 | 146 | 28,5% |
| Pol. Auto | | | | | | | | | | |
| Marsa Maroc | | 3 949 | 3 592 | 9,9% | 1 363 | 1 129 | 20,7% | 817 | 666 | 22,6% |
| Managem | | 9 645 | 7 423 | 29,9% | 1 993 | 1 317 | 51,3% | 1 615 | 862 | 87,4% |
| Mining | | | | | | | | | | |
| CMT | | 592 | 462 | 28,1% | 296 | 190 | 55,7% | 236 | 152 | 54,7% |
| SMI | | 798 | 689 | 15,8% | 33 | -68 | MAD +101 Mn | 35 | -67 | MAD +102 Mn |
| IT | | | | | | | | | | |
| Disway | | 1 950 | 1 824 | 6,9% | 122 | 169 | -27,5% | 85 | 108 | -21,3% |
| Disty Technologies | | 497 | 456 | 8,9% | 26 | 32 | -18,0% | 4 | 18 | -77,4% |
| HPS | | 981 | 797 | 23,1% | 163 | 144 | 13,2% | 117 | 99 | 18,4% |
| Microdata | | 695 | 564 | 23,3% | 104 | 77 | 35,7% | 43 | 46 | -6,5% |
| S2M | | 280 | 263 | 6,2% | 22 | 59 | -62,0% | 20 | 3 | MAD +18 Mn |
| Involys | | 40 | 36 | 9,9% | 5 | 3 | 54,2% | -0,1 | 0,005 | MAD 0 Mn |
| Leasing | | | | | | | | | | |
| M2M Group | | 62 | 54 | 14,8% | -45 | -29 | MAD -17 Mn | 34 | -20 | MAD +53 Mn |
| Maghrebaïl | | 441 | 363 | 21,4% | 211 | 173 | 21,8% | 119 | 99 | 20,1% |
| Maroc Leasing | | 334 | 371 | -9,9% | 154 | 149 | 2,9% | 69 | 91 | -24,1% |
| Salafin | | 399 | 389 | 2,6% | 147 | 137 | 7,3% | 86 | 85 | 1,2% |
| Eqdom | | 590 | 581 | 1,6% | 174 | 111 | 57,4% | 88 | 33 | 165,3% |
| Others | | | | | | | | | | |
| Aradeï Capital | | 486 | 421 | 15,4% | 438 | 488 | -10,2% | 227 | 344 | -34,0% |
| Akdital | | 1 035 | 770 | 34,4% | 177 | 120 | 47,7% | 88 | 48 | 82,3% |
| Sothema | | 2 302 | 2 056 | 12,0% | 442 | 421 | 5,0% | 267 | 279 | -4,4% |
| Ennaki Automobiles | | 1 931 | 1 827 | 5,7% | 216 | 147 | 46,2% | 144 | 109 | 32,4% |
| Promopharm | | 705 | 630 | 11,8% | 134 | 105 | 27,8% | 75 | 69 | 9,1% |
| CTM | | 605 | 530 | 14,2% | 6 | 25 | -77,2% | 35 | 35 | 0,7% |
| Maghreb Oxygène | | 291 | 274 | 6,2% | 17 | 23 | -26,2% | 15 | 18 | -15,1% |
| Timar | | 665 | 543 | 22,4% | 30 | 28 | 6,0% | 12 | 12 | 1,5% |
| Balima | | 49 | 47 | 3,9% | 9 | 12 | -20,5% | 18 | 10 | 87,0% |
| Med Paper | | 135 | 79 | 70,6% | 14 | -3 | MAD +16 Mn | 7 | 9 | -21,7% |
| Afric Industries | | 40 | 47 | -14,9% | 9 | 13 | -30,6% | 6 | 5 | 17,4% |
| Immorente Invest | | 67 | 70 | -4,3% | 19 | 23 | -17,8% | 8 | 4 | 121,0% |
| Fenie Brossette | | 569 | 532 | 7,0% | 19 | 6 | MAD +13 Mn | 21 | 4 | MAD +17 Mn |
| SRM | | 360 | 287 | 25,4% | 6 | 5 | 28,7% | 3 | -1 | MAD +4 Mn |
| Zellidja | | 569 | 536 | 6,2% | 15 | -22 | MAD +37 Mn | 8 | -2 | MAD +10 Mn |
| Rebab Company | | 0,03 | 0,05 | -33,3% | -0,37 | -0,37 | MAD +0 Mn | -0,22 | -4,12 | MAD +4 Mn |
| Stroc Industrie | | 77 | 58 | 34,3% | 1 | -5 | MAD +6 Mn | -15 | -11 | MAD -4 Mn |
| IB Maroc.com | | NC | NC | - | NC | NC | - | NC | NC | - |
| Stokvis Nord Afrique | | 222 | 348 | -36,2% | -46 | 6 | MAD -51 Mn | -184 | -29 | MAD -154 Mn |
| Risma | | 1 037 | 525 | 97,5% | 204 | -84 | MAD +288 Mn | 152 | -172 | MAD +324 Mn |
| DLM | | NC | NC | - | NC | NC | - | NC | NC | - |





CASABLANCA CLOSING

EQUITY

2022 DIVIDENDS

| Stock | DPS 2022 | DPS 2021 | Change | GM Date | Ex-Dividend Date | Date of payment |
|-------------------------------|---------------------------|---------------------------|--------|------------|------------------|-----------------|
| Addoha | - | - | - | 27/06/2023 | | |
| AFMA | 55 | 54 | 1,9% | 15/06/2023 | 28/08/2023 | 06/09/2023 |
| Afric Industries | 20 | 22 | -9,1% | 20/06/2023 | 21/07/2023 | 31/07/2023 |
| Afriquia Gaz | 140 | 140 | 0,0% | 08/05/2023 | 22/05/2023 | 31/05/2023 |
| Agma | 255 | 250 | 2,0% | 24/05/2023 | 13/07/2023 | 27/07/2023 |
| Akdital | 3,25 | 2,00 | 62,5% | 08/06/2023 | 28/07/2023 | 08/08/2023 |
| Alliances | - | - | - | 26/06/2023 | | |
| Aluminium du Maroc | 70 | 110 | -36,4% | 22/06/2023 | 13/07/2023 | 25/07/2023 |
| Aradei Capital | 5,42 | 1,05 | | 09/05/2023 | 01/06/2023 | 12/06/2023 |
| | 13,78 [Extraordinary DPS] | 17,17 [Extraordinary DPS] | 5,4% | | | |
| AtlantaSanad | 5,5 | 5,2 | 5,8% | 25/05/2023 | 12/06/2023 | 21/06/2023 |
| Attijariwafa bank | 15,5 | 15,0 | 3,3% | 24/05/2023 | 03/07/2023 | 12/07/2023 |
| Auto Hall | 3,5 | 3,5 | 0,0% | 31/05/2023 | 20/06/2023 | 03/07/2023 |
| Auto Nejma | 110 | 86 | 45,3% | 07/04/2023 | 18/04/2023 | 28/04/2023 |
| | 15 [Extraordinary DPS] | | | | | |
| Balima | 5,5 | 5 | 10,0% | 20/06/2023 | 13/07/2023 | 27/07/2023 |
| BCP | 9,0 | 8,5 | 5,9% | 27/06/2023 | 13/07/2023 | 26/07/2023 |
| BOA | 4 | 4 | 0,0% | 20/06/2023 | 06/07/2023 | 17/07/2023 |
| BMCI | 18 | 10 | 80,0% | 26/06/2023 | 13/07/2023 | 27/07/2023 |
| Cartier Saada | - | - | - | 06/09/2023 | | |
| Crédit du Maroc | 27 | 26 | 4,2% | 20/06/2023 | 13/07/2023 | 27/07/2023 |
| CIH Bank | 14,0 | 14 | 0,0% | 15/06/2023 | 04/07/2023 | 13/07/2023 |
| Cimar | 60 | 95 | -36,8% | 30/05/2023 | 06/07/2023 | 17/07/2023 |
| CMT | 60 | 88 | -31,8% | 27/06/2023 | 23/08/2023 | 01/09/2023 |
| Colorado | 2 | 2 | -1,5% | 22/05/2023 | 09/06/2023 | 20/06/2023 |
| Cosumar | 7,0 | 6 | 16,7% | 08/06/2023 | 06/07/2023 | 17/07/2023 |
| CTM | 25 | 22 | 13,6% | 26/06/2023 | 14/09/2023 | 25/09/2023 |
| Dari Couspate | 85,0 | 95 | -10,5% | 23/06/2023 | 21/07/2023 | 31/07/2023 |
| Delta Holding | 1,4 | 1,3 | 7,7% | 16/05/2023 | 11/07/2023 | 21/07/2023 |
| Disty Technologies | 10 | 15 | -33,3% | 15/06/2023 | 28/07/2023 | 08/08/2023 |
| Disway | 35 | 40 | -53,3% | 30/05/2023 | 22/06/2023 | 05/07/2023 |
| | | 30 [Extraordinary DPS] | | | | |
| Delattre Levivier Maroc | - | - | - | | | |
| Ennaki Automobiles | 1,9 | 1,9 | 2,2% | 25/04/2023 | 21/06/2023 | 04/07/2023 |
| Eqdom | 55,0 | 40 | 37,5% | 30/05/2023 | 20/06/2023 | 03/07/2023 |
| Fenie Brossette | - | - | - | 22/06/2023 | | |
| HPS | 60,0 | 55 | 9,1% | 22/06/2023 | 05/07/2023 | 14/07/2023 |
| IB Maroc | - | - | - | | | |
| Immorente | 1,0 | 5,5 | 0,0% | 07/04/2023 | 18/04/2023 | 28/04/2023 |
| | 2,0 | | | | 15/06/2023 | 26/06/2023 |
| | 1,0 | | | | 18/09/2023 | 26/09/2023 |
| | 1,0 | | | | | 21/12/2023 |
| Involys | 0,0 | 5,0 | - | 15/06/2023 | | |
| Jet Contractors | - | - | - | 19/03/2023 | | |
| Label Vie | 86,38 | 70,4 | | 15/06/2023 | 03/07/2023 | 12/07/2023 |
| | | 69,1 [Extraordinary DPS] | -38,1% | | | |
| LafargeHolcim Maroc | 66 | 66 | 0,0% | 27/06/2023 | 13/07/2023 | 27/07/2023 |
| Lesieur | 4,5 | 3,5 | 28,6% | 10/05/2023 | 06/07/2023 | 14/07/2023 |
| M2M Group | - | - | - | 21/06/2023 | | |
| Maghreb Oxygène | 4,0 | 4,0 | 0,0% | 18/04/2023 | 02/05/2023 | 11/05/2023 |
| Maghrébail | 50 | 50 | 0,0% | 09/05/2023 | 04/07/2023 | 13/07/2023 |
| Managem | 30 | 20 | 50,0% | 31/05/2023 | 06/07/2023 | 14/07/2023 |
| Maroc Leasing | 14 | 14 | 0,0% | 26/06/2023 | 15/09/2023 | 26/09/2023 |
| IAM | 2,19 | 4,78 | -54,2% | 31/03/2023 | 06/09/2023 | 15/09/2023 |
| Marsa Maroc | 8,0 | 7,2 | 11,1% | 20/06/2023 | 13/07/2023 | 26/07/2023 |
| Med Paper | - | - | - | 26/06/2023 | | |
| Microdata | 25 | 27 | -7,4% | 21/06/2023 | 12/07/2023 | 24/07/2023 |
| Mutandis | 8,5 | 8,5 | 0,0% | 03/04/2023 | 20/06/2023 | 03/07/2023 |
| TGCC | 6,0 | 5,5 | 9,1% | 20/06/2023 | 25/07/2023 | 03/08/2023 |
| Outmès | 16,5 | 12,0 | 37,5% | 18/05/2023 | 19/06/2023 | 28/06/2023 |
| Promopharm | 40 | 40 | 0,0% | 21/06/2023 | 11/09/2023 | 20/09/2023 |
| RDS | - | - | - | 27/06/2023 | | |
| Rebab Company | - | - | - | 26/06/2023 | | |
| Risma | - | - | - | 13/06/2023 | | |
| S2M | - | - | - | 22/06/2023 | | |
| SANLAM Maroc | 36 | 35 | 2,9% | 10/05/2023 | 22/08/2023 | 31/08/2023 |
| Salafin | 13,50 | 26,55 | -48,1% | 09/05/2023 | 22/05/2023 | 31/05/2023 |
| | 13,50 [Extraordinary DPS] | 25,45 [Extraordinary DPS] | | | | |
| SBM | 145,5 | 113,0 | 28,8% | 09/05/2023 | 06/06/2023 | 15/06/2023 |
| SMI | - | - | - | 31/05/2023 | | |
| SNEP | 16 | 20 | -20,0% | 27/06/2023 | 14/09/2023 | 25/09/2023 |
| Sonasis | 30 | 38 | -21,1% | 22/06/2023 | 21/07/2023 | 31/07/2023 |
| Sothema | 25 | 25 | 0,0% | 25/05/2023 | 03/07/2023 | 11/07/2023 |
| SRM | - | - | - | 20/06/2023 | | |
| Stokvis | - | - | - | 15/06/2023 | | |
| Stroc Industrie | - | - | - | 19/05/2023 | | |
| Taga Morocco | 35 | 35 | 0,0% | 23/05/2023 | 13/09/2023 | 22/09/2023 |
| Timar | 0 | 8 | - | 22/06/2023 | | |
| TotalEnergies Marketing Maroc | 56 | 56 | - | 01/06/2023 | 19/06/2023 | 27/06/2023 |
| Unimer | 1 | - | - | 22/06/2023 | 13/09/2022 | 22/09/2023 |
| Wafa Assurance | 130 | 120 | 8,3% | 10/05/2023 | 08/06/2023 | 19/06/2023 |
| Zellidja | - | - | - | 26/06/2023 | | |

Attijari Global Research

Mahat Zerhouni
+212 529 03 68 16
m.zerhouni@attijari.ma

Attijari Intermédiation

Anis Hares
+212 529 03 68 34
Alae Yahya
+212 529 03 68 15
Sofia Mohcine
+212 522 49 59 52



Attijari
Global Research