



CASABLANCA CLOSING

EQUITY

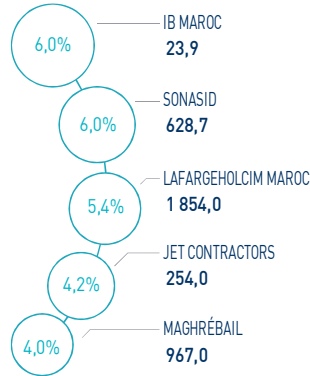
06 | OCTOBER 2023

MARKET INSIGHT

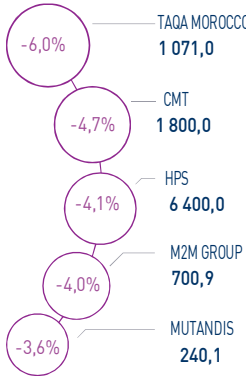
| | | | | | | | |
|-----------------|-------------------|------------------|------------------|-----------------|-------------------|-------------------|-------------------|
| MASI | 12 294 pts | MSI20 | 1 001 pts | CAPI | 632 MAD Bn | VOLUME | 589 MAD Mn |
| ↗ Daily | 0,34% | ↗ Daily | 0,80% | ↗ High | 632 | MC | 589 |
| ↗ YTD | 14,68% | ↗ YTD | 16,72% | ↘ Low | 439 | MB | - |

THE DAY IN REVIEW

TOP PERFORMERS



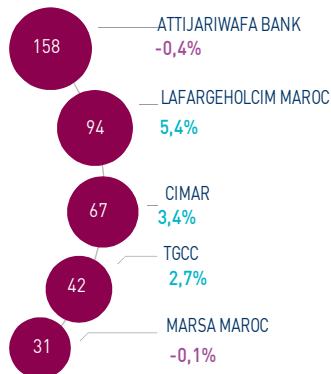
BOTTOM PERFORMERS



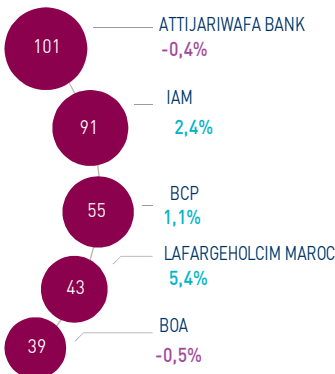
At the end of this trading session, the MASI index increased by +0.34% at 12,294 points. In this context, the annual performance of the market settled at +14.68%.

IB Maroc topped the highest increases recording a gain of 6.0%. In the opposite, Taqa Morocco dropped by -6.0%, i.e. the strongest decline of this trading session.

MOST ACTIVE (MAD Mn)



LARGEST CAP (MAD Bn)



Volume on the central market reached MAD 589 Mn.

This was mainly driven by Attijariwafabank, LafargeHolcim Maroc and CIMAR which monopolized almost 54% of the total flow.

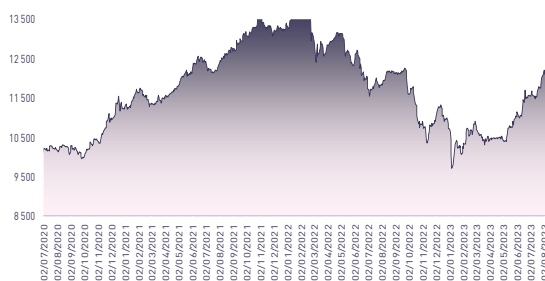
Attijari Global Research

Mahat Zerhouni
+212 529 03 68 16
m.zerhouni@attijari.ma

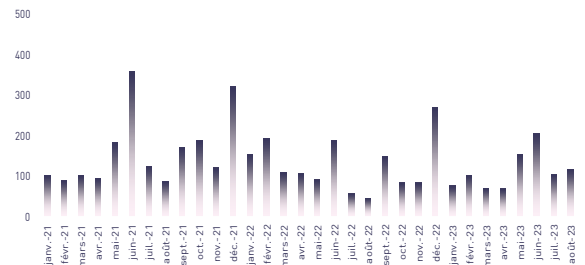
Attijari Intermédiation

Anis Hares
+212 529 03 68 34
Alae Yahya
+212 529 03 68 15
Sofia Mohcine
+212 529 03 68 21

MASI INDEX EVOLUTION (pts)



ADV- MONTHLY BASIS VOLUME (MAD Mn)



KEY ECONOMIC RELEASES/EVENTS OVER THE WEEK

| Oct. 6th | 2023

According to the Tourism Observatory, tourist arrivals amounted to 10,158,179 at the end of August 2023, up 49% compared to the end of August 2022.

| Oct. 5th | 2023

Foreign Trade : Decrease in imports and exports unit value indices in Morocco in Q2 2023.

| Oct. 4th | 2023

During the first 9 months of 2023, cement sales stood at 9,186,728 tons, i.e. a decline of 2.1% compared to the same period of the previous year.

| Oct. 4th | 2023

At the end of September 2023, cumulative sales of new cars in Morocco recorded a decline of 2.9% at 117,375 units.



Attijari
Global Research



CASABLANCA CLOSING

EQUITY



DAILY STOCK ON OCTOBER 6th, 2023

| 06/10/2023 | Close | Day | YTD | Max 2023 | Min 2023 | Quantity | P/E 22R | P/B 22R | D/Y 22R |
|---------------------|----------|--------|---------|----------|----------|-----------|---------|---------|---------|
| Addoha | 14,50 | -2,62% | 130,89% | 17,27 | 5,50 | 1 354 700 | N.S | 0,7 | 0,0% |
| AFMA | 1 249,0 | 1,54% | -3,92% | 1 341,0 | 1 200,0 | 181 | 21,1 | 27,3 | 4,4% |
| Afric Industries | 319,90 | -0,03% | -5,63% | 375,00 | 307,00 | 98 | 15,1 | 2,1 | 6,3% |
| Afriquia Gaz | 4 300,0 | 0,00% | -7,53% | 4 710,0 | 3 706,0 | 1 540 | 28,6 | 5,0 | 3,3% |
| Agma | 6 749,00 | 0,00% | 11,19% | 6 800,00 | 5 650,00 | 0 | 23,8 | 10,3 | 3,9% |
| Akdital | 480,0 | -1,03% | 73,91% | 485,0 | 270,5 | 21 530 | N.S | 11,1 | 0,7% |
| Alliances | 110,70 | 0,45% | 112,88% | 117,50 | 42,98 | 69 475 | 13,7 | 0,8 | 0,0% |
| Aluminium du Maroc | 1 345,0 | 1,89% | -5,15% | 1 400,0 | 1 211,0 | 87 | N.S | 2,3 | 5,2% |
| Aradei Capital | 450,00 | -3,51% | 11,11% | 466,35 | 385,00 | 2 402 | 22,2 | 1,2 | 4,3% |
| AtlantaSanad | 123,5 | 2,88% | -1,24% | 135,0 | 113,5 | 3 388 | 18,0 | 3,4 | 4,5% |
| Attijariwafa bank | 472,00 | -0,42% | 20,41% | 474,00 | 355,05 | 332 156 | 16,7 | 1,8 | 3,3% |
| Auto Hall | 68,5 | -2,70% | 5,38% | 82,5 | 63,0 | 6 291 | 34,4 | 2,0 | 5,1% |
| Auto Nejma | 1 750,00 | 0,00% | -3,69% | 1 817,00 | 1 650,00 | 0 | 9,6 | 1,6 | 7,1% |
| Balima | 167,6 | 3,97% | 1,55% | 173,0 | 149,5 | 3 | 15,8 | 2,3 | 3,3% |
| BCP | 270,00 | 1,09% | 16,88% | 270,00 | 194,60 | 97 495 | 20,0 | 1,4 | 3,3% |
| BoA | 189,0 | -0,53% | 9,88% | 190,0 | 159,0 | 34 772 | 17,1 | 1,6 | 2,1% |
| BMCI | 590,00 | 0,31% | 66,48% | 590,00 | 305,00 | 521 | 34,3 | 1,1 | 3,1% |
| Cartier Saada | 23,1 | 0,00% | -13,02% | 27,7 | 22,0 | 0 | 40,5 | 0,9 | 0,0% |
| CIH | 402,00 | 0,34% | 32,24% | 402,00 | 282,00 | 3 968 | 18,3 | 2,2 | 3,5% |
| Cimar | 1 600,0 | 3,43% | 25,00% | 1 600,0 | 1 171,0 | 41 398 | 25,5 | 7,0 | 3,8% |
| CMT | 1 800,00 | -4,71% | 7,14% | 2 005,00 | 1 459,00 | 8 501 | 12,8 | 4,4 | 3,3% |
| Colorado | 46,6 | 0,00% | 2,48% | 47,0 | 40,0 | 11 688 | 21,3 | 2,3 | 4,3% |
| Cosumar | 200,20 | -1,62% | 5,37% | 218,55 | 163,40 | 19 220 | 22,9 | 3,3 | 3,5% |
| Crédit du Maroc | 736,0 | 0,00% | 22,67% | 780,0 | 502,0 | 0 | 19,8 | 1,3 | 3,7% |
| CTM | 601,60 | -1,54% | -11,03% | 676,20 | 581,50 | 26 | 20,8 | 2,5 | 4,2% |
| Dari Couspate | 3 600,0 | 0,00% | -8,98% | 3 955,0 | 3 283,0 | 80 | N.S | 3,2 | 2,4% |
| Delattre Levivier | 40,00 | 0,00% | -6,76% | 42,90 | 40,00 | 0 | N.S | N.S | 0,0% |
| Delta Holding | 37,9 | 2,93% | 57,92% | 37,9 | 20,3 | 23 126 | 20,0 | 1,5 | 3,7% |
| Diac Salaf | 26,25 | 0,00% | 0,00% | 26,25 | 26,25 | 0 | N.S | N.S | 0,0% |
| Disty Technologies | 201,0 | -2,66% | -4,29% | 209,9 | 176,1 | 1 486 | N.S | 1,8 | 5,0% |
| Disway | 704,00 | 2,03% | 5,07% | 750,00 | 620,00 | 309 | 15,7 | 2,0 | 5,0% |
| Ennaki | 31,5 | -2,48% | 0,38% | 35,5 | 29,0 | 1 435 | 6,6 | 1,4 | 5,9% |
| Eqdom | 1 175,00 | 0,60% | 38,24% | 1 175,00 | 800,00 | 899 | 22,2 | 1,3 | 4,7% |
| Fenie Brossette | 101,0 | 1,00% | -19,14% | 129,0 | 97,0 | 200 | 7,1 | 1,1 | 0,0% |
| HPS | 6 400,00 | -4,12% | -1,54% | 6 675,00 | 5 400,00 | 924 | 38,5 | 7,1 | 0,9% |
| IAM | 103,7 | 2,42% | 9,11% | 114,5 | 75,6 | 273 929 | 15,7 | 5,5 | 2,1% |
| IB Maroc | 23,90 | 5,99% | -22,83% | 32,19 | 18,20 | 28 | N.S | N.S | 0,0% |
| Immorente | 97,5 | 0,10% | 1,25% | 99,4 | 94,0 | 900 | N.S | 1,2 | 5,6% |
| Involys | 89,00 | 0,00% | -14,38% | 103,95 | 89,00 | 396 | N.S | 0,4 | 0,0% |
| Jet Contractors | 254,0 | 4,23% | 23,28% | 278,0 | 186,6 | 30 420 | 31,0 | 0,8 | 0,0% |
| Label Vie | 4 700,00 | -1,26% | 1,08% | 4 855,00 | 4 010,00 | 1 311 | 18,2 | 4,8 | 1,8% |
| LafargeHolcim Maroc | 1 854,0 | 5,40% | 37,33% | 1 854,0 | 1 187,0 | 50 842 | 31,2 | 3,9 | 3,6% |
| Lesieur | 275,00 | -0,72% | 19,57% | 277,00 | 220,00 | 6 | 36,9 | 4,0 | 1,6% |
| M2M Group | 700,9 | -3,99% | -11,17% | 789,0 | 690,0 | 32 | 13,5 | 2,3 | 0,0% |
| Maghreb Oxygène | 230,00 | 0,55% | -6,03% | 280,00 | 184,40 | 4 | 12,2 | 0,6 | 1,7% |
| Maghrébaïl | 967,0 | 3,98% | 7,56% | 967,0 | 855,0 | 325 | 11,3 | 1,3 | 5,2% |
| Managem | 1 750,00 | 1,74% | -30,83% | 2 770,00 | 1 650,00 | 127 | 10,8 | 2,4 | 1,7% |
| Maroc Leasing | 378,0 | -0,26% | 7,08% | 385,0 | 337,0 | 3 | 15,2 | 1,0 | 3,7% |
| Marsa Maroc | 279,85 | -0,12% | 29,56% | 280,20 | 181,00 | 110 860 | 25,1 | 9,1 | 2,9% |
| Med Paper | 22,8 | -2,19% | -16,33% | 28,5 | 22,0 | 2 465 | 14,7 | N.S | 0,0% |
| Microdata | 570,00 | 3,64% | 5,20% | 570,00 | 492,00 | 345 | 22,5 | 5,7 | 4,4% |
| Mutandis | 240,1 | -3,59% | 10,11% | 249,0 | 190,0 | 5 237 | 22,3 | 2,2 | 3,5% |
| Outmès | 1 352,00 | 0,00% | -13,00% | 1 590,00 | 1 300,00 | 0 | 44,0 | 4,0 | 1,2% |
| Promopharm | 1 072,0 | 0,00% | 0,37% | 1 110,0 | 933,0 | 0 | 14,2 | 2,3 | 3,7% |
| Rebab | 83,81 | 0,00% | -26,16% | 113,50 | 75,65 | 0 | N.S | 1,7 | 0,0% |
| RDS | 19,9 | 1,63% | 10,67% | 24,0 | 10,0 | 54 405 | N.S | 0,1 | 0,0% |
| Risma | 221,00 | -0,70% | 93,86% | 228,75 | 107,05 | 58 932 | 20,8 | 2,6 | 0,0% |
| S2M | 175,5 | 0,00% | -13,53% | 203,0 | 163,0 | 0 | 7,0 | 2,8 | 0,0% |
| SANLAM Maroc | 1 150,00 | 0,00% | 16,16% | 1 230,00 | 841,00 | 0 | N.S | 0,9 | 3,0% |
| Salafin | 588,9 | -0,62% | 3,32% | 650,0 | 490,0 | 183 | 21,5 | 2,1 | 4,6% |
| Samir | 127,80 | 0,00% | 0,00% | 127,80 | 127,80 | 0 | N.S | N.S | 0,0% |
| SBM | 2 900,0 | 0,00% | 20,93% | 2 900,0 | 2 045,0 | 72 | 20,6 | 4,8 | 5,0% |
| SMI | 1 300,00 | 1,17% | -14,47% | 1 519,00 | 1 175,00 | 38 | N.S | 1,8 | 0,0% |
| SNEP | 490,0 | -0,80% | -20,97% | 630,0 | 433,9 | 142 | 13,5 | 1,3 | 3,3% |
| Sonasis | 628,70 | 5,98% | 20,90% | 628,70 | 468,10 | 15 135 | 28,5 | 1,3 | 4,8% |
| Sothema | 1 082,0 | 3,15% | -18,03% | 1 450,0 | 989,9 | 2 941 | 29,2 | 5,6 | 2,3% |
| SRM | 138,80 | 0,00% | -7,47% | 155,65 | 124,00 | 0 | 16,5 | 0,3 | 0,0% |
| Stokvis | 11,6 | 0,09% | -26,35% | 15,8 | 10,7 | 150 | N.S | N.S | 0,0% |
| Stroc Industrie | 32,98 | 0,00% | -16,97% | 41,33 | 30,60 | 18 | N.S | N.S | 0,0% |
| TAQA Morocco | 1 071,0 | -5,97% | -2,46% | 1 150,0 | 882,0 | 1 669 | 19,4 | 4,1 | 3,3% |
| TGCC | 159,95 | 2,66% | 27,96% | 159,95 | 110,00 | 256 131 | 20,6 | 3,9 | 3,8% |
| Timar | 538,0 | 0,00% | 198,89% | 560,0 | 175,0 | 0 | 13,0 | 1,1 | 0,0% |
| Total Maroc | 1 125,00 | -2,17% | -13,33% | 1 350,00 | 1 090,00 | 3 463 | 20,7 | 3,4 | 5,0% |
| UNIMER | 158,0 | 0,00% | -3,81% | 160,0 | 140,6 | 0 | 39,3 | 1,5 | 0,6% |
| Wafa Assurance | 4 250,00 | 0,00% | 13,03% | 4 250,00 | 3 001,00 | 2 009 | 19,2 | 1,6 | 3,1% |
| Zellidja | 87,9 | 3,98% | 20,77% | 88,0 | 75,6 | 5 | 6,5 | 0,9 | 0,0% |
| MASI | 12 294,4 | 0,34% | 14,68% | 12 294,4 | 9 718,0 | - | 19,7 | 3,5 | 2,9% |

Multiples reflect 2022R achievements reported to the current stock market capitalization



Attijari
Global Research



CASABLANCA CLOSING

EQUITY

2022 FINANCIAL FIGURES

| | | Turnover | | | EBIT | | | Net Income (Group Share) | | |
|--------------------|-------------------------------|----------|--------|--------|--------|--------|--------------|--------------------------|-------|-------------|
| MAD Mn | | 2022 | 2021 | Change | 2022 | 2021 | Change | 2022 | 2021 | Change |
| | Maroc Telecom | 35 731 | 35 790 | -0.2% | 11 468 | 11 586 | -1.0% | 5 820 | 6 014 | -3.2% |
| Food-processing | Cosumar | 10 433 | 9 113 | 14.5% | 1 294 | 1 408 | -8.1% | 826 | 763 | 8.2% |
| | SBM | 2 910 | 2 697 | 7.9% | 647 | 542 | 19.3% | 399 | 335 | 19.1% |
| | Lesieur Cristal | 6 897 | 4 863 | 41.8% | 463 | 309 | 49.8% | 206 | 140 | 47.1% |
| | Mutandis | 2 329 | 1 685 | 38.2% | 175 | 133 | 31.7% | 100 | 60 | 66.0% |
| | Dari Couspate | 782 | 698 | 12.0% | 12 | 67 | -82.1% | 20 | 42 | -52.8% |
| | Oulmès | 2 196 | 1 734 | 26.6% | 117 | 121 | -3.8% | 61 | 41 | 49.1% |
| | Unimer | 1 368 | 1 026 | 33.3% | 74 | -7 | MAD +80 Mn | 46 | -94 | MAD +140 Mn |
| Banks | Attijariwafa bank | 26 313 | 24 380 | 7.9% | 11 399 | 9 484 | 20.2% | 6 065 | 5 144 | 17.9% |
| | BOA | 15 624 | 14 607 | 7.0% | 4 697 | 3 726 | 26.1% | 2 305 | 2 007 | 14.8% |
| | BCP | 20 609 | 20 087 | 2.6% | 5 582 | 4 526 | 23.3% | 2 750 | 1 765 | 55.8% |
| | Crédit du Maroc | 2 569 | 2 460 | 4.4% | 759 | 1 061 | -28.5% | 404 | 627 | -35.6% |
| | CIH Bank | 3 518 | 3 107 | 13.2% | 1 067 | 932 | 14.4% | 669 | 603 | 11.0% |
| | BMCI | 3 054 | 3 044 | 0.3% | 420 | 338 | 24.2% | 229 | 194 | 17.8% |
| Insurance | SANLAM Maroc | 5 955 | 5 621 | 5.9% | -205 | 994 | MAD -1199 Mn | -70 | 607 | MAD -677 Mn |
| | Wafa Assurance | 11 639 | 9 785 | 18.9% | 1 092 | 485 | 125.3% | 776 | 424 | 83.0% |
| | AtlantaSanad | 5 465 | 5 478 | -0.2% | 731 | 659 | 10.9% | 414 | 417 | -0.7% |
| | AFMA | 244 | 222 | 9.8% | 100 | 93 | 6.8% | 59 | 58 | 2.5% |
| | AGMA | 152 | 141 | 7.5% | 83 | 79 | 5.0% | 57 | 52 | 9.4% |
| | TGCC | 5 178 | 3 626 | 42.8% | 399 | 364 | 9.6% | 245 | 236 | 3.9% |
| Building materials | Delta Holding | 2 792 | 2 538 | 10.0% | 312 | 261 | 19.6% | 166 | 172 | -3.4% |
| | GNEP | 1 107 | 1 083 | 2.3% | 173 | 213 | -18.7% | 87 | 126 | -31.1% |
| | Sonasid | 4 888 | 4 494 | 8.8% | 163 | 167 | -2.4% | 86 | 108 | -20.3% |
| | Colorado | 610 | 574 | 6.2% | 60 | 55 | 8.4% | 35 | 33 | 6.6% |
| | Aluminium du Maroc | 1 419 | 1 172 | 21.0% | 123 | 128 | -3.8% | 5 | 18 | -75.3% |
| | Jet Contractors | 1 800 | 1 680 | 7.1% | 129 | 106 | 21.6% | 25 | 11 | 129.7% |
| CM | LafargeHolcim Maroc | 7 985 | 8 195 | -2.6% | 2 696 | 3 496 | -22.9% | 1 392 | 2 010 | -30.8% |
| | Ciments du Maroc | 4 068 | 4 146 | -1.9% | 1 327 | 1 620 | -18.1% | 905 | 1 197 | -24.4% |
| R. Estate | Alliances | 1 604 | 1 414 | 13.4% | 321 | 260 | 23.6% | 178 | 119 | 49.5% |
| | RDS | 543 | 776 | -30.0% | -26 | 49 | MAD -75 Mn | -61 | -17 | MAD -44 Mn |
| | Addoha | 1 378 | 1 197 | 15.1% | 127 | -144 | MAD +270 Mn | 38 | -88 | MAD +126 Mn |
| Energy | Taqd Morocco | 13 604 | 7 812 | 74.1% | 2 913 | 2 431 | 19.8% | 1 303 | 1 005 | 29.6% |
| | TotalEnergies Marketing Maroc | 19 719 | 12 870 | 53.2% | 730 | 1 311 | -44.3% | 488 | 935 | -47.8% |
| | Afrique Gaz | 9 510 | 7 132 | 33.3% | 882 | 681 | 29.4% | 517 | 504 | 2.6% |
| Dist. | Label Vie | 13 947 | 11 758 | 18.6% | 752 | 631 | 19.2% | 748 | 407 | 83.8% |
| Auto | Auto Hall | 4 831 | 5 084 | -5.0% | 259 | 460 | -43.7% | 100 | 264 | -62.1% |
| | Auto Nejma | 2 101 | 2 319 | -9.4% | 287 | 225 | 27.5% | 187 | 146 | 28.5% |
| Port | Marsa Maroc | 3 949 | 3 592 | 9.9% | 1 363 | 1 129 | 20.7% | 817 | 666 | 22.6% |
| Minig | Managem | 9 645 | 7 423 | 29.9% | 1 993 | 1 317 | 51.3% | 1 615 | 862 | 87.4% |
| Mining | CMT | 592 | 462 | 28.1% | 296 | 190 | 55.7% | 236 | 152 | 54.7% |
| | SMI | 798 | 689 | 15.8% | 33 | -68 | MAD +101 Mn | 35 | -67 | MAD +102 Mn |
| | Disway | 1 950 | 1 824 | 6.9% | 122 | 169 | -27.5% | 85 | 108 | -21.3% |
| | Disty Technologies | 497 | 456 | 8.9% | 26 | 32 | -18.0% | 4 | 18 | -77.4% |
| IT | HPS | 981 | 797 | 23.1% | 163 | 144 | 13.2% | 117 | 99 | 18.4% |
| | Microdata | 695 | 564 | 23.3% | 104 | 77 | 35.7% | 43 | 46 | -6.5% |
| | S2M | 280 | 263 | 6.2% | 22 | 59 | -62.0% | 20 | 3 | MAD +18 Mn |
| | Involys | 40 | 36 | 9.9% | 5 | 3 | 54.2% | -0.1 | 0.005 | MAD 0 Mn |
| | M2M Group | 62 | 54 | 14.8% | -45 | -29 | MAD -17 Mn | 34 | -20 | MAD +53 Mn |
| | Maghrebail | 441 | 363 | 21.4% | 211 | 173 | 21.8% | 119 | 99 | 20.1% |
| Leasing | Maroc Leasing | 334 | 371 | -9.9% | 154 | 149 | 2.9% | 69 | 91 | -24.1% |
| | Galafin | 399 | 389 | 2.6% | 147 | 137 | 7.3% | 86 | 85 | 1.2% |
| | Eqdom | 590 | 581 | 1.6% | 174 | 111 | 57.4% | 88 | 33 | 165.3% |
| | Aradei Capital | 486 | 421 | 15.4% | 438 | 488 | -10.2% | 227 | 364 | -36.0% |
| | Akdital | 1 035 | 770 | 34.4% | 177 | 120 | 47.7% | 88 | 48 | 82.3% |
| | Sothema | 2 302 | 2 056 | 12.0% | 442 | 421 | 5.0% | 267 | 279 | -4.4% |
| | Ennaki Automobiles | 1 931 | 1 827 | 5.7% | 216 | 147 | 46.2% | 144 | 109 | 32.4% |
| | Promopharm | 705 | 630 | 11.8% | 134 | 105 | 27.8% | 75 | 69 | 9.1% |
| | CTM | 605 | 530 | 14.2% | 6 | 25 | -77.2% | 35 | 35 | 0.7% |
| | Maghreb Oxygène | 291 | 274 | 6.2% | 17 | 23 | -26.2% | 15 | 18 | -15.1% |
| | Timar | 665 | 543 | 22.4% | 30 | 28 | 6.0% | 12 | 12 | 1.5% |
| Others | Balima | 49 | 47 | 3.9% | 9 | 12 | -20.5% | 18 | 10 | 87.0% |
| | Med Paper | 135 | 79 | 70.6% | 14 | -3 | MAD +16 Mn | 7 | 9 | -21.7% |
| | Afric Industries | 40 | 47 | -14.9% | 9 | 13 | -30.6% | 6 | 5 | 17.4% |
| | ImmoInvest | 67 | 70 | -4.3% | 19 | 23 | -17.8% | 8 | 4 | 121.0% |
| | Fenie Brossette | 569 | 532 | 7.0% | 19 | 6 | MAD +13 Mn | 21 | 4 | MAD +17 Mn |
| | SRM | 360 | 287 | 25.4% | 6 | 5 | 28.7% | 3 | -1 | MAD +4 Mn |
| | Zellidja | 569 | 536 | 6.2% | 15 | -22 | MAD +37 Mn | 8 | -2 | MAD +10 Mn |
| | Rebab Company | 0.03 | 0.05 | -33.3% | -0.37 | -0.27 | MAD +0 Mn | -0.22 | -4.12 | MAD +4 Mn |
| | Sitroc Industrie | 77 | 58 | 34.3% | 1 | -5 | MAD +6 Mn | -15 | -11 | MAD -4 Mn |
| | IB Maroc.com | NC | NC | - | NC | NC | - | NC | NC | - |
| | Sitokvis Nord Afrique | 222 | 348 | -36.2% | -46 | 6 | MAD -51 Mn | -184 | -29 | MAD -154 Mn |
| | Risma | 1 037 | 525 | 97.5% | 204 | -84 | MAD +288 Mn | 152 | -172 | MAD +324 Mn |
| DLM | NC | NC | - | NC | NC | - | NC | NC | - | |





CASABLANCA CLOSING

EQUITY

2022 DIVIDENDS

| Stock | DPS 2022 | DPS 2021 | Change | GM Date | Ex-Dividend Date | Date of payment |
|-------------------------------|---------------------------|---------------------------|--------|------------|------------------|-----------------|
| Addoha | - | - | - | 27/06/2023 | | |
| AFMA | 55 | 54 | 1,9% | 15/06/2023 | 28/08/2023 | 06/09/2023 |
| Afric Industries | 20 | 22 | -9,1% | 20/06/2023 | 21/07/2023 | 31/07/2023 |
| Afriquia Gaz | 140 | 140 | 0,0% | 08/05/2023 | 22/05/2023 | 31/05/2023 |
| Agma | 255 | 250 | 2,0% | 24/05/2023 | 13/07/2023 | 27/07/2023 |
| Akdital | 3,25 | 2,00 | 62,5% | 08/06/2023 | 28/07/2023 | 08/08/2023 |
| Alliances | - | - | - | 26/06/2023 | | |
| Aluminium du Maroc | 70 | 110 | -36,4% | 22/06/2023 | 13/07/2023 | 25/07/2023 |
| Aradei Capital | 5,42 | 1,05 | | 09/05/2023 | 01/06/2023 | 12/06/2023 |
| | 13,78 [Extraordinary DPS] | 17,17 [Extraordinary DPS] | 5,4% | | | |
| AtlantaSanad | 5,5 | 5,2 | 5,8% | 25/05/2023 | 12/06/2023 | 21/06/2023 |
| Attijariwafa bank | 15,5 | 15,0 | 3,3% | 24/05/2023 | 03/07/2023 | 12/07/2023 |
| Auto Hall | 3,5 | 3,5 | 0,0% | 31/05/2023 | 20/06/2023 | 03/07/2023 |
| Auto Nejma | 110 | 86 | | 07/04/2023 | 18/04/2023 | 28/04/2023 |
| | 15 [Extraordinary DPS] | | 45,3% | | | |
| Balima | 5,5 | 5 | 10,0% | 20/06/2023 | 13/07/2023 | 27/07/2023 |
| BCP | 9,0 | 8,5 | 5,9% | 27/06/2023 | 13/07/2023 | 26/07/2023 |
| BOA | 4 | 4 | 0,0% | 20/06/2023 | 06/07/2023 | 17/07/2023 |
| BMCI | 18 | 10 | 80,0% | 26/06/2023 | 13/07/2023 | 27/07/2023 |
| Cartier Saada | - | - | - | 06/09/2023 | | |
| Crédit du Maroc | 27 | 26 | 4,2% | 20/06/2023 | 13/07/2023 | 27/07/2023 |
| CIH Bank | 14,0 | 14 | 0,0% | 15/06/2023 | 04/07/2023 | 13/07/2023 |
| Cimar | 60 | 95 | -36,8% | 30/05/2023 | 06/07/2023 | 17/07/2023 |
| CMT | 60 | 88 | -31,8% | 27/06/2023 | 23/08/2023 | 01/09/2023 |
| Colorado | 2 | 2 | -1,5% | 22/05/2023 | 09/06/2023 | 20/06/2023 |
| Cosumar | 7,0 | 6 | 16,7% | 08/06/2023 | 06/07/2023 | 17/07/2023 |
| CTM | 25 | 22 | 13,6% | 26/06/2023 | 14/09/2023 | 25/09/2023 |
| Dari Couspate | 85,0 | 95 | -10,5% | 23/06/2023 | 21/07/2023 | 31/07/2023 |
| Delta Holding | 1,4 | 1,3 | 7,7% | 16/05/2023 | 11/07/2023 | 21/07/2023 |
| Disty Technologies | 10 | 15 | -33,3% | 15/06/2023 | 28/07/2023 | 08/08/2023 |
| Disway | 35 | 40 | | 30/05/2023 | 22/06/2023 | 05/07/2023 |
| | | 30 [Extraordinary DPS] | -53,3% | | | |
| Delattre Levivier Maroc | - | - | - | | | |
| Ennakl Automobiles | 1,9 | 1,9 | 2,2% | 25/04/2023 | 21/06/2023 | 04/07/2023 |
| Eqdom | 55,0 | 40 | 37,5% | 30/05/2023 | 20/06/2023 | 03/07/2023 |
| Fenie Brossette | - | - | - | 22/06/2023 | | |
| HPS | 60,0 | 55 | 9,1% | 22/06/2023 | 05/07/2023 | 14/07/2023 |
| IB Maroc | - | - | - | | | |
| Immorante | 1,0 | 5,5 | 0,0% | 07/04/2023 | 18/04/2023 | 28/04/2023 |
| | 2,0 | | | | 15/06/2023 | 26/06/2023 |
| | 1,0 | | | | 18/09/2023 | 26/09/2023 |
| | 1,0 | | | | | 21/12/2023 |
| Involys | 0,0 | 5,0 | - | 15/06/2023 | | |
| Jet Contractors | - | - | - | 19/03/2023 | | |
| Label Vie | 86,38 | 70,4 | | 15/06/2023 | 03/07/2023 | 12/07/2023 |
| | | 69,1 [Extraordinary DPS] | -38,1% | | | |
| LafargeHolcim Maroc | 66 | 66 | 0,0% | 27/06/2023 | 13/07/2023 | 27/07/2023 |
| Lesieur | 4,5 | 3,5 | 28,6% | 10/05/2023 | 06/07/2023 | 14/07/2023 |
| M2M Group | - | - | - | 21/06/2023 | | |
| Maghreb Oxygène | 4,0 | 4,0 | 0,0% | 18/04/2023 | 02/05/2023 | 11/05/2023 |
| Maghrébail | 50 | 50 | 0,0% | 09/05/2023 | 04/07/2023 | 13/07/2023 |
| Managem | 30 | 20 | 50,0% | 31/05/2023 | 06/07/2023 | 14/07/2023 |
| Maroc Leasing | 14 | 14 | 0,0% | 26/06/2023 | 15/09/2023 | 26/09/2023 |
| IAM | 2,19 | 4,78 | -54,2% | 31/03/2023 | 06/09/2023 | 15/09/2023 |
| Marsa Maroc | 8,0 | 7,2 | 11,1% | 20/06/2023 | 13/07/2023 | 26/07/2023 |
| Med Paper | - | - | - | 26/06/2023 | | |
| Microdata | 25 | 27 | -7,4% | 21/06/2023 | 12/07/2023 | 24/07/2023 |
| Mutandis | 8,5 | 8,5 | 0,0% | 03/04/2023 | 20/06/2023 | 03/07/2023 |
| TGCC | 6,0 | 5,5 | 9,1% | 20/06/2023 | 25/07/2023 | 03/08/2023 |
| Oulmès | 16,5 | 12,0 | 37,5% | 18/05/2023 | 19/06/2023 | 28/06/2023 |
| Promopharm | 40 | 40 | 0,0% | 21/06/2023 | 11/09/2023 | 20/09/2023 |
| RDS | - | - | - | 27/06/2023 | | |
| Rebab Company | - | - | - | 26/06/2023 | | |
| Risma | - | - | - | 13/06/2023 | | |
| S2M | - | - | - | 22/06/2023 | | |
| SANLAM Maroc | 36 | 35 | 2,9% | 10/05/2023 | 22/08/2023 | 31/08/2023 |
| Salafin | 13,50 | 26,55 | | 09/05/2023 | 22/05/2023 | 31/05/2023 |
| | 13,50 [Extraordinary DPS] | 25,45 [Extraordinary DPS] | -48,1% | | | |
| SBM | 145,5 | 113,0 | 28,8% | 09/05/2023 | 06/06/2023 | 15/06/2023 |
| SMI | - | - | - | 31/05/2023 | | |
| SNEP | 16 | 20 | -20,0% | 27/06/2023 | 14/09/2023 | 25/09/2023 |
| Sonasid | 30 | 38 | -21,1% | 22/06/2023 | 21/07/2023 | 31/07/2023 |
| Sothema | 25 | 25 | 0,0% | 25/05/2023 | 03/07/2023 | 11/07/2023 |
| SRM | - | - | - | 20/06/2023 | | |
| Stokvis | - | - | - | 15/06/2023 | | |
| Stroc Industrie | - | - | - | 19/05/2023 | | |
| Taq Morocco | 35 | 35 | 0,0% | 23/05/2023 | 13/09/2023 | 22/09/2023 |
| Timar | 0 | 8 | - | 22/06/2023 | | |
| TotalEnergies Marketing Maroc | 56 | 56 | - | 01/06/2023 | 19/06/2023 | 27/06/2023 |

Attijari Global Research

Mahat Zerhouni
+212 529 03 68 16
m.zerhouni@attijari.ma

Attijari Intermédiation

Anis Hares
+212 529 03 68 34
Alae Yahya
+212 529 03 68 15
Sofia Mohcine
+212 522 49 59 52



Attijari
Global Research