


# CASABLANCA CLOSING EQUITY

## MARKET INSIGHT

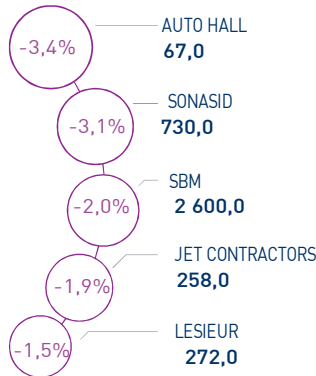
<b>  MASI  </b> 12 263 pts	<b>  MSI20  </b> 1 000 pts	<b>  CAPI  </b> 628 MAD Bn	<b>  VOLUME  </b> 234 MAD Mn
↗ Daily 0,10%	↗ Daily 0,08%	↗ High 632	MC 234
↗ YTD 14,39%	↗ YTD 16,63%	↘ Low 439	MB -

## THE DAY IN REVIEW

### TOP PERFORMERS



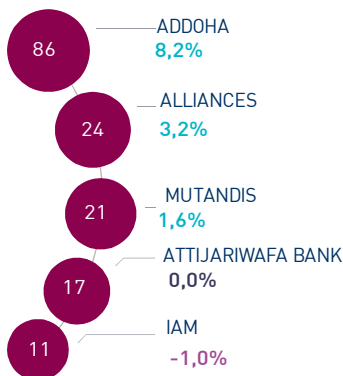
### BOTTOM PERFORMERS



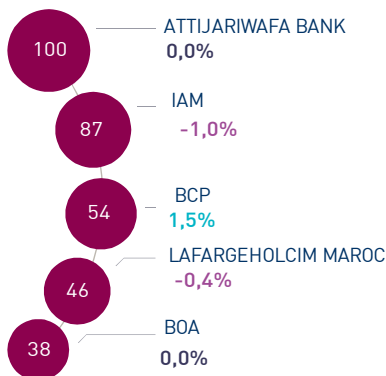
At the end of this trading session, the MASI index recorded a slight increase of +0.10% at 12,263 points. In this context, the annual performance stood at 14.39%.

Addoha and Stokvis topped the highest increases recording a gain of +8.2%, and +6.9% respectively. In the opposite, Auto Hall dropped by -3.4%, i.e. the strongest decline of this trading session.

### MOST ACTIVE (MAD Mn)



### LARGEST CAP (MAD Bn)



Volume traded on the central market reached MAD 234 Mn.

This was mainly driven by Addoha which monopolized almost 37% of the total flow.

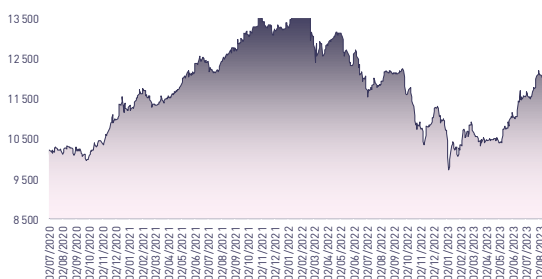
### Attijari Global Research

Mahat Zerhouni  
+212 529 03 68 16  
m.zerhouni@attijari.ma

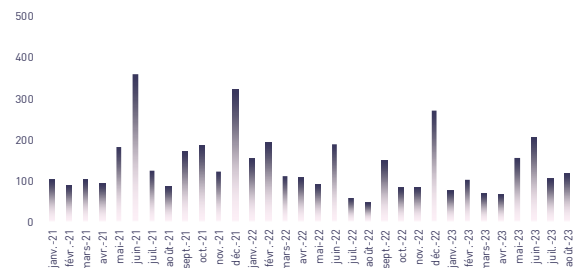
### Attijari Intermédiation

Anis Hares  
+212 529 03 68 34  
Alae Yahya  
+212 529 03 68 15  
Sofia Mohcine  
+212 529 03 68 21

## MASI INDEX EVOLUTION (pts)



## ADV- MONTHLY BASIS VOLUME (MAD Mn)



## KEY ECONOMIC RELEASES/EVENTS OVER THE WEEK

### | Oct. 19<sup>th</sup> | 2023

the agricultural sector is expected to grow by 3% for the 2022-2023 crop,

### | Oct. 18<sup>th</sup> | 2023

At the end of Sept 2023, Treasury ordinary revenue increased by 0.9% to MAD 233.5 Bn. Meanwhile expenses reached 265.9 Bn, up 9.6%.

### | Oct. 18<sup>th</sup> | 2023

Olive production during the 2022-2023 crop is estimated at 1.07 million tons, stable compared to last year and down 44% compared to that of 2021.

### | Oct. 17<sup>th</sup> | 2023

According to the National Fisheries Office, the fishing's revenue settled at MAD 7.9 Bn at the end of September 2023, up 5% compared to the same period of the previous year.



# CASABLANCA CLOSING

## EQUITY

### DAILY STOCK ON OCTOBER 19<sup>th</sup>, 2023

19/10/2023	Close	Day	YTD	Max 2023	Min 2023	Quantity	P/E 22R	P/B 22R	D/Y 22R
Addoha	16,40	8,18%	161,15%	17,27	5,50	5 321 072	N.S	0,8	0,0%
AFMA	1 240,0	-0,80%	-4,62%	1 341,0	1 200,0	29	20,9	27,1	4,4%
Afric Industries	310,00	0,36%	-8,55%	375,00	302,00	20	14,6	2,0	6,5%
Afriquia Gaz	4 300,0	0,02%	-7,53%	4 710,0	3 706,0	57	28,6	5,0	3,3%
Agma	6 749,00	0,00%	11,19%	6 800,00	5 650,00	0	23,8	10,3	3,9%
Akdital	514,9	-0,98%	86,56%	530,0	270,5	18 866	N.S	11,9	0,6%
Alliances	118,00	3,19%	126,92%	118,00	42,98	197 484	14,6	0,8	0,0%
Aluminium du Maroc	1 333,0	0,00%	-5,99%	1 400,0	1 211,0	32	N.S	2,3	5,3%
Aradei Capital	450,00	0,00%	11,11%	466,35	385,00	447	22,2	1,2	4,3%
AtlantaSanad	120,2	-1,48%	-3,84%	135,0	113,5	17 322	17,5	3,3	4,6%
Attijariwafa bank	470,00	0,00%	19,90%	474,00	355,05	36 036	16,7	1,8	3,3%
Auto Hall	67,0	-3,39%	3,08%	82,5	63,0	25 533	33,7	2,0	5,2%
Auto Nejma	2 082,00	5,95%	14,58%	2 082,00	1 650,00	1	11,4	1,9	6,0%
Balima	174,0	0,00%	5,45%	174,0	149,5	0	16,4	2,4	3,2%
BCP	265,00	1,53%	14,72%	270,00	194,60	24 784	19,6	1,4	3,4%
BoA	183,0	0,00%	6,40%	190,0	159,0	3 150	16,6	1,5	2,2%
BMCI	560,00	-0,88%	58,01%	590,00	305,00	50	32,5	1,0	3,2%
Cartier Saada	22,6	-0,22%	-14,91%	27,7	21,9	3 313	39,6	0,9	0,0%
CIH	399,00	1,99%	31,25%	402,00	282,00	445	18,2	2,2	3,5%
Cimar	1 665,0	-1,01%	30,08%	1 682,0	1 171,0	1 342	26,6	7,2	3,6%
CMT	1 750,00	2,04%	4,17%	2 005,00	1 459,00	646	12,5	4,3	3,4%
Colorado	46,9	1,65%	3,10%	47,5	40,0	753	21,4	2,4	4,3%
Cosumar	205,00	0,49%	7,89%	218,55	163,40	49 892	23,5	3,4	3,4%
Crédit du Maroc	735,0	0,00%	22,50%	780,0	502,0	0	19,8	1,3	3,7%
CTM	590,00	0,17%	-12,75%	676,20	581,50	150	20,4	2,5	4,2%
Dari Couspate	3 600,0	0,00%	-8,98%	3 955,0	3 283,0	0	N.S	3,2	2,4%
Delattre Levivier	40,00	0,00%	-6,76%	42,90	40,00	0	N.S	N.S	0,0%
Delta Holding	37,0	-1,33%	54,17%	37,9	20,3	5 154	19,5	1,4	3,8%
Diac Salaf	26,25	0,00%	0,00%	26,25	26,25	0	N.S	N.S	0,0%
Disty Technologies	195,2	-1,44%	-7,07%	209,9	176,1	282	N.S	1,8	5,1%
Disway	698,00	2,48%	4,18%	750,00	620,00	37	15,6	1,9	5,0%
Ennaki	30,9	-1,47%	-1,43%	35,5	29,0	716	6,5	1,4	6,0%
Eqdom	1 110,00	0,00%	30,59%	1 184,00	800,00	0	21,0	1,2	5,0%
Fenie Brossette	100,1	0,10%	-19,86%	129,0	97,0	10	7,0	1,1	0,0%
HPS	635,00	4,08%	-2,31%	667,50	540,00	873	40,2	7,4	0,9%
IAM	98,5	-1,01%	3,68%	114,5	75,6	111 056	14,9	5,2	2,2%
IB Maroc	22,00	0,00%	-28,96%	32,19	18,20	0	N.S	N.S	0,0%
Immoyente	96,4	1,08%	0,13%	99,4	94,0	527	N.S	1,2	5,7%
Involys	87,50	0,57%	-15,82%	103,95	87,00	501	N.S	0,4	0,0%
Jet Contractors	258,0	-1,86%	25,24%	278,0	186,6	10 293	31,5	0,8	0,0%
Label Vie	4 500,00	0,00%	-3,23%	4 855,00	4 010,00	57	17,4	4,6	1,9%
LafargeHolcim Maroc	1 965,0	-0,35%	45,56%	1 972,0	1 187,0	1 013	33,1	4,1	3,4%
Lesieur	272,00	-1,48%	18,26%	277,00	220,00	633	36,5	3,9	1,7%
M2M Group	684,7	0,00%	-13,22%	789,0	646,0	0	13,2	2,3	0,0%
Maghreb Oxygène	229,50	0,00%	-6,23%	280,00	184,40	0	12,2	0,6	1,7%
Maghrébaïl	967,0	0,00%	7,56%	967,0	855,0	0	11,3	1,3	5,2%
Managem	1 650,00	0,00%	-34,78%	2 770,00	1 650,00	306	10,2	2,3	1,8%
Maroc Leasing	378,0	0,00%	7,08%	385,0	337,0	0	15,2	1,0	3,7%
Marsa Maroc	275,00	-0,36%	27,31%	280,20	181,00	29 975	24,7	9,0	2,9%
Med Paper	22,0	0,00%	-19,27%	28,5	22,0	9 234	14,2	N.S	0,0%
Microdata	566,00	2,91%	4,47%	570,90	492,00	1 053	22,3	5,7	4,4%
Mutandis	259,0	1,57%	18,81%	259,0	190,0	83 166	24,1	2,4	3,3%
Oulmès	1 352,00	0,00%	-13,00%	1 590,00	1 300,00	0	44,0	4,0	1,2%
Promopharm	1 067,0	5,64%	-0,09%	1 110,0	933,0	7	14,2	2,3	3,7%
Rebab	83,81	0,00%	-26,16%	113,50	75,65	0	N.S	1,7	0,0%
RDS	24,3	5,70%	34,94%	24,3	10,0	289 039	N.S	0,2	0,0%
Risma	237,50	0,64%	108,33%	242,05	107,05	4 714	22,4	2,8	0,0%
S2M	180,0	0,00%	-11,31%	203,0	163,0	0	7,2	2,9	0,0%
SANLAM Maroc	1 150,00	0,00%	16,16%	1 230,00	841,00	0	N.S	0,9	3,0%
Salafin	512,0	0,00%	-10,18%	650,0	490,0	392	18,7	1,9	5,3%
Samir	127,80	0,00%	0,00%	127,80	127,80	0	N.S	N.S	0,0%
SBM	2 600,0	-1,96%	8,42%	2 900,0	2 045,0	77	18,5	4,3	5,6%
SMI	1 260,00	0,00%	-17,11%	1 519,00	1 175,00	276	N.S	1,8	0,0%
SNEP	496,4	-0,71%	-19,94%	630,0	433,9	110	13,7	1,3	3,2%
Sonasid	730,00	-3,11%	40,38%	753,40	468,10	7 743	33,1	1,6	4,1%
Sothema	1 030,0	0,00%	-21,97%	1 450,0	989,9	160	27,8	5,4	2,4%
SRM	138,40	0,00%	-7,73%	155,65	124,00	0	16,5	0,3	0,0%
Stokvis	11,4	6,95%	-27,50%	15,8	10,7	3 125	N.S	N.S	0,0%
Stroc Industrie	33,79	-0,47%	-14,93%	41,33	30,60	3	N.S	N.S	0,0%
TAQA Morocco	1 087,0	0,00%	-1,00%	1 150,0	882,0	4 040	19,7	4,1	3,2%
TGCC	175,00	-0,57%	40,00%	176,90	110,00	29 250	22,6	4,2	3,4%
Timar	538,0	0,00%	198,89%	560,0	175,0	0	13,0	1,1	0,0%
Total Maroc	1 105,00	-0,36%	-14,87%	1 350,00	1 090,00	351	20,3	3,3	5,1%
UNIMER	157,8	0,00%	-3,93%	160,0	140,6	0	39,2	1,5	0,6%
Wafa Assurance	4 250,00	0,00%	13,03%	4 250,00	3 001,00	0	19,2	1,6	3,1%
Zellidja	89,0	1,30%	22,34%	89,0	75,6	50	6,6	0,9	0,0%
MASI	12 262,7	0,10%	14,39%	12 294,4	9 718,0	-	19,7	3,5	3,0%

Multiples reflect 2022 realized results reported to the current stock market capitalization



Attijari  
Global Research



# CASABLANCA CLOSING

## EQUITY

### FY 2022 FINANCIAL FIGURES

	Turnover			EBIT			Net Income (Group Share)		
	2022	2021	Change	2022	2021	Change	2022	2021	Change
MAD Mn									
Maroc Telecom	35 731	35 790	-0,2%	11 468	11 586	-1,0%	5 820	6 014	-3,2%
Cosumar	10 433	9 113	14,5%	1 294	1 408	-8,1%	826	763	8,2%
SBM	2 910	2 697	7,9%	647	542	19,3%	399	335	19,1%
Lesieur Cristal	6 897	4 863	41,8%	463	309	49,8%	206	140	47,1%
Mutandis	2 329	1 685	38,2%	175	133	31,7%	100	60	66,0%
Dari Couspate	782	698	12,0%	12	67	-82,1%	20	42	-52,8%
Oulmès	2 196	1 734	26,6%	117	121	-3,8%	61	41	49,1%
Unimer	1 368	1 026	33,3%	74	-7	MAD +80 Mn	46	-94	MAD +140 Mn
Attijariwafa bank	26 313	24 380	7,9%	11 399	9 484	20,2%	6 065	5 144	17,9%
BOA	15 624	14 607	7,0%	4 697	3 726	26,1%	2 305	2 007	14,8%
BCP	20 609	20 087	2,6%	5 582	4 526	23,3%	2 750	1 765	55,8%
Crédit du Maroc	2 569	2 460	4,4%	759	1 061	-28,5%	404	627	-35,6%
CIH Bank	3 518	3 107	13,2%	1 067	932	14,4%	669	603	11,0%
BMCI	3 054	3 044	0,3%	420	338	24,2%	229	194	17,8%
SANLAM Maroc	5 955	5 621	5,9%	-205	994	MAD -1199 Mn	-70	607	MAD -677 Mn
Wafa Assurance	11 639	9 785	18,9%	1 092	485	125,3%	776	424	83,0%
AtlantaSanad	5 465	5 478	-0,2%	731	659	10,9%	414	417	-0,7%
AFMA	244	222	9,8%	100	93	6,8%	59	58	2,5%
AGMA	152	141	7,5%	83	79	5,0%	57	52	9,4%
TGCC	5 178	3 626	42,8%	399	364	9,6%	245	236	3,9%
Delta Holding	2 792	2 538	10,0%	312	261	19,6%	166	172	-3,4%
SNEP	1 107	1 083	2,3%	173	213	-18,7%	87	126	-31,1%
Sonasid	4 888	4 494	8,8%	163	167	-2,4%	86	108	-20,3%
Colorado	610	574	6,2%	60	55	8,4%	35	33	6,6%
Aluminium du Maroc	1 419	1 172	21,0%	123	128	-3,8%	5	18	-75,3%
Jet Contractors	1 800	1 680	7,1%	129	106	21,6%	25	11	129,7%
LafargeHolcim Maroc	7 985	8 195	-2,6%	2 696	3 496	-22,9%	1 392	2 010	-30,8%
Ciments du Maroc	4 068	4 146	-1,9%	1 327	1 620	-18,1%	905	1 197	-24,4%
Alliances	1 604	1 414	13,4%	321	260	23,6%	178	119	49,5%
RDS	543	776	-30,0%	-26	49	MAD -75 Mn	-61	-17	MAD -44 Mn
Addoha	1 378	1 197	15,1%	127	-144	MAD +270 Mn	38	-88	MAD +126 Mn
Taqi Morocco	13 604	7 812	74,1%	2 913	2 431	19,8%	1 303	1 005	29,6%
TotalEnergies Marketing Maroc	19 719	12 870	53,2%	730	1 311	-44,3%	488	935	-47,8%
Afriquia Gaz	9 510	7 132	33,3%	882	681	29,4%	517	504	2,6%
Label Vie	13 947	11 758	18,6%	752	631	19,2%	748	407	83,8%
Auto Hall	4 831	5 084	-5,0%	259	460	-43,7%	100	264	-62,1%
Auto Nejma	2 101	2 319	-9,4%	287	225	27,5%	187	146	28,5%
Marsa Maroc	3 949	3 592	9,9%	1 363	1 129	20,7%	817	666	22,6%
Managem	9 645	7 423	29,9%	1 993	1 317	51,3%	1 615	862	87,4%
CMT	592	462	28,1%	296	190	55,7%	236	152	54,7%
SMI	798	689	15,8%	33	-68	MAD +101 Mn	35	-67	MAD +102 Mn
Disway	1 950	1 824	6,9%	122	169	-27,5%	85	108	-21,3%
Disty Technologies	497	456	8,9%	26	32	-18,0%	4	18	-77,4%
HPS	981	797	23,1%	163	144	13,2%	117	99	18,4%
Microdata	695	564	23,3%	104	77	35,7%	43	46	-6,5%
S2M	280	263	6,2%	22	59	-62,0%	20	3	MAD +18 Mn
Involys	40	36	9,9%	5	3	54,2%	-0,1	0,005	MAD 0 Mn
M2M Group	62	54	14,8%	-45	-29	MAD -17 Mn	34	-20	MAD +53 Mn
Maghrebail	441	363	21,4%	211	173	21,8%	119	99	20,1%
Maroc Leasing	334	371	-9,9%	154	149	2,9%	69	91	-24,1%
Salafin	399	389	2,6%	147	137	7,3%	86	85	1,2%
Eqdom	590	581	1,6%	174	111	57,4%	88	33	165,3%
Aradei Capital	486	421	15,4%	438	488	-10,2%	227	344	-34,0%
Akdital	1 035	770	34,4%	177	120	47,7%	88	48	82,3%
Sothema	2 302	2 056	12,0%	442	421	5,0%	267	279	-4,4%
Ennaki Automobiles	1 931	1 827	5,7%	216	147	46,2%	144	109	32,4%
Promopharm	705	630	11,8%	134	105	27,8%	75	69	9,1%
CTM	605	530	14,2%	6	25	-77,2%	35	35	0,7%
Maghreb Oxygène	291	274	6,2%	17	23	-26,2%	15	18	-15,1%
Timar	665	543	22,4%	30	28	6,0%	12	12	1,5%
Balima	49	47	3,9%	9	12	-20,5%	18	10	87,0%
Med Paper	135	79	70,6%	14	-3	MAD +16 Mn	7	9	-21,7%
Afric Industries	40	47	-14,9%	9	13	-30,6%	6	5	17,4%
Immorente Invest	67	70	-4,3%	19	23	-17,8%	8	4	121,0%
Fenie Brossette	569	532	7,0%	19	6	MAD +13 Mn	21	4	MAD +17 Mn
SRM	360	287	25,4%	6	5	28,7%	3	-1	MAD +4 Mn
Zellidja	569	536	6,2%	15	-22	MAD +37 Mn	8	-2	MAD +10 Mn
Rebab Company	0,03	0,05	-33,3%	-0,37	-0,37	MAD +0 Mn	-0,22	-4,12	MAD +4 Mn
Stroc Industrie	77	58	34,3%	1	-5	MAD +6 Mn	-15	-11	MAD -4 Mn
IB Maroc.com	NC	NC	-	NC	NC	-	NC	NC	-
Stokvis Nord Afrique	222	348	-36,2%	-46	6	MAD -51 Mn	-184	-29	MAD -154 Mn
Risma	1 037	525	97,5%	204	-84	MAD +288 Mn	152	-172	MAD +324 Mn
DLM	NC	NC	-	NC	NC	-	NC	NC	-







# CASABLANCA CLOSING

## EQUITY

### 2022 DIVIDENDS

Stock	DPS 2022	DPS 2021	Change	GM Date	Ex-Dividend Date	Date of payment
Addoha	-	-	-	27/06/2023		
AFMA	55	54	1,9%	15/06/2023	28/08/2023	06/09/2023
Afric Industries	20	22	-9,1%	20/06/2023	21/07/2023	31/07/2023
Afriquia Gaz	140	140	0,0%	08/05/2023	22/05/2023	31/05/2023
Agma	255	250	2,0%	24/05/2023	13/07/2023	27/07/2023
Akdital	3,25	2,00	62,5%	08/06/2023	28/07/2023	08/08/2023
Alliances	-	-	-	26/06/2023		
Aluminium du Maroc	70	110	-36,4%	22/06/2023	13/07/2023	25/07/2023
Aradei Capital	5,42	1,05		09/05/2023	01/06/2023	12/06/2023
	13,78 [Extraordinary DPS]	17,17 [Extraordinary DPS]	5,4%			
AtlantaSanad	5,5	5,2	5,8%	25/05/2023	12/06/2023	21/06/2023
Attijariwafa bank	15,5	15,0	3,3%	24/05/2023	03/07/2023	12/07/2023
Auto Hall	3,5	3,5	0,0%	31/05/2023	20/06/2023	03/07/2023
Auto Nejma	110	86	45,3%	07/04/2023	18/04/2023	28/04/2023
	15 [Extraordinary DPS]					
Balima	5,5	5	10,0%	20/06/2023	13/07/2023	27/07/2023
BCP	9,0	8,5	5,9%	27/06/2023	13/07/2023	26/07/2023
BOA	4	4	0,0%	20/06/2023	06/07/2023	17/07/2023
BMCI	18	10	80,0%	26/06/2023	13/07/2023	27/07/2023
Cartier Saada	-	-	-	06/09/2023		
Crédit du Maroc	27	26	4,2%	20/06/2023	13/07/2023	27/07/2023
CIH Bank	14,0	14	0,0%	15/06/2023	04/07/2023	13/07/2023
Cimar	60	95	-36,8%	30/05/2023	06/07/2023	17/07/2023
CMT	60	88	-31,8%	27/06/2023	23/08/2023	01/09/2023
Colorado	2	2	-1,5%	22/05/2023	09/06/2023	20/06/2023
Cosumar	7,0	6	16,7%	08/06/2023	06/07/2023	17/07/2023
CTM	25	22	13,6%	26/06/2023	14/09/2023	25/09/2023
Dari Couspate	85,0	95	-10,5%	23/06/2023	21/07/2023	31/07/2023
Delta Holding	1,4	1,3	7,7%	16/05/2023	11/07/2023	21/07/2023
Disty Technologies	10	15	-33,3%	15/06/2023	28/07/2023	08/08/2023
Disway	35	40	-53,3%	30/05/2023	22/06/2023	05/07/2023
		30 [Extraordinary DPS]				
Delattre Levivier Maroc	-	-	-			
Ennaki Automobiles	1,9	1,9	2,2%	25/04/2023	21/06/2023	04/07/2023
Eqdom	55,0	40	37,5%	30/05/2023	20/06/2023	03/07/2023
Fenie Brossette	-	-	-	22/06/2023		
HPS	60,0	55	9,1%	22/06/2023	05/07/2023	14/07/2023
IB Maroc	-	-	-			
Immorente	1,0	5,5	0,0%	07/04/2023	18/04/2023	28/04/2023
	2,0				15/06/2023	26/06/2023
	1,0				18/09/2023	26/09/2023
	1,0					21/12/2023
Involys	0,0	5,0	-	15/06/2023		
Jet Contractors	-	-	-	19/03/2023		
Label Vie	86,38	70,4		15/06/2023	03/07/2023	12/07/2023
		69,1 [Extraordinary DPS]	-38,1%			
LafargeHolcim Maroc	66	66	0,0%	27/06/2023	13/07/2023	27/07/2023
Lesieur	4,5	3,5	28,6%	10/05/2023	06/07/2023	14/07/2023
M2M Group	-	-	-	21/06/2023		
Maghreb Oxygène	4,0	4,0	0,0%	18/04/2023	02/05/2023	11/05/2023
Maghrébail	50	50	0,0%	09/05/2023	04/07/2023	13/07/2023
Managem	30	20	50,0%	31/05/2023	06/07/2023	14/07/2023
Maroc Leasing	14	14	0,0%	26/06/2023	15/09/2023	26/09/2023
IAM	2,19	4,78	-54,2%	31/03/2023	06/09/2023	15/09/2023
Marsa Maroc	8,0	7,2	11,1%	20/06/2023	13/07/2023	26/07/2023
Med Paper	-	-	-	26/06/2023		
Microdata	25	27	-7,4%	21/06/2023	12/07/2023	24/07/2023
Mutandis	8,5	8,5	0,0%	03/04/2023	20/06/2023	03/07/2023
TGCC	6,0	5,5	9,1%	20/06/2023	25/07/2023	03/08/2023
Outmès	16,5	12,0	37,5%	18/05/2023	19/06/2023	28/06/2023
Promopharm	40	40	0,0%	21/06/2023	11/09/2023	20/09/2023
RDS	-	-	-	27/06/2023		
Rebab Company	-	-	-	26/06/2023		
Risma	-	-	-	13/06/2023		
S2M	-	-	-	22/06/2023		
SANLAM Maroc	36	35	2,9%	10/05/2023	22/08/2023	31/08/2023
Salafin	13,50	26,55	-48,1%	09/05/2023	22/05/2023	31/05/2023
	13,50 [Extraordinary DPS]	25,45 [Extraordinary DPS]				
SBM	145,5	113,0	28,8%	09/05/2023	06/06/2023	15/06/2023
SMI	-	-	-	31/05/2023		
SNEP	16	20	-20,0%	27/06/2023	14/09/2023	25/09/2023
Sonasis	30	38	-21,1%	22/06/2023	21/07/2023	31/07/2023
Sothema	25	25	0,0%	25/05/2023	03/07/2023	11/07/2023
SRM	-	-	-	20/06/2023		
Stokvis	-	-	-	15/06/2023		
Stroc Industrie	-	-	-	19/05/2023		
Taga Morocco	35	35	0,0%	23/05/2023	13/09/2023	22/09/2023
Timar	0	8	-	22/06/2023		
TotalEnergies Marketing Maroc	56	56	-	01/06/2023	19/06/2023	27/06/2023
Unimer	1	-	-	22/06/2023	13/09/2022	22/09/2023
Wafa Assurance	130	120	8,3%	10/05/2023	08/06/2023	19/06/2023
Zellidja	-	-	-	26/06/2023		

#### Attijari Global Research

Mahat Zerhouni  
+212 529 03 68 16  
m.zerhouni@attijari.ma

#### Attijari Intermédiation

Anis Hares  
+212 529 03 68 34  
Alae Yahya  
+212 529 03 68 15  
Sofia Mohcine  
+212 522 49 59 52



Attijari  
Global Research