

# CASABLANCA CLOSING EQUITY

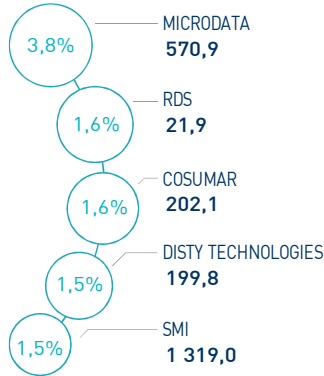
12 OCTOBER 2023

## MARKET INSIGHT

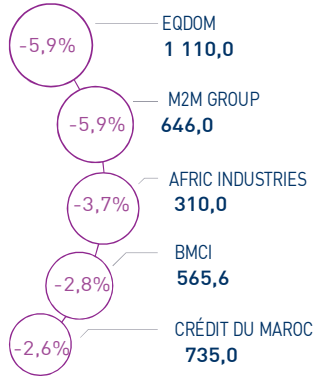
<b>  MASI  </b> 12 269 pts	<b>  MSI20  </b> 997 pts	<b>  CAPI  </b> 631 MAD Bn	<b>  VOLUME  </b> 90 MAD Mn
↘ Daily -0,08%	↘ Daily -0,03%	↗ High 632	MC 90
↗ YTD 14,45%	↗ YTD 16,30%	↘ Low 439	MB -

## THE DAY IN REVIEW

### TOP PERFORMERS



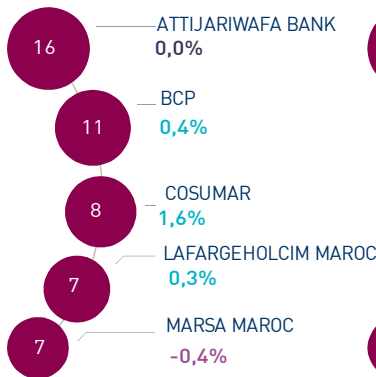
### BOTTOM PERFORMERS



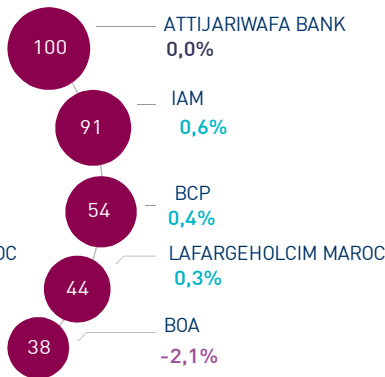
At the end of this session, the MASI index recorded a slight decrease of -0.08% at 12,269 points. In this context, the annual performance stood at 14.45%.

Microdata topped the highest increases recording a gain of +3.8%. In the opposite, Eqdom dropped by -5.9%, i.e. the strongest decline of this trading session.

### MOST ACTIVE (MAD Mn)



### LARGEST CAP (MAD Bn)



Volume traded on the central market reached MAD 90 Mn.

This was mainly driven by Attijariwafa bank and BCP which monopolized almost 30% of the total flow.

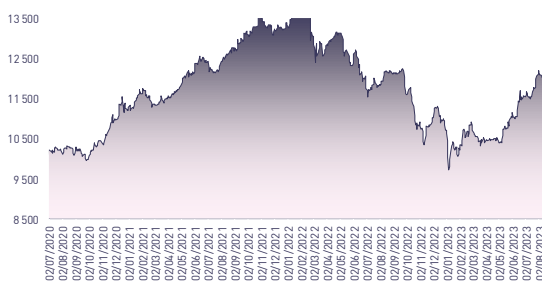
### Attijari Global Research

Mahat Zerhouni  
+212 529 03 68 16  
m.zerhouni@attijari.ma

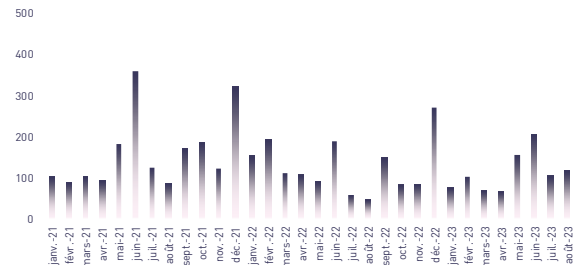
### Attijari Intermédiation

Anis Hares  
+212 529 03 68 34  
Alae Yahya  
+212 529 03 68 15  
Sofia Mohcine  
+212 529 03 68 21

## MASI INDEX EVOLUTION (pts)



## ADV- MONTHLY BASIS VOLUME (MAD Mn)



## KEY ECONOMIC RELEASES/EVENTS OVER THE WEEK

### | Oct. 12<sup>th</sup> | 2023

MAMDA, MCMA, MAC and RCAR will acquire a part of Wilmar group's stake in Cosumar, i.e. 14.35%.

### | Oct. 11<sup>th</sup> | 2023

According to HCP, the national economy would have grown by 2.4% in Q3 2023. In Q4 2023, HCP forecasts a growth rate of 2.6%.

### | Oct. 9<sup>th</sup> | 2023

AMMC revises the maximum variation thresholds of financial securities.

### | Oct. 6<sup>th</sup> | 2023

According to the Tourism Observatory, tourist arrivals amounted to 10,158,179 at the end of August 2023, up 49% compared to the end of August 2022.



Attijari  
Global Research



# CASABLANCA CLOSING

## EQUITY



### DAILY STOCK ON OCTOBER 12<sup>th</sup>, 2023

12/10/2023	Close	Day	YTD	Max 2023	Min 2023	Quantity	P/E 22R	P/B 22R	D/Y 22R
Addoha	14,72	-1,87%	134,39%	17,27	5,50	425 192	N.S	0,7	0,0%
AFMA	1 264,0	0,00%	-2,77%	1 341,0	1 200,0	1	21,3	27,6	4,4%
Afric Industries	309,95	-3,74%	-8,57%	375,00	307,00	2 671	14,6	2,0	6,5%
Afriquia Gaz	4 250,0	-0,70%	-8,60%	4 710,0	3 706,0	16	28,3	4,9	3,3%
Agma	6 749,00	0,00%	11,19%	6 800,00	5 650,00	0	23,8	10,3	3,9%
Akdital	510,0	0,99%	84,78%	510,0	270,5	12 809	N.S	11,8	0,6%
Alliances	110,50	0,82%	112,50%	117,50	42,98	11 253	13,7	0,8	0,0%
Aluminium du Maroc	1 321,0	1,15%	-6,84%	1 400,0	1 211,0	7	N.S	2,3	5,3%
Aradei Capital	455,00	-1,09%	12,35%	466,35	385,00	967	22,5	1,2	4,2%
AtlantaSanad	122,0	0,83%	-2,40%	135,0	113,5	48	17,8	3,3	4,5%
Attijariwafa bank	470,00	0,00%	19,90%	474,00	355,05	34 630	16,7	1,8	3,3%
Auto Hall	69,6	-0,34%	7,08%	82,5	63,0	223	35,0	2,1	5,0%
Auto Nejma	1 854,00	0,00%	2,04%	1 854,00	1 650,00	0	10,1	1,7	6,7%
Balima	174,0	0,00%	5,45%	174,0	149,5	0	16,4	2,4	3,2%
BCP	264,95	0,36%	14,70%	270,00	194,60	40 125	19,6	1,4	3,4%
BoA	185,0	-2,12%	7,56%	190,0	159,0	9 969	16,8	1,5	2,2%
BMCI	565,60	-2,82%	59,59%	590,00	305,00	201	32,9	1,0	3,2%
Cartier Saada	22,5	-1,58%	-15,13%	27,7	22,0	1 135	39,5	0,8	0,0%
CIH	390,00	-1,99%	28,29%	402,00	282,00	3 419	17,8	2,1	3,6%
Cimar	1 639,0	0,24%	28,05%	1 639,0	1 171,0	2 450	26,1	7,1	3,7%
CMT	1 848,00	-0,11%	10,00%	2 005,00	1 459,00	538	13,2	4,5	3,2%
Colorado	47,5	1,04%	4,37%	47,5	40,0	59	21,7	2,4	4,2%
Cosumar	202,10	1,56%	6,37%	218,55	163,40	39 755	23,1	3,4	3,5%
Crédit du Maroc	735,0	-2,65%	22,50%	780,0	502,0	1 500	19,8	1,3	3,7%
CTM	611,00	0,00%	-9,64%	676,20	581,50	0	21,1	2,5	4,1%
Dari Couspate	3 600,0	0,00%	-8,98%	3 955,0	3 283,0	0	N.S	3,2	2,4%
Delattre Levivier	40,00	0,00%	-6,76%	42,90	40,00	0	N.S	N.S	0,0%
Delta Holding	37,8	0,13%	57,29%	37,9	20,3	58	19,9	1,5	3,7%
Diac Salaf	26,25	0,00%	0,00%	26,25	26,25	0	N.S	N.S	0,0%
Disty Technologies	199,8	1,50%	-4,86%	209,9	176,1	342	N.S	1,8	5,0%
Disway	703,50	0,00%	5,00%	750,00	620,00	0	15,7	2,0	5,0%
Ennakl	31,5	-1,41%	0,38%	35,5	29,0	330	6,6	1,4	5,9%
Eqdom	1 110,00	-5,93%	30,59%	1 184,00	800,00	462	21,0	1,2	5,0%
Fenie Brossette	104,9	0,53%	-16,01%	129,0	97,0	50	7,4	1,2	0,0%
HPS	640,00	-1,39%	-1,54%	667,50	540,00	1 204	40,5	7,5	0,9%
IAM	103,3	0,63%	8,68%	114,5	75,6	37 752	15,6	5,5	2,1%
IB Maroc	23,70	0,00%	-23,47%	32,19	18,20	0	N.S	N.S	0,0%
Immorente	97,4	-0,11%	1,13%	99,4	94,0	5 546	N.S	1,2	5,6%
Involys	88,00	-1,12%	-15,34%	103,95	88,00	456	N.S	0,4	0,0%
Jet Contractors	263,5	-2,10%	27,91%	278,0	186,6	910	32,1	0,8	0,0%
Label Vie	4 570,00	0,00%	-1,72%	4 855,00	4 010,00	319	17,7	4,6	1,9%
LafargeHolcim Maroc	1 860,0	0,27%	37,78%	1 864,0	1 187,0	3 655	31,3	3,9	3,5%
Lesieur	273,50	0,00%	18,91%	277,00	220,00	0	36,7	4,0	1,6%
M2M Group	646,0	-5,87%	-18,12%	789,0	646,0	166	12,4	2,1	0,0%
Maghreb Oxygène	228,00	-0,87%	-6,84%	280,00	184,40	1	12,1	0,6	1,8%
Maghrébaïl	967,0	0,00%	7,56%	967,0	855,0	0	11,3	1,3	5,2%
Managem	1 760,00	-0,85%	-30,43%	2 770,00	1 650,00	87	10,9	2,4	1,7%
Maroc Leasing	378,0	0,00%	7,08%	385,0	337,0	0	15,2	1,0	3,7%
Marsa Maroc	276,00	-0,36%	27,78%	280,20	181,00	24 413	24,8	9,0	2,9%
Med Paper	22,5	-0,75%	-17,47%	28,5	22,0	17 741	14,5	N.S	0,0%
Microdata	570,90	3,80%	5,37%	570,90	492,00	10	22,5	5,7	4,4%
Mutandis	244,5	1,24%	12,16%	249,0	190,0	715	22,7	2,3	3,5%
Oulmès	1 352,00	0,00%	-13,00%	1 590,00	1 300,00	0	44,0	4,0	1,2%
Promopharm	1 010,0	0,00%	-5,43%	1 110,0	933,0	4	13,4	2,2	4,0%
Rebab	83,81	0,00%	-26,16%	113,50	75,65	0	N.S	1,7	0,0%
RDS	21,9	1,63%	21,39%	24,0	10,0	34 374	N.S	0,1	0,0%
Risma	235,00	1,29%	106,14%	235,00	107,05	19 280	22,1	2,8	0,0%
S2M	176,0	0,00%	-13,30%	203,0	163,0	0	7,0	2,8	0,0%
SANLAM Maroc	1 150,00	0,00%	16,16%	1 230,00	841,00	0	N.S	0,9	3,0%
Salafin	579,9	0,00%	1,74%	650,0	490,0	0	21,1	2,1	4,7%
Samir	127,80	0,00%	0,00%	127,80	127,80	0	N.S	N.S	0,0%
SBM	2 750,0	0,00%	14,68%	2 900,0	2 045,0	1	19,5	4,5	5,3%
SMI	1 319,00	1,46%	-13,22%	1 519,00	1 175,00	83	N.S	1,9	0,0%
SNEP	480,0	-1,23%	-22,58%	630,0	433,9	426	13,2	1,3	3,3%
Sonasid	664,00	0,02%	27,69%	664,00	468,10	1 368	30,1	1,4	4,5%
Sothema	1 122,0	0,09%	-15,00%	1 450,0	989,9	50	30,3	5,8	2,2%
SRM	138,40	0,00%	-7,73%	155,65	124,00	3	16,5	0,3	0,0%
Stokvis	11,5	-0,17%	-26,67%	15,8	10,7	67	N.S	N.S	0,0%
Stroc Industrie	32,94	0,00%	-17,07%	41,33	30,60	17	N.S	N.S	0,0%
TAQA Morocco	1 098,0	0,73%	0,00%	1 150,0	882,0	32	19,9	4,2	3,2%
TGCC	172,90	0,20%	38,32%	172,90	110,00	11 628	22,3	4,2	3,5%
Timar	538,0	0,00%	198,89%	560,0	175,0	0	13,0	1,1	0,0%
Total Maroc	1 120,00	0,00%	-13,71%	1 350,00	1 090,00	0	20,6	3,3	5,0%
UNIMER	157,5	0,00%	-4,11%	160,0	140,6	0	39,2	1,5	0,6%
Wafa Assurance	4 250,00	0,00%	13,03%	4 250,00	3 001,00	0	19,2	1,6	3,1%
Zellidja	87,9	0,00%	20,77%	88,0	75,6	0	6,5	0,9	0,0%
MASI	12 269,2	-0,08%	14,45%	12 294,4	9 718,0	-	19,7	3,5	2,9%

Multiples reflect 2022 realized results reported to the current stock market capitalization



Attijari  
Global Research



# CASABLANCA CLOSING

## EQUITY

### FY 2022 FINANCIAL FIGURES

	Turnover			EBIT			Net Income (Group Share)			
	MAD Mn	2022	2021	Change	2022	2021	Change	2022	2021	Change
Maroc Telecom		35 731	35 790	-0,2%	11 468	11 586	-1,0%	5 820	6 014	-3,2%
Cosumar		10 433	9 113	14,5%	1 294	1 408	-8,1%	826	763	8,2%
SBM		2 910	2 697	7,9%	647	542	19,3%	399	335	19,1%
Lesieur Cristal		6 897	4 863	41,8%	463	309	49,8%	206	140	47,1%
Mutandis		2 329	1 685	38,2%	175	133	31,7%	100	60	66,0%
Dari Couspate		782	698	12,0%	12	67	-82,1%	20	42	-52,8%
Oulmès		2 196	1 734	26,6%	117	121	-3,8%	61	41	49,1%
Unimer		1 368	1 026	33,3%	74	-7	MAD +80 Mn	46	-94	MAD +140 Mn
Attijariwafa bank		26 313	24 380	7,9%	11 399	9 484	20,2%	6 065	5 144	17,9%
BOA		15 624	14 607	7,0%	4 697	3 726	26,1%	2 305	2 007	14,8%
BCP		20 609	20 087	2,6%	5 582	4 526	23,3%	2 750	1 765	55,8%
Crédit du Maroc		2 569	2 460	4,4%	759	1 061	-28,5%	404	627	-35,6%
CIH Bank		3 518	3 107	13,2%	1 067	932	14,4%	669	603	11,0%
BMCI		3 054	3 044	0,3%	420	338	24,2%	229	194	17,8%
SANLAM Maroc		5 955	5 621	5,9%	-205	994	MAD -1199 Mn	-70	607	MAD -677 Mn
Wafa Assurance		11 639	9 785	18,9%	1 092	485	125,3%	776	424	83,0%
AtlantaSanad		5 465	5 478	-0,2%	731	659	10,9%	414	417	-0,7%
AFMA		244	222	9,8%	100	93	6,8%	59	58	2,5%
AGMA		152	141	7,5%	83	79	5,0%	57	52	9,4%
TGCC		5 178	3 626	42,8%	399	364	9,6%	245	236	3,9%
Delta Holding		2 792	2 538	10,0%	312	261	19,6%	166	172	-3,4%
SNEP		1 107	1 083	2,3%	173	213	-18,7%	87	126	-31,1%
Sonasid		4 888	4 494	8,8%	163	167	-2,4%	86	108	-20,3%
Colorado		610	574	6,2%	60	55	8,4%	35	33	6,6%
Aluminium du Maroc		1 419	1 172	21,0%	123	128	-3,8%	5	18	-75,3%
Jet Contractors		1 800	1 680	7,1%	129	106	21,6%	25	11	129,7%
LafargeHolcim Maroc		7 985	8 195	-2,6%	2 696	3 496	-22,9%	1 392	2 010	-30,8%
Ciments du Maroc		4 068	4 146	-1,9%	1 327	1 620	-18,1%	905	1 197	-24,4%
Alliances		1 604	1 414	13,4%	321	260	23,6%	178	119	49,5%
RDS		543	776	-30,0%	-26	49	MAD -75 Mn	-61	-17	MAD -44 Mn
Addoha		1 378	1 197	15,1%	127	-144	MAD +270 Mn	38	-88	MAD +126 Mn
Taqi Morocco		13 604	7 812	74,1%	2 913	2 431	19,8%	1 303	1 005	29,6%
TotalEnergies Marketing Maroc		19 719	12 870	53,2%	730	1 311	-44,3%	488	935	-47,8%
Afriquia Gaz		9 510	7 132	33,3%	882	681	29,4%	517	504	2,6%
Label Vie		13 947	11 758	18,6%	752	631	19,2%	748	407	83,8%
Auto Hall		4 831	5 084	-5,0%	259	460	-43,7%	100	264	-62,1%
Auto Nejma		2 101	2 319	-9,4%	287	225	27,5%	187	146	28,5%
Marsa Maroc		3 949	3 592	9,9%	1 363	1 129	20,7%	817	666	22,6%
Managem		9 645	7 423	29,9%	1 993	1 317	51,3%	1 615	862	87,4%
CMT		592	462	28,1%	296	190	55,7%	236	152	54,7%
SMI		798	689	15,8%	33	-68	MAD +101 Mn	35	-67	MAD +102 Mn
Disway		1 950	1 824	6,9%	122	169	-27,5%	85	108	-21,3%
Disty Technologies		497	456	8,9%	26	32	-18,0%	4	18	-77,4%
HPS		981	797	23,1%	163	144	13,2%	117	99	18,4%
Microdata		695	564	23,3%	104	77	35,7%	43	46	-6,5%
S2M		280	263	6,2%	22	59	-62,0%	20	3	MAD +18 Mn
Involys		40	36	9,9%	5	3	54,2%	-0,1	0,005	MAD 0 Mn
M2M Group		62	54	14,8%	-45	-29	MAD -17 Mn	34	-20	MAD +53 Mn
Maghrebail		441	363	21,4%	211	173	21,8%	119	99	20,1%
Maroc Leasing		334	371	-9,9%	154	149	2,9%	69	91	-24,1%
Salafin		399	389	2,6%	147	137	7,3%	86	85	1,2%
Eqdom		590	581	1,6%	174	111	57,4%	88	33	165,3%
Aradei Capital		486	421	15,4%	438	488	-10,2%	227	344	-34,0%
Akdital		1 035	770	34,4%	177	120	47,7%	88	48	82,3%
Sothema		2 302	2 056	12,0%	442	421	5,0%	267	279	-4,4%
Ennaki Automobiles		1 931	1 827	5,7%	216	147	46,2%	144	109	32,4%
Promopharm		705	630	11,8%	134	105	27,8%	75	69	9,1%
CTM		605	530	14,2%	6	25	-77,2%	35	35	0,7%
Maghreb Oxygène		291	274	6,2%	17	23	-26,2%	15	18	-15,1%
Timar		665	543	22,4%	30	28	6,0%	12	12	1,5%
Balima		49	47	3,9%	9	12	-20,5%	18	10	87,0%
Med Paper		135	79	70,6%	14	-3	MAD +16 Mn	7	9	-21,7%
Afric Industries		40	47	-14,9%	9	13	-30,6%	6	5	17,4%
Immorente Invest		67	70	-4,3%	19	23	-17,8%	8	4	121,0%
Fenie Brossette		569	532	7,0%	19	6	MAD +13 Mn	21	4	MAD +17 Mn
SRM		360	287	25,4%	6	5	28,7%	3	-1	MAD +4 Mn
Zellidja		569	536	6,2%	15	-22	MAD +37 Mn	8	-2	MAD +10 Mn
Rebab Company		0,03	0,05	-33,3%	-0,37	-0,37	MAD +0 Mn	-0,22	-4,12	MAD +4 Mn
Stroc Industrie		77	58	34,3%	1	-5	MAD +6 Mn	-15	-11	MAD -4 Mn
IB Maroc.com		NC	NC	-	NC	NC	-	NC	NC	-
Stokvis Nord Afrique		222	348	-36,2%	-46	6	MAD -51 Mn	-184	-29	MAD -154 Mn
Risma		1 037	525	97,5%	204	-84	MAD +288 Mn	152	-172	MAD +324 Mn
DLM		NC	NC	-	NC	NC	-	NC	NC	-





# CASABLANCA CLOSING

## EQUITY

### 2022 DIVIDENDS

Stock	DPS 2022	DPS 2021	Change	GM Date	Ex-Dividend Date	Date of payment
Addoha	-	-	-	27/06/2023		
AFMA	55	54	1,9%	15/06/2023	28/08/2023	06/09/2023
Afric Industries	20	22	-9,1%	20/06/2023	21/07/2023	31/07/2023
Afriquia Gaz	140	140	0,0%	08/05/2023	22/05/2023	31/05/2023
Agma	255	250	2,0%	24/05/2023	13/07/2023	27/07/2023
Akdital	3,25	2,00	62,5%	08/06/2023	28/07/2023	08/08/2023
Alliances	-	-	-	26/06/2023		
Aluminium du Maroc	70	110	-36,4%	22/06/2023	13/07/2023	25/07/2023
Aradei Capital	5,42	1,05		09/05/2023	01/06/2023	12/06/2023
	13,78 [Extraordinary DPS]	17,17 [Extraordinary DPS]	5,4%			
AtlantaSanad	5,5	5,2	5,8%	25/05/2023	12/06/2023	21/06/2023
Attijariwafa bank	15,5	15,0	3,3%	24/05/2023	03/07/2023	12/07/2023
Auto Hall	3,5	3,5	0,0%	31/05/2023	20/06/2023	03/07/2023
Auto Nejma	110	86	45,3%	07/04/2023	18/04/2023	28/04/2023
	15 [Extraordinary DPS]					
Balima	5,5	5	10,0%	20/06/2023	13/07/2023	27/07/2023
BCP	9,0	8,5	5,9%	27/06/2023	13/07/2023	26/07/2023
BOA	4	4	0,0%	20/06/2023	06/07/2023	17/07/2023
BMCI	18	10	80,0%	26/06/2023	13/07/2023	27/07/2023
Cartier Saada	-	-	-	06/09/2023		
Crédit du Maroc	27	26	4,2%	20/06/2023	13/07/2023	27/07/2023
CIH Bank	14,0	14	0,0%	15/06/2023	04/07/2023	13/07/2023
Cimar	60	95	-36,8%	30/05/2023	06/07/2023	17/07/2023
CMT	60	88	-31,8%	27/06/2023	23/08/2023	01/09/2023
Colorado	2	2	-1,5%	22/05/2023	09/06/2023	20/06/2023
Cosumar	7,0	6	16,7%	08/06/2023	06/07/2023	17/07/2023
CTM	25	22	13,6%	26/06/2023	14/09/2023	25/09/2023
Dari Couspate	85,0	95	-10,5%	23/06/2023	21/07/2023	31/07/2023
Delta Holding	1,4	1,3	7,7%	16/05/2023	11/07/2023	21/07/2023
Disty Technologies	10	15	-33,3%	15/06/2023	28/07/2023	08/08/2023
Disway	35	40	-53,3%	30/05/2023	22/06/2023	05/07/2023
		30 [Extraordinary DPS]				
Delattre Levivier Maroc	-	-	-			
Ennaki Automobiles	1,9	1,9	2,2%	25/04/2023	21/06/2023	04/07/2023
Eqdom	55,0	40	37,5%	30/05/2023	20/06/2023	03/07/2023
Fenie Brossette	-	-	-	22/06/2023		
HPS	60,0	55	9,1%	22/06/2023	05/07/2023	14/07/2023
IB Maroc	-	-	-			
Immorente	1,0	5,5	0,0%	07/04/2023	18/04/2023	28/04/2023
	2,0				15/06/2023	26/06/2023
	1,0				18/09/2023	26/09/2023
	1,0					21/12/2023
Involys	0,0	5,0	-	15/06/2023		
Jet Contractors	-	-	-	19/03/2023		
Label Vie	86,38	70,4		15/06/2023	03/07/2023	12/07/2023
		69,1 [Extraordinary DPS]	-38,1%			
LafargeHolcim Maroc	66	66	0,0%	27/06/2023	13/07/2023	27/07/2023
Lesieur	4,5	3,5	28,6%	10/05/2023	06/07/2023	14/07/2023
M2M Group	-	-	-	21/06/2023		
Maghreb Oxygène	4,0	4,0	0,0%	18/04/2023	02/05/2023	11/05/2023
Maghrébail	50	50	0,0%	09/05/2023	04/07/2023	13/07/2023
Managem	30	20	50,0%	31/05/2023	06/07/2023	14/07/2023
Maroc Leasing	14	14	0,0%	26/06/2023	15/09/2023	26/09/2023
IAM	2,19	4,78	-54,2%	31/03/2023	06/09/2023	15/09/2023
Marsa Maroc	8,0	7,2	11,1%	20/06/2023	13/07/2023	26/07/2023
Med Paper	-	-	-	26/06/2023		
Microdata	25	27	-7,4%	21/06/2023	12/07/2023	24/07/2023
Mutandis	8,5	8,5	0,0%	03/04/2023	20/06/2023	03/07/2023
TGCC	6,0	5,5	9,1%	20/06/2023	25/07/2023	03/08/2023
Outmès	16,5	12,0	37,5%	18/05/2023	19/06/2023	28/06/2023
Promopharm	40	40	0,0%	21/06/2023	11/09/2023	20/09/2023
RDS	-	-	-	27/06/2023		
Rebab Company	-	-	-	26/06/2023		
Risma	-	-	-	13/06/2023		
S2M	-	-	-	22/06/2023		
SANLAM Maroc	36	35	2,9%	10/05/2023	22/08/2023	31/08/2023
Salafin	13,50	26,55	-48,1%	09/05/2023	22/05/2023	31/05/2023
	13,50 [Extraordinary DPS]	25,45 [Extraordinary DPS]				
SBM	145,5	113,0	28,8%	09/05/2023	06/06/2023	15/06/2023
SMI	-	-	-	31/05/2023		
SNEP	16	20	-20,0%	27/06/2023	14/09/2023	25/09/2023
Sonasis	30	38	-21,1%	22/06/2023	21/07/2023	31/07/2023
Sothema	25	25	0,0%	25/05/2023	03/07/2023	11/07/2023
SRM	-	-	-	20/06/2023		
Stokvis	-	-	-	15/06/2023		
Stroc Industrie	-	-	-	19/05/2023		
Taga Morocco	35	35	0,0%	23/05/2023	13/09/2023	22/09/2023
Timar	0	8	-	22/06/2023		
TotalEnergies Marketing Maroc	56	56	-	01/06/2023	19/06/2023	27/06/2023
Unimer	1	-	-	22/06/2023	13/09/2022	22/09/2023
Wafa Assurance	130	120	8,3%	10/05/2023	08/06/2023	19/06/2023
Zellidja	-	-	-	26/06/2023		

#### Attijari Global Research

Mahat Zerhouni  
+212 529 03 68 16  
m.zerhouni@attijari.ma

#### Attijari Intermédiation

Anis Hares  
+212 529 03 68 34  
Alae Yahya  
+212 529 03 68 15  
Sofia Mohcine  
+212 522 49 59 52



Attijari  
Global Research