

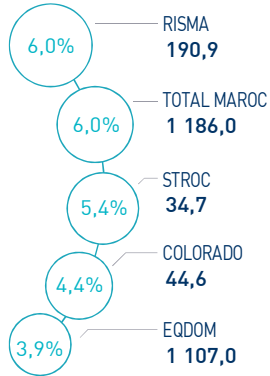
CASABLANCA CLOSING EQUITY

MARKET INSIGHT

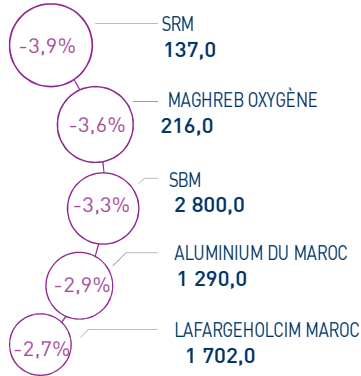
| | | | |
|----------------------------|---------------------------|----------------------------|-----------------------------|
| MASI 11 735 pts | MASI20 953 pts | CAPI 605 MAD Bn | VOLUME 64 MAD Mn |
| ↘ Daily -0,02% | ↘ Daily -0,05% | ↗ High 632 | MC 64 |
| ↗ YTD 9,46% | ↗ YTD 11,09% | ↘ Low 439 | MB - |

THE DAY IN REVIEW

TOP PERFORMERS



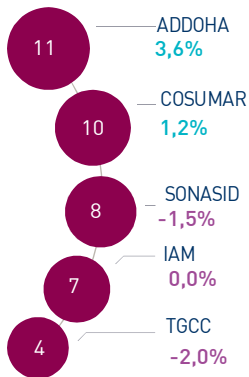
BOTTOM PERFORMERS



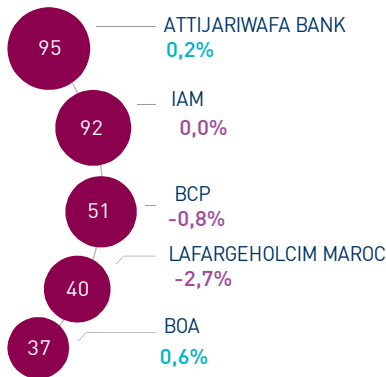
The MASI index declined by -0,02% at the end of this trading session to settle at 11,735 points. Thus, the YTD performance of the market reached +9.46%.

Risma topped the highest increases up +6.0% while SRM declined by -3.9% recording the highest decrease.

MOST ACTIVE (MAD Mn)



LARGEST CAP (MAD Bn)



Volumes traded on the central market settled at MAD 64 Mn, driven by Addoha, Cosumar and Sonasid which monopolized 45% of the total flow.

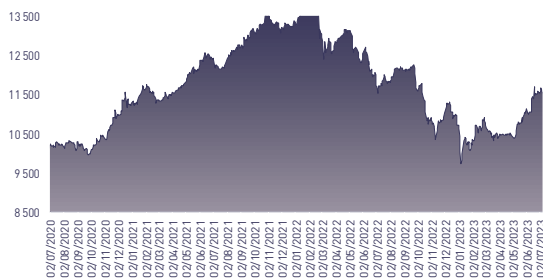
Attijari Global Research

Mahat Zerhouni
+212 529 03 68 16
m.zerhouni@attijari.ma

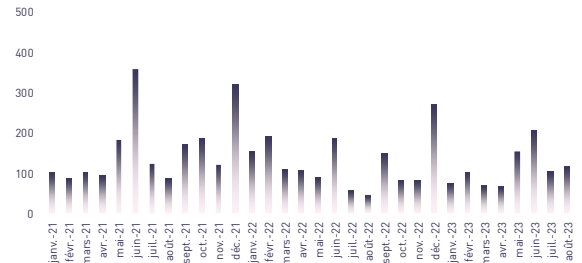
Attijari Intermédiation

Anis Hares
+212 529 03 68 34
Alae Yahya
+212 529 03 68 15
Sofia Mohcine
+212 522 49 59 52

MASI INDEX EVOLUTION (pts)



ADV- MONTHLY BASIS VOLUME (MAD Mn)



KEY ECONOMIC RELEASES/EVENTS OVER THE WEEK

| Sept. 11th | 2023

During the crop year 2022-2023, cereal production reached 55.1 million quintals, up 62% y-o-y.

| Sept. 11th | 2023

Filing of a mandatory takeover bid on Sanlam Maroc shares.

| Sept. 11th | 2023

In H1 2023, LafargeHolcim Maroc NIGS increased by 8.8% to MAD 826 Mn.

| Sept. 7th | 2023

According to the Finance Act 2024, the growth rate of the Moroccan economy should reach 3.7% in 2024 against a forecast growth of 3.4% in 2023.



Attijari
Global Research



CASABLANCA CLOSING

EQUITY

DAILY STOCK ON SEPTEMBER 13th, 2023

| 13/09/2023 | Clôture | Veille | Année | Max 2023 | Min 2023 | Quantité | P/E 22R | P/B 22R | D/Y 22R |
|---------------------|----------|--------|---------|----------|----------|----------|---------|---------|---------|
| Addoha | 13,17 | 3,62% | 109,71% | 13,17 | 5,50 | 839 082 | N.S | 0,6 | 0,0% |
| AFMA | 1 230,0 | -1,91% | -5,38% | 1 341,0 | 1 200,0 | 30 | 20,7 | 26,9 | 4,5% |
| Afric Industries | 350,00 | 0,00% | 3,24% | 375,00 | 326,00 | 1 | 16,5 | 2,3 | 5,7% |
| Afrikaia Gaz | 4 201,0 | 0,02% | -9,66% | 4 710,0 | 3 706,0 | 30 | 27,9 | 4,8 | 3,3% |
| Agma | 6 600,00 | -2,22% | 8,73% | 6 750,00 | 5 650,00 | 1 | 23,2 | 10,1 | 3,9% |
| Akdital | 399,0 | -0,25% | 44,57% | 417,0 | 270,5 | 3 641 | N.S | 9,2 | 0,8% |
| Alliances | 96,00 | 2,13% | 84,62% | 98,60 | 42,98 | 10 507 | 11,9 | 0,7 | 0,0% |
| Aluminium du Maroc | 1 290,0 | -2,93% | -9,03% | 1 400,0 | 1 211,0 | 19 | N.S | 2,2 | 5,4% |
| Aradei Capital | 446,00 | 2,53% | 10,12% | 463,00 | 385,00 | 100 | 22,0 | 1,2 | 4,3% |
| AtlantaSanad | 124,0 | 2,48% | -0,80% | 135,0 | 113,5 | 3 732 | 18,1 | 3,4 | 4,4% |
| Attijariwafa bank | 441,00 | 0,22% | 12,50% | 461,00 | 355,05 | 3 850 | 15,6 | 1,7 | 3,5% |
| Auto Hall | 73,0 | 0,00% | 12,31% | 82,5 | 63,0 | 45 | 36,7 | 2,2 | 4,8% |
| Auto Nejma | 1 692,00 | 0,00% | -6,88% | 1 817,00 | 1 650,00 | 0 | 9,3 | 1,6 | 7,4% |
| Balima | 155,0 | 0,00% | -6,06% | 173,0 | 149,5 | 0 | 14,6 | 2,1 | 3,5% |
| BCP | 252,00 | -0,79% | 9,09% | 266,00 | 194,60 | 5 345 | 18,6 | 1,4 | 3,6% |
| BoA | 176,0 | 0,57% | 2,33% | 185,0 | 159,0 | 2 000 | 15,9 | 1,5 | 2,3% |
| BMCI | 540,00 | 0,00% | 52,37% | 555,00 | 305,00 | 0 | 31,4 | 1,0 | 3,3% |
| Cartier Saada | 24,3 | -0,04% | -8,34% | 27,7 | 23,2 | 28 | 42,6 | 0,9 | 0,0% |
| CIH | 360,00 | -0,01% | 18,42% | 377,00 | 282,00 | 731 | 16,4 | 2,0 | 3,9% |
| Cimar | 1 490,0 | -1,46% | 16,41% | 1 585,0 | 1 171,0 | 1 649 | 23,8 | 6,5 | 4,0% |
| CMT | 1 930,00 | 0,00% | 14,88% | 2 005,00 | 1 459,00 | 279 | 13,8 | 4,7 | 3,1% |
| Colorado | 44,6 | 4,40% | -2,00% | 46,0 | 40,0 | 343 | 20,3 | 2,2 | 4,5% |
| Cosumar | 200,00 | 1,21% | 5,26% | 218,55 | 163,40 | 49 106 | 22,9 | 3,3 | 3,5% |
| Crédit du Maroc | 710,0 | 0,00% | 18,33% | 780,0 | 502,0 | 99 | 19,1 | 1,2 | 3,8% |
| CTM | 610,00 | 0,00% | -9,79% | 676,20 | 586,60 | 52 | 21,1 | 2,5 | 4,1% |
| Dari Couspate | 3 650,0 | 0,00% | -7,71% | 3 955,0 | 3 283,0 | 0 | N.S | 3,2 | 2,3% |
| Delattre Levivier | 40,00 | 0,00% | -6,76% | 42,90 | 40,00 | 0 | N.S | N.S | 0,0% |
| Delta Holding | 30,1 | -1,95% | 25,42% | 33,5 | 20,3 | 77 008 | 15,9 | 1,2 | 4,7% |
| Diac Salaf | 26,25 | 0,00% | 0,00% | 26,25 | 26,25 | 0 | N.S | N.S | 0,0% |
| Disty Technologies | 191,0 | 1,06% | -9,07% | 209,9 | 176,1 | 760 | N.S | 1,8 | 5,2% |
| Disway | 708,90 | 0,00% | 5,81% | 750,00 | 620,00 | 0 | 15,8 | 2,0 | 4,9% |
| Ennaki | 31,0 | -2,45% | -1,21% | 35,5 | 29,0 | 533 | 6,5 | 1,4 | 6,0% |
| Eqdom | 1 107,00 | 3,94% | 30,24% | 1 160,00 | 800,00 | 100 | 20,9 | 1,2 | 5,0% |
| Fenie Brossette | 101,2 | -0,74% | -19,02% | 129,0 | 100,0 | 209 | 7,1 | 1,1 | 0,0% |
| HPS | 6 300,00 | 0,80% | -3,08% | 6 500,00 | 5 400,00 | 441 | 37,9 | 7,0 | 1,0% |
| IAM | 105,0 | -0,05% | 10,53% | 114,5 | 75,6 | 71 133 | 15,9 | 5,6 | 2,1% |
| IB Maroc | 25,00 | 0,00% | -19,28% | 32,19 | 18,20 | 0 | N.S | N.S | 0,0% |
| Immorente | 95,5 | -0,52% | -0,83% | 99,4 | 94,0 | 3 591 | N.S | 1,2 | 5,8% |
| Involys | 92,00 | 0,00% | -11,50% | 103,95 | 91,00 | 0 | N.S | 0,4 | 0,0% |
| Jet Contractors | 236,0 | 1,29% | 14,56% | 278,0 | 186,6 | 244 | 28,8 | 0,7 | 0,0% |
| Label Vie | 4 577,00 | 1,19% | -1,57% | 4 855,00 | 4 010,00 | 98 | 17,7 | 4,6 | 1,9% |
| LafargeHolcim Maroc | 1 702,0 | -2,74% | 26,07% | 1 820,0 | 1 187,0 | 101 | 28,7 | 3,5 | 3,9% |
| Lesieur | 250,00 | -0,40% | 8,70% | 267,00 | 220,00 | 2 000 | 33,5 | 3,6 | 1,8% |
| M2M Group | 724,0 | -0,12% | -8,24% | 789,0 | 690,0 | 2 | 14,0 | 2,4 | 0,0% |
| Maghreb Oxygène | 216,00 | -3,57% | -11,75% | 280,00 | 184,40 | 129 | 11,5 | 0,6 | 1,9% |
| Maghrébaïl | 885,0 | -1,67% | -1,56% | 940,0 | 855,0 | 53 | 10,3 | 1,2 | 5,6% |
| Managem | 1 780,00 | 0,00% | -29,64% | 2 770,00 | 1 780,00 | 104 | 11,0 | 2,5 | 1,7% |
| Maroc Leasing | 385,0 | 0,00% | 9,07% | 385,0 | 337,0 | 0 | 15,5 | 1,0 | 3,6% |
| Marsa Maroc | 264,00 | 0,38% | 22,22% | 277,95 | 181,00 | 2 154 | 23,7 | 8,6 | 3,0% |
| Med Paper | 23,9 | 3,24% | -12,29% | 28,5 | 22,6 | 485 | 15,4 | N.S | 0,0% |
| Microdata | 525,00 | -0,02% | -3,10% | 552,50 | 492,00 | 2 492 | 20,7 | 5,3 | 4,8% |
| Mutandis | 239,0 | 0,95% | 9,63% | 247,0 | 190,0 | 261 | 22,2 | 2,2 | 3,6% |
| Oulmès | 1 408,00 | 0,00% | -9,40% | 1 590,00 | 1 300,00 | 0 | N.S | 4,2 | 1,2% |
| Promopharm | 1 031,0 | 0,00% | -3,46% | 1 110,0 | 933,0 | 0 | 13,7 | 2,2 | 3,9% |
| Rebab | 75,65 | 0,00% | -33,35% | 113,50 | 75,65 | 0 | N.S | 1,6 | 0,0% |
| RDS | 17,7 | 2,25% | -1,72% | 19,4 | 10,0 | 36 614 | N.S | 0,1 | 0,0% |
| Risma | 190,90 | 6,00% | 67,46% | 228,75 | 107,05 | 14 083 | 18,0 | 2,2 | 0,0% |
| S2M | 164,0 | 0,00% | -19,19% | 203,0 | 163,0 | 0 | 6,6 | 2,6 | 0,0% |
| SANLAM Maroc | 1 150,00 | 0,00% | 16,16% | 1 230,00 | 841,00 | 0 | N.S | 0,9 | 3,0% |
| Salafin | 535,0 | 3,44% | -6,14% | 650,0 | 490,0 | 30 | 19,5 | 2,0 | 5,0% |
| Samir | 127,80 | 0,00% | 0,00% | 127,80 | 127,80 | 0 | N.S | N.S | 0,0% |
| SBM | 2 800,0 | -3,28% | 16,76% | 2 900,0 | 2 045,0 | 176 | 19,9 | 4,6 | 5,2% |
| SMI | 1 350,00 | 0,75% | -11,18% | 1 519,00 | 1 175,00 | 37 | N.S | 1,9 | 0,0% |
| SNEP | 548,5 | 0,83% | -11,53% | 630,0 | 470,0 | 54 | 15,1 | 1,5 | 2,9% |
| Sonasid | 582,00 | -1,52% | 11,92% | 610,00 | 468,10 | 13 052 | 26,4 | 1,2 | 5,2% |
| Sothema | 1 043,0 | 0,29% | -20,98% | 1 450,0 | 989,9 | 204 | 28,2 | 5,4 | 2,4% |
| SRM | 137,00 | -3,93% | -8,67% | 155,65 | 124,00 | 26 | 16,3 | 0,3 | 0,0% |
| Stokvis | 12,4 | 0,57% | -21,32% | 15,8 | 10,7 | 78 | N.S | N.S | 0,0% |
| Stroc Industrie | 34,72 | 5,44% | -12,59% | 41,33 | 30,60 | 15 | N.S | N.S | 0,0% |
| TAQA Morocco | 1 050,0 | 2,34% | -4,37% | 1 150,0 | 882,0 | 518 | 19,0 | 4,0 | 3,3% |
| TGCC | 146,00 | -2,01% | 16,80% | 152,90 | 110,00 | 30 078 | 18,8 | 3,5 | 4,1% |
| Timar | 535,0 | 0,00% | 197,22% | 550,0 | 175,0 | 0 | 12,9 | 1,1 | 0,0% |
| Total Maroc | 1 186,00 | 5,99% | -8,63% | 1 350,00 | 1 100,00 | 68 | 21,8 | 3,5 | 4,7% |
| UNIMER | 158,0 | 0,00% | -3,81% | 160,0 | 140,6 | 0 | 39,3 | 1,5 | 0,6% |
| Wafa Assurance | 4 068,00 | 0,00% | 8,19% | 4 249,00 | 3 001,00 | 0 | 18,3 | 1,5 | 3,2% |
| Zellidja | 84,5 | 0,00% | 16,15% | 88,0 | 75,6 | 0 | 6,2 | 0,9 | 0,0% |
| MASI | 11 734,8 | -0,02% | 9,46% | 12 203,9 | 9 718,0 | - | 18,6 | 3,4 | 3,1% |

Multiples reflect 2022 realized results to the current stock market capitalization



Attijari
Global Research



CASABLANCA CLOSING

EQUITY



FY 2022 FINANCIAL FIGURES

| En MDH | Chiffre d'Affaires/PNB | | | Résultat d'Exploitation | | | Résultat Net (Part du Groupe) | | |
|-------------------------------|------------------------|--------|--------|-------------------------|--------|-----------|-------------------------------|-------|----------|
| | 2022 | 2021 | Var | 2022 | 2021 | Var | 2022 | 2021 | Var |
| Maroc Telecom | 35 731 | 35 790 | -0,2% | 11 468 | 11 586 | -1,0% | 5 820 | 6 014 | -3,2% |
| Cosumar | 10 433 | 9 113 | 14,5% | 1 294 | 1 408 | -8,1% | 826 | 763 | 8,2% |
| SBM | 2 910 | 2 697 | 7,9% | 647 | 542 | 19,3% | 399 | 335 | 19,1% |
| Lesieur Cristal | 6 897 | 4 863 | 41,8% | 463 | 309 | 49,8% | 206 | 140 | 47,1% |
| Mutandis | 2 329 | 1 685 | 38,2% | 175 | 133 | 31,7% | 100 | 60 | 66,0% |
| Dari Couspate | 782 | 698 | 12,0% | 12 | 67 | -82,1% | 20 | 42 | -52,8% |
| Oulmès | 2 196 | 1 734 | 26,6% | 117 | 121 | -3,8% | 61 | 41 | 49,1% |
| Unimer | 1 368 | 1 026 | 33,3% | 74 | -7 | +80 MDH | 46 | -94 | +140 MDH |
| Attijariwafa bank | 26 313 | 24 380 | 7,9% | 11 399 | 9 484 | 20,2% | 6 065 | 5 144 | 17,9% |
| BOA | 15 624 | 14 607 | 7,0% | 4 697 | 3 726 | 26,1% | 2 305 | 2 007 | 14,8% |
| BCP | 20 609 | 20 087 | 2,6% | 5 582 | 4 526 | 23,3% | 2 750 | 1 765 | 55,8% |
| Crédit du Maroc | 2 569 | 2 460 | 4,4% | 759 | 1 061 | -28,5% | 404 | 627 | -35,6% |
| CIH Bank | 3 518 | 3 107 | 13,2% | 1 067 | 932 | 14,4% | 669 | 603 | 11,0% |
| BMCI | 3 054 | 3 044 | 0,3% | 420 | 338 | 24,2% | 229 | 194 | 17,8% |
| SANLAM Maroc | 5 955 | 5 621 | 5,9% | -205 | 994 | -1199 MDH | -70 | 607 | -677 MDH |
| Wafa Assurance | 11 639 | 9 785 | 18,9% | 1 092 | 485 | 125,3% | 776 | 424 | 83,0% |
| AtlantaSanad | 5 465 | 5 478 | -0,2% | 731 | 659 | 10,9% | 414 | 417 | -0,7% |
| AFMA | 244 | 222 | 9,8% | 100 | 93 | 6,8% | 59 | 58 | 2,5% |
| AGMA | 152 | 141 | 7,5% | 83 | 79 | 5,0% | 57 | 52 | 9,4% |
| TGCC | 5 178 | 3 626 | 42,8% | 399 | 364 | 9,6% | 245 | 236 | 3,9% |
| Delta Holding | 2 792 | 2 538 | 10,0% | 312 | 261 | 19,6% | 166 | 172 | -3,4% |
| SNEP | 1 107 | 1 083 | 2,3% | 173 | 213 | -18,7% | 87 | 126 | -31,1% |
| Sonasis | 4 888 | 4 494 | 8,8% | 163 | 167 | -2,4% | 86 | 108 | -20,3% |
| Colorado | 610 | 574 | 6,2% | 60 | 55 | 8,4% | 35 | 33 | 6,6% |
| Aluminium du Maroc | 1 419 | 1 172 | 21,0% | 123 | 128 | -3,8% | 5 | 18 | -75,3% |
| Jet Contractors | 1 800 | 1 680 | 7,1% | 129 | 106 | 21,6% | 25 | 11 | 129,7% |
| LafargeHolcim Maroc | 7 985 | 8 195 | -2,6% | 2 696 | 3 496 | -22,9% | 1 392 | 2 010 | -30,8% |
| Ciments du Maroc | 4 068 | 4 146 | -1,9% | 1 327 | 1 620 | -18,1% | 905 | 1 197 | -24,4% |
| Alliances | 1 604 | 1 414 | 13,4% | 321 | 260 | 23,6% | 178 | 119 | 49,5% |
| RDS | 543 | 776 | -30,0% | -26 | 49 | -75 MDH | -61 | -17 | -44 MDH |
| Addoha | 1 378 | 1 197 | 15,1% | 127 | -144 | +270 MDH | 38 | -88 | +126 MDH |
| Taga Morocco | 13 604 | 7 812 | 74,1% | 2 913 | 2 431 | 19,8% | 1 303 | 1 005 | 29,6% |
| TotalEnergies Marketing Maroc | 19 719 | 12 870 | 53,2% | 730 | 1 311 | -44,3% | 488 | 935 | -47,8% |
| Afriquia Gaz | 9 510 | 7 132 | 33,3% | 882 | 681 | 29,4% | 517 | 504 | 2,6% |
| Label Vie | 13 947 | 11 758 | 18,6% | 752 | 631 | 19,2% | 748 | 407 | 83,8% |
| Auto Hall | 4 831 | 5 084 | -5,0% | 259 | 460 | -43,7% | 100 | 264 | -62,1% |
| Auto Nejma | 2 101 | 2 319 | -9,4% | 287 | 225 | 27,5% | 187 | 146 | 28,5% |
| Marsa Maroc | 3 949 | 3 592 | 9,9% | 1 363 | 1 129 | 20,7% | 817 | 666 | 22,6% |
| Managem | 9 645 | 7 423 | 29,9% | 1 993 | 1 317 | 51,3% | 1 615 | 862 | 87,4% |
| CMT | 592 | 462 | 28,1% | 296 | 190 | 55,7% | 236 | 152 | 54,7% |
| SMI | 798 | 689 | 15,8% | 33 | -68 | +101 MDH | 35 | -67 | +102 MDH |
| Disway | 1 950 | 1 824 | 6,9% | 122 | 169 | -27,5% | 85 | 108 | -21,3% |
| Disty Technologies | 497 | 456 | 8,9% | 26 | 32 | -18,0% | 4 | 18 | -77,4% |
| HPS | 981 | 797 | 23,1% | 163 | 144 | 13,2% | 117 | 99 | 18,4% |
| Microdata | 695 | 564 | 23,3% | 104 | 77 | 35,7% | 43 | 46 | -6,5% |
| S2M | 280 | 263 | 6,2% | 22 | 59 | -62,0% | 20 | 3 | +18 MDH |
| Involsys | 40 | 36 | 9,9% | 5 | 3 | 54,2% | -0,1 | 0,005 | 0 MDH |
| M2M Group | 62 | 54 | 14,8% | -45 | -29 | -17 MDH | 34 | -20 | +53 MDH |
| Maghrebaïl | 441 | 363 | 21,4% | 211 | 173 | 21,8% | 119 | 99 | 20,1% |
| Maroc Leasing | 334 | 371 | -9,9% | 154 | 149 | 2,9% | 69 | 91 | -24,1% |
| Salafin | 399 | 389 | 2,6% | 147 | 137 | 7,3% | 86 | 85 | 1,2% |
| Eqdom | 590 | 581 | 1,6% | 174 | 111 | 57,4% | 88 | 33 | 165,3% |
| Aradei Capital | 486 | 421 | 15,4% | 438 | 488 | -10,2% | 227 | 344 | -34,0% |
| Akdital | 1 035 | 770 | 34,4% | 177 | 120 | 47,7% | 88 | 48 | 82,3% |
| Sothema | 2 302 | 2 056 | 12,0% | 442 | 421 | 5,0% | 267 | 279 | -4,4% |
| Ennaki Automobiles | 1 931 | 1 827 | 5,7% | 216 | 147 | 46,2% | 144 | 109 | 32,4% |
| Promopharm | 705 | 630 | 11,8% | 134 | 105 | 27,8% | 75 | 69 | 9,1% |
| CTM | 605 | 530 | 14,2% | 6 | 25 | -77,2% | 35 | 35 | 0,7% |
| Maghreb Oxygène | 291 | 274 | 6,2% | 17 | 23 | -26,2% | 15 | 18 | -15,1% |
| Timar | 665 | 543 | 22,4% | 30 | 28 | 6,0% | 12 | 12 | 1,5% |
| Balima | 49 | 47 | 3,9% | 9 | 12 | -20,5% | 18 | 10 | 87,0% |
| Med Paper | 135 | 79 | 70,6% | 14 | -3 | +16 MDH | 7 | 9 | -21,7% |
| Afric Industries | 40 | 47 | -14,9% | 9 | 13 | -30,6% | 6 | 5 | 17,4% |
| Immorente Invest | 67 | 70 | -4,3% | 19 | 23 | -17,8% | 8 | 4 | 121,0% |
| Fenie Brossette | 569 | 532 | 7,0% | 19 | 6 | +13 MDH | 21 | 4 | +17 MDH |
| SRM | 360 | 287 | 25,4% | 6 | 5 | 28,7% | 3 | -1 | +4 MDH |
| Zellidja | 569 | 536 | 6,2% | 15 | -22 | +37 MDH | 8 | -2 | +10 MDH |
| Rebab Company | 0,03 | 0,05 | -33,3% | -0,37 | -0,37 | +0 MDH | -0,22 | -4,12 | +4 MDH |
| Stroc Industrie | 77 | 58 | 34,3% | 1 | -5 | +6 MDH | -15 | -11 | -4 MDH |
| IB Maroc.com | NC | NC | - | NC | NC | - | NC | NC | - |
| Stokvis Nord Afrique | 222 | 348 | -36,2% | -46 | 6 | -51 MDH | -184 | -29 | -154 MDH |
| Risma | 1 037 | 525 | 97,5% | 204 | -84 | +288 MDH | 152 | -172 | +324 MDH |
| DLM | NC | NC | - | NC | NC | - | NC | NC | - |





CASABLANCA CLOSING

EQUITY



2022 DIVIDENDS

| Valeur | DPA 2022 | DPA 2021 | Var | Date d'AGO | Date de détachement | Date de paiement |
|-------------------------------|--------------------------|--------------------------|--------|------------|---------------------|------------------|
| Addoha | - | - | - | 27/06/2023 | | |
| AFMA | 55 | 54 | 1,9% | 15/06/2023 | 28/08/2023 | 06/09/2023 |
| Afric Industries | 20 | 22 | -9,1% | 20/06/2023 | 21/07/2023 | 31/07/2023 |
| Afriquia Gaz | 140 | 140 | 0,0% | 08/05/2023 | 22/05/2023 | 31/05/2023 |
| Agma | 255 | 250 | 2,0% | 24/05/2023 | 13/07/2023 | 27/07/2023 |
| Akdital | 3,25 | 2,00 | 62,5% | 08/06/2023 | 28/07/2023 | 08/08/2023 |
| Alliances | - | - | - | 26/06/2023 | | |
| Aluminium du Maroc | 70 | 110 | -36,4% | 22/06/2023 | 13/07/2023 | 25/07/2023 |
| Aradei Capital | 5,42 | 1,05 | | 09/05/2023 | 01/06/2023 | 12/06/2023 |
| | 13,78 [Div exceptionnel] | 17,17 [Div exceptionnel] | 5,4% | | | |
| AtlantaSanad | 5,5 | 5,2 | 5,8% | 25/05/2023 | 12/06/2023 | 21/06/2023 |
| Attijariwafa bank | 15,5 | 15,0 | 3,3% | 24/05/2023 | 03/07/2023 | 12/07/2023 |
| Auto Hall | 3,5 | 3,5 | 0,0% | 31/05/2023 | 20/06/2023 | 03/07/2023 |
| Auto Nejma | 110 | 86 | 45,3% | 07/04/2023 | 18/04/2023 | 28/04/2023 |
| | 15 [Div exceptionnel] | | | | | |
| Balima | 5,5 | 5 | 10,0% | 20/06/2023 | 13/07/2023 | 27/07/2023 |
| BCP | 9,0 | 8,5 | 5,9% | 27/06/2023 | 13/07/2023 | 26/07/2023 |
| BOA | 4 | 4 | 0,0% | 20/06/2023 | 06/07/2023 | 17/07/2023 |
| BMCI | 18 | 10 | 80,0% | 26/06/2023 | 13/07/2023 | 27/07/2023 |
| Cartier Saada | - | - | - | 04/09/2023 | | |
| Crédit du Maroc | 27 | 26 | 4,2% | 20/06/2023 | 13/07/2023 | 27/07/2023 |
| CIH Bank | 14,0 | 14 | 0,0% | 15/06/2023 | 04/07/2023 | 13/07/2023 |
| Cimar | 60 | 95 | -36,8% | 30/05/2023 | 06/07/2023 | 17/07/2023 |
| CMT | 60 | 88 | -31,8% | 27/06/2023 | 23/08/2023 | 01/09/2023 |
| Colorado | 2 | 2 | -1,5% | 22/05/2023 | 09/06/2023 | 20/06/2023 |
| Cosumar | 7,0 | 6 | 16,7% | 08/06/2023 | 06/07/2023 | 17/07/2023 |
| CTM | 25 | 22 | 13,6% | 26/06/2023 | 14/09/2023 | 25/09/2023 |
| Dari Couspate | 85,0 | 95 | -10,5% | 23/06/2023 | 21/07/2023 | 31/07/2023 |
| Delta Holding | 1,4 | 1,3 | 7,7% | 16/05/2023 | 11/07/2023 | 21/07/2023 |
| Disty Technologies | 10 | 15 | -33,3% | 15/06/2023 | 28/07/2023 | 08/08/2023 |
| Disway | 35 | 40 | -53,3% | 30/05/2023 | 22/06/2023 | 05/07/2023 |
| | | 30 [Div exceptionnel] | | | | |
| Delattre Levivier Maroc | - | - | - | | | |
| Ennakl Automobiles | 1,9 | 1,9 | 2,2% | 25/04/2023 | 21/06/2023 | 04/07/2023 |
| Eqdom | 55,0 | 40 | 37,5% | 30/05/2023 | 20/06/2023 | 03/07/2023 |
| Fenie Brossette | - | - | - | 22/06/2023 | | |
| HPS | 60,0 | 55 | 9,1% | 22/06/2023 | 05/07/2023 | 14/07/2023 |
| IB Maroc | - | - | - | | | |
| Immorente | 1,0 | 5,5 | 0,0% | 07/04/2023 | 18/04/2023 | 28/04/2023 |
| | 2,0 | | | | 15/06/2023 | 26/06/2023 |
| | 1,0 | | | | 18/09/2023 | 26/09/2023 |
| | 1,0 | | | | | 21/12/2023 |
| Involys | - | 5,0 | - | 15/06/2023 | | |
| Jet Contractors | - | - | - | 19/03/2023 | | |
| Label Vie | 86,38 | 70,4 | -38,1% | 15/06/2023 | 03/07/2023 | 12/07/2023 |
| | | 69,1 [Div exceptionnel] | | | | |
| LafargeHolcim Maroc | 66 | 66 | 0,0% | 27/06/2023 | 13/07/2023 | 27/07/2023 |
| Lesieur | 4,5 | 3,5 | 28,6% | 10/05/2023 | 06/07/2023 | 14/07/2023 |
| M2M Group | - | - | - | 21/06/2023 | | |
| Maghreb Oxygène | 4,0 | 4,0 | 0,0% | 18/04/2023 | 02/05/2023 | 11/05/2023 |
| Maghrébaïl | 50 | 50 | 0,0% | 09/05/2023 | 04/07/2023 | 13/07/2023 |
| Managem | 30 | 20 | 50,0% | 31/05/2023 | 06/07/2023 | 14/07/2023 |
| Maroc Leasing | 14 | 14 | 0,0% | 26/06/2023 | 15/09/2023 | 26/09/2023 |
| IAM | 2,19 | 4,78 | -54,2% | 31/03/2023 | 06/09/2023 | 15/09/2023 |
| Marsa Maroc | 8,0 | 7,2 | 11,1% | 20/06/2023 | 13/07/2023 | 26/07/2023 |
| Med Paper | - | - | - | 26/06/2023 | | |
| Microdata | 25 | 27 | -7,4% | 21/06/2023 | 12/07/2023 | 24/07/2023 |
| Mutandis | 8,5 | 8,5 | 0,0% | 03/04/2023 | 20/06/2023 | 03/07/2023 |
| TGCC | 6,0 | 5,5 | 9,1% | 20/06/2023 | 25/07/2023 | 03/08/2023 |
| Outmès | 16,5 | 12,0 | 37,5% | 18/05/2023 | 19/06/2023 | 28/06/2023 |
| Promopharm | 40 | 40 | 0,0% | 21/06/2023 | 11/09/2023 | 20/09/2023 |
| RDS | - | - | - | 27/06/2023 | | |
| Rebab Company | - | - | - | 26/06/2023 | | |
| Risma | - | - | - | 13/06/2023 | | |
| S2M | - | - | - | 22/06/2023 | | |
| SANLAM Maroc | 36 | 35 | 2,9% | 10/05/2023 | 22/08/2023 | 31/08/2023 |
| Salafin | 13,50 | 26,55 | -48,1% | 09/05/2023 | 22/05/2023 | 31/05/2023 |
| | 13,50 [Div exceptionnel] | 25,45 [Div exceptionnel] | | | | |
| SBM | 145,5 | 113,0 | 28,8% | 09/05/2023 | 06/06/2023 | 15/06/2023 |
| SMI | - | - | - | 31/05/2023 | | |
| SNEP | 16 | 20 | -20,0% | 27/06/2023 | 14/09/2023 | 25/09/2023 |
| Sonasid | 30 | 38 | -21,1% | 22/06/2023 | 21/07/2023 | 31/07/2023 |
| Sothema | 25 | 25 | 0,0% | 25/05/2023 | 03/07/2023 | 11/07/2023 |
| SRM | - | - | - | 20/06/2023 | | |
| Stokvis | - | - | - | 15/06/2023 | | |
| Stroc Industrie | - | - | - | 19/05/2023 | | |
| Taqa Morocco | 35 | 35 | 0,0% | 23/05/2023 | 13/09/2023 | 22/09/2023 |
| Timar | 0 | 8 | - | 22/06/2023 | | |
| TotalEnergies Marketing Maroc | 56 | 56 | - | 01/06/2023 | 19/06/2023 | 27/06/2023 |
| Unimer | 1 | - | - | 22/06/2023 | 13/09/2022 | 22/09/2023 |
| Wafa Assurance | 130 | 120 | 8,3% | 10/05/2023 | 08/06/2023 | 19/06/2023 |
| Zellidja | - | - | - | 26/06/2023 | | |

Attijari Global Research

Mahat Zerhouni
+212 529 03 68 16
m.zerhouni@attijari.ma

Attijari Intermédiation

Anis Hares
+212 529 03 68 34
Alae Yahya
+212 529 03 68 15
Sofia Mohcine
+212 522 49 59 52



Attijari
Global Research