

# CASABLANCA CLOSING EQUITY

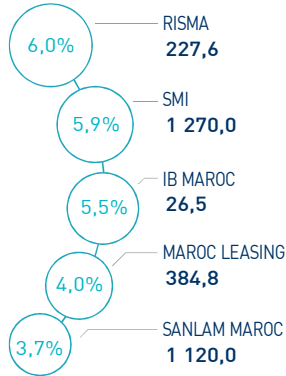
7 | AUGUST 2023

## MARKET INSIGHT

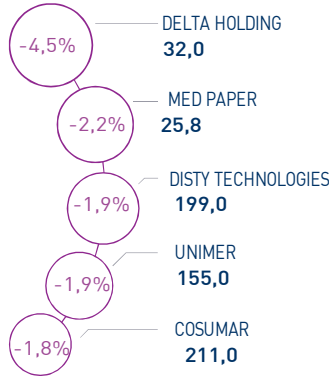
<b>  MASI  </b> 12 084 pts	<b>  MSI20  </b> 981 pts	<b>  CAPI  </b> 625 MAD Bn	<b>  VOLUME  </b> 735 MAD Mn
↘ Daily -0,19%	↘ Daily -0,31%	↗ High 632	MC 641
↗ YTD 12,72%	↗ YTD 14,41%	↘ Low 439	MB 95

## THE DAY IN REVIEW

### TOP PERFORMERS



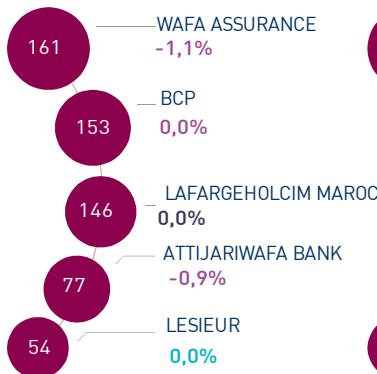
### BOTTOM PERFORMERS



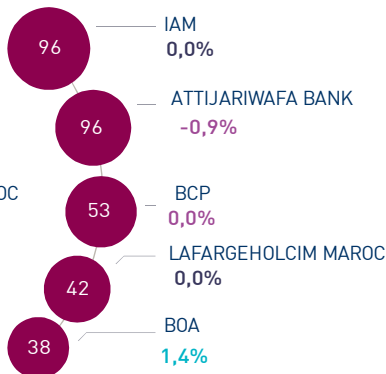
At the end of the first trading session of the week, the MASI index decreased by 0.19% to 12,084 points. In this context, the annual performance stood at 12.72%.

Risma topped the highest increases recording a gain of 6.0%. In the opposite, Delta Holding dropped by -4.5%, i.e. the strongest decline of this trading session.

### MOST ACTIVE (MAD Mn)



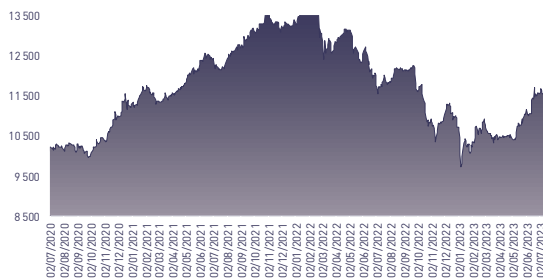
### LARGEST CAP (MAD Bn)



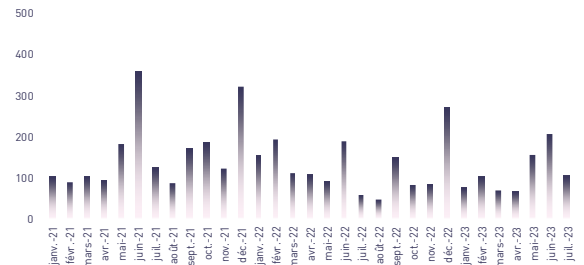
Volume traded on the central market reached MAD 641 Mn. This was mainly driven by Wafa Assurance and BCP which monopolized almost 50% of the total flow.

Volume traded in the block market reached MAD 95 Mn.

## MASI INDEX EVOLUTION (pts)



## ADV- MONTHLY BASIS VOLUME (MAD Mn)



## KEY ECONOMIC RELEASES/EVENTS OVER THE WEEK

### | Aug. 7<sup>th</sup> | 2023

In H1-2023, Label Vie's consolidated revenue recorded an increase of +21% to MAD 7,533 Mn.

### | Aug. 4<sup>th</sup> | 2023

In a press release, Risma announces that it has sold its stake in Accor Gestion Maroc, of which it holds 33%, to Accor S.A. for an amount worth MAD 174 Mn.

### | Aug. 4<sup>th</sup> | 2023

According to HCP, the unemployment rate in Morocco stood at 12.4% in Q2 2023 against 11.2% during the same period of the previous year.

### | Aug. 4<sup>th</sup> | 2023

During the first seven months of 2023, national cement consumption stood at 6,987,288 tons, i.e. a drop of 2.1% compared to the same period of the previous year.

Attijari Global Research

Mahat Zerhouni  
+212 529 03 68 16  
m.zerhouni@attijari.ma

Attijari Intermédiation

Anis Hares  
+212 529 03 68 34  
Alae Yahya  
+212 529 03 68 15  
Sofia Mohcine  
+212 529 03 68 21



Attijari  
Global Research



# CASABLANCA CLOSING

## EQUITY

### DAILY STOCK ON AUGUST 7<sup>th</sup>, 2023

07/08/2023	Close	Day	YTD	Max 2023	Min 2023	Quantity	P/E 22R	P/B 22R	D/Y 22R
Addoha	10,22	-0,10%	62,74%	10,98	5,50	61 152	N.S	0,5	0,0%
AFMA	1 305,0	0,38%	0,38%	1 315,0	1 200,0	1	22,0	28,5	4,2%
Afric Industries	352,00	-1,12%	3,83%	375,00	326,00	29	16,6	2,3	5,7%
Afriquia Gaz	4 450,0	0,00%	-4,30%	4 710,0	3 706,0	250	29,6	5,1	3,1%
Agma	6 500,00	0,00%	7,08%	6 500,00	5 650,00	0	22,9	9,9	4,0%
Akdital	404,0	0,24%	46,36%	407,0	270,5	25 670	N.S	9,4	0,8%
Alliances	85,80	0,06%	65,00%	88,60	42,98	8 843	10,6	0,6	0,0%
Aluminium du Maroc	1 349,0	2,20%	-4,87%	1 400,0	1 211,0	4	N.S	2,3	5,2%
Aradei Capital	450,00	0,00%	11,11%	463,00	385,00	0	22,2	1,2	4,3%
AtlantaSanad	120,0	0,00%	-4,00%	135,0	113,5	21	17,5	3,3	4,6%
Attijariwafa bank	451,00	-0,89%	15,05%	461,00	355,05	170 521	16,0	1,8	3,4%
Auto Hall	80,0	-0,44%	23,08%	82,5	63,0	1 356	40,2	2,4	4,4%
Auto Nejma	1 692,00	0,00%	-6,88%	1 817,00	1 650,00	0	9,3	1,6	7,4%
Balima	161,2	0,00%	-2,33%	173,0	149,5	0	15,2	2,2	3,4%
BCP	264,00	-0,04%	14,29%	266,00	194,60	581 261	19,5	1,4	3,4%
BoA	185,0	1,37%	7,56%	185,0	159,0	13	16,8	1,5	2,2%
BMCI	480,00	0,00%	35,44%	510,00	305,00	15	27,9	0,9	3,8%
Cartier Saada	24,9	1,80%	-5,89%	27,7	23,2	606	43,8	0,9	0,0%
CIH	360,00	-0,28%	18,42%	377,00	282,00	72	16,4	2,0	3,9%
Cimar	1 550,0	0,65%	21,09%	1 585,0	1 171,0	7	24,7	6,7	3,9%
CMT	1 995,00	-0,25%	18,75%	2 005,00	1 459,00	3	14,2	4,9	3,0%
Colorado	44,3	0,23%	-2,64%	46,0	40,0	171	20,2	2,2	4,5%
Cosumar	211,00	-1,84%	11,05%	218,55	163,40	2 057	24,1	3,5	3,3%
Crédit du Maroc	730,0	0,00%	21,67%	780,0	502,0	0	19,6	1,2	3,7%
CTM	608,10	0,00%	-10,07%	676,20	586,60	73	21,0	2,5	4,1%
Dari Couspate	3 790,0	0,00%	-4,17%	3 955,0	3 283,0	0	N.S	3,3	2,2%
Delattre Levivier	40,00	0,00%	-6,76%	42,90	40,00	0	N.S	N.S	0,0%
Delta Holding	32,0	-4,48%	33,33%	33,5	20,3	9 326	16,9	1,2	4,4%
Diac Salaf	26,25	0,00%	0,00%	26,25	26,25	0	N.S	N.S	0,0%
Disty Technologies	199,0	-1,92%	-5,24%	209,9	176,1	201	N.S	1,8	5,0%
Disway	691,00	-1,29%	3,13%	750,00	620,00	10 935	15,4	1,9	5,1%
Ennaki	32,7	2,03%	4,21%	35,5	29,0	41	6,8	1,5	5,7%
Eqdom	1 138,00	0,00%	33,88%	1 138,00	800,00	0	21,5	1,3	4,8%
Fenie Brossette	107,4	-0,09%	-14,01%	129,0	103,0	100	7,5	1,2	0,0%
HPS	5 950,00	0,00%	-8,46%	6 500,00	5 400,00	657	35,8	6,6	1,0%
IAM	109,5	0,00%	15,21%	114,5	75,6	6 927	16,5	5,8	2,0%
IB Maroc	26,50	5,54%	-14,43%	32,19	18,20	15	N.S	N.S	0,0%
Immoyente	97,0	0,52%	0,73%	99,4	94,0	1 026	N.S	1,2	5,7%
Involys	96,90	3,07%	-6,78%	103,95	91,00	1	N.S	0,4	0,0%
Jet Contractors	243,2	1,33%	18,06%	243,2	186,6	2 991	29,7	0,7	0,0%
Label Vie	4 800,00	-0,62%	3,23%	4 855,00	4 010,00	626	18,6	4,9	1,8%
LafargeHolcim Maroc	1 780,0	0,00%	31,85%	1 820,0	1 187,0	82 023	30,0	3,7	3,7%
Lesieur	250,05	0,02%	8,72%	258,85	220,00	214 784	33,5	3,6	1,8%
M2M Group	724,9	-0,01%	-8,12%	789,0	690,0	50	14,0	2,4	0,0%
Maghreb Oxygène	237,00	3,04%	-3,17%	280,00	184,40	10	12,6	0,7	1,7%
Maghrébaïl	900,0	0,00%	0,11%	940,0	855,0	0	10,5	1,2	5,6%
Managem	1 840,00	0,00%	-27,27%	2 770,00	1 830,00	451	11,4	2,6	1,6%
Maroc Leasing	384,8	3,99%	8,99%	384,8	337,0	6	15,5	1,0	3,6%
Marsa Maroc	271,00	-1,45%	25,46%	277,95	181,00	33 727	24,4	8,8	3,0%
Med Paper	25,8	-2,23%	-5,28%	28,5	22,6	1 300	16,6	N.S	0,0%
Microdata	541,00	2,08%	-0,15%	552,50	492,00	348	21,3	5,4	4,6%
Mutandis	244,0	-0,41%	11,93%	247,0	190,0	258	22,7	2,3	3,5%
Oulmès	1 527,00	0,00%	-1,74%	1 590,00	1 300,00	0	N.S	4,5	1,1%
Promopharm	980,0	0,00%	-8,24%	1 068,0	933,0	0	13,0	2,1	4,1%
Rebab	88,00	0,00%	-22,47%	113,50	88,00	0	N.S	1,8	0,0%
RDS	18,6	-0,59%	3,28%	19,4	10,0	5 950	N.S	0,1	0,0%
Risma	227,60	5,98%	99,65%	227,60	107,05	25 347	21,4	2,7	0,0%
S2M	170,0	0,00%	-16,24%	203,0	163,0	0	6,8	2,7	0,0%
SANLAM Maroc	1 120,00	3,70%	13,13%	1 120,00	841,00	1 412	N.S	0,9	3,1%
Salafin	600,0	0,00%	5,26%	650,0	490,0	0	21,9	2,2	4,5%
Samir	127,80	0,00%	0,00%	127,80	127,80	0	N.S	N.S	0,0%
SBM	2 890,00	0,00%	20,52%	2 900,00	2 045,00	0	20,5	4,7	5,0%
SMI	1 270,00	5,92%	-16,45%	1 519,00	1 175,00	174	N.S	1,8	0,0%
SNEP	623,9	-0,16%	0,63%	630,0	470,0	23	17,2	1,7	2,6%
Sonasis	578,00	-0,94%	11,15%	610,00	468,10	57	26,2	1,2	5,2%
Sothema	1 183,0	-1,42%	-10,38%	1 450,00	1 127,00	574	31,9	6,2	2,1%
SRM	152,90	0,00%	1,93%	155,65	124,00	0	18,2	0,3	0,0%
Stokvis	12,5	-1,57%	-20,43%	15,8	10,7	1 448	N.S	N.S	0,0%
Stroc Industrie	34,69	1,58%	-12,66%	41,33	30,60	1	N.S	N.S	0,0%
TAQA Morocco	1 128,0	2,55%	2,73%	1 150,0	882,0	1	20,4	4,3	3,1%
TGCC	147,00	0,20%	17,60%	152,90	110,00	1 119	19,0	3,6	4,1%
Timar	524,0	0,00%	191,11%	524,0	175,0	0	12,6	1,1	0,0%
Total Maroc	1 251,00	0,00%	-3,62%	1 350,00	1 100,00	0	23,0	3,7	4,5%
UNIMER	155,0	-1,90%	-5,63%	160,0	140,6	6	38,5	1,5	0,6%
Wafa Assurance	4 100,00	-1,11%	9,04%	4 249,00	3 001,00	39 298	18,5	1,5	3,2%
Zellidja	88,0	0,00%	20,96%	88,0	75,6	0	6,5	0,9	0,0%
<b>MASI</b>	<b>12 083,5</b>	<b>-0,19%</b>	<b>12,72%</b>	<b>12 203,9</b>	<b>9 718,0</b>	<b>-</b>	<b>19,4</b>	<b>3,6</b>	<b>3,0%</b>

Multiples reflect 2022 realized results reported to the current stock market capitalization



Attijari  
Global Research



# CASABLANCA CLOSING

## EQUITY

### FY 2022 FINANCIAL FIGURES

	Turnover			EBIT			Net Income (Group Share)		
	2022	2021	Change	2022	2021	Change	2022	2021	Change
<b>MAD Mn</b>									
Maroc Telecom	35 731	35 790	-0,2%	11 468	11 586	-1,0%	5 820	6 014	-3,2%
<b>Food-processing</b>									
Cosumar	10 433	9 113	14,5%	1 294	1 408	-8,1%	826	763	8,2%
SBM	2 910	2 697	7,9%	647	542	19,3%	399	335	19,1%
Lesieur Cristal	6 897	4 863	41,8%	463	309	49,8%	206	140	47,1%
Mutandis	2 329	1 685	38,2%	175	133	31,7%	100	60	66,0%
Dari Couspate	782	698	12,0%	12	67	-82,1%	20	42	-52,8%
Oulmès	2 196	1 734	26,6%	117	121	-3,8%	61	41	49,1%
Unimer	1 368	1 026	33,3%	74	-7	MAD +80 Mn	46	-94	MAD +140 Mn
<b>Banks</b>									
Attijariwafa bank	26 313	24 380	7,9%	11 399	9 484	20,2%	6 065	5 144	17,9%
BOA	15 624	14 607	7,0%	4 697	3 726	26,1%	2 305	2 007	14,8%
BCP	20 609	20 087	2,6%	5 582	4 526	23,3%	2 750	1 765	55,8%
Crédit du Maroc	2 569	2 460	4,4%	759	1 061	-28,5%	404	627	-35,6%
CIH Bank	3 518	3 107	13,2%	1 067	932	14,4%	669	603	11,0%
BMCI	3 054	3 044	0,3%	420	338	24,2%	229	194	17,8%
<b>Insurance</b>									
SANLAM Maroc	5 955	5 621	5,9%	-205	994	MAD -1199 Mn	-70	607	MAD -677 Mn
Wafa Assurance	11 639	9 785	18,9%	1 092	485	125,3%	776	424	83,0%
AtlantaSanad	5 465	5 478	-0,2%	731	659	10,9%	414	417	-0,7%
AFMA	244	222	9,8%	100	93	6,8%	59	58	2,5%
AGMA	152	141	7,5%	83	79	5,0%	57	52	9,4%
<b>Building materials</b>									
TGCC	5 178	3 626	42,8%	399	364	9,6%	245	236	3,9%
Delta Holding	2 792	2 538	10,0%	312	261	19,6%	166	172	-3,4%
SNEP	1 107	1 083	2,3%	173	213	-18,7%	87	126	-31,1%
Sonasid	4 888	4 494	8,8%	163	167	-2,4%	86	108	-20,3%
Colorado	610	574	6,2%	60	55	8,4%	35	33	6,6%
Aluminium du Maroc	1 419	1 172	21,0%	123	128	-3,8%	5	18	-75,3%
Jet Contractors	1 800	1 680	7,1%	129	106	21,6%	25	11	129,7%
<b>CM</b>									
LafargeHolcim Maroc	7 985	8 195	-2,6%	2 696	3 496	-22,9%	1 392	2 010	-30,8%
Ciments du Maroc	4 068	4 146	-1,9%	1 327	1 620	-18,1%	905	1 197	-24,4%
<b>R. Estate</b>									
Alliances	1 604	1 414	13,4%	321	260	23,6%	178	119	49,5%
RDS	543	776	-30,0%	-26	49	MAD -75 Mn	-61	-17	MAD -44 Mn
Addoha	1 378	1 197	15,1%	127	-144	MAD +270 Mn	38	-88	MAD +126 Mn
<b>Energy</b>									
Taqi Morocco	13 604	7 812	74,1%	2 913	2 431	19,8%	1 303	1 005	29,6%
TotalEnergies Marketing Maroc	19 719	12 870	53,2%	730	1 311	-44,3%	488	935	-47,8%
Afriquia Gaz	9 510	7 132	33,3%	882	681	29,4%	517	504	2,6%
<b>Disti</b>									
Label Vie	13 947	11 758	18,6%	752	631	19,2%	748	407	83,8%
<b>Auto</b>									
Auto Hall	4 831	5 084	-5,0%	259	460	-43,7%	100	264	-62,1%
Auto Nejma	2 101	2 319	-9,4%	287	225	27,5%	187	146	28,5%
<b>Pol. Auto</b>									
Marsa Maroc	3 949	3 592	9,9%	1 363	1 129	20,7%	817	666	22,6%
Managem	9 645	7 423	29,9%	1 993	1 317	51,3%	1 615	862	87,4%
<b>Mining</b>									
CMT	592	462	28,1%	296	190	55,7%	236	152	54,7%
SMI	798	689	15,8%	33	-68	MAD +101 Mn	35	-67	MAD +102 Mn
<b>IT</b>									
Disway	1 950	1 824	6,9%	122	169	-27,5%	85	108	-21,3%
Disty Technologies	497	456	8,9%	26	32	-18,0%	4	18	-77,4%
HPS	981	797	23,1%	163	144	13,2%	117	99	18,4%
Microdata	695	564	23,3%	104	77	35,7%	43	46	-6,5%
S2M	280	263	6,2%	22	59	-62,0%	20	3	MAD +18 Mn
Involys	40	36	9,9%	5	3	54,2%	-0,1	0,005	MAD 0 Mn
<b>Leasing</b>									
M2M Group	62	54	14,8%	-45	-29	MAD -17 Mn	34	-20	MAD +53 Mn
Maghrebaïl	441	363	21,4%	211	173	21,8%	119	99	20,1%
Maroc Leasing	334	371	-9,9%	154	149	2,9%	69	91	-24,1%
Salafin	399	389	2,6%	147	137	7,3%	86	85	1,2%
Eqdom	590	581	1,6%	174	111	57,4%	88	33	165,3%
<b>Others</b>									
Aradeï Capital	486	421	15,4%	438	488	-10,2%	227	344	-34,0%
Akdital	1 035	770	34,4%	177	120	47,7%	88	48	82,3%
Sothema	2 302	2 056	12,0%	442	421	5,0%	267	279	-4,4%
Ennaki Automobiles	1 931	1 827	5,7%	216	147	46,2%	144	109	32,4%
Promopharm	705	630	11,8%	134	105	27,8%	75	69	9,1%
CTM	605	530	14,2%	6	25	-77,2%	35	35	0,7%
Maghreb Oxygène	291	274	6,2%	17	23	-26,2%	15	18	-15,1%
Timar	665	543	22,4%	30	28	6,0%	12	12	1,5%
Balima	49	47	3,9%	9	12	-20,5%	18	10	87,0%
Med Paper	135	79	70,6%	14	-3	MAD +16 Mn	7	9	-21,7%
Afric Industries	40	47	-14,9%	9	13	-30,6%	6	5	17,4%
Immorente Invest	67	70	-4,3%	19	23	-17,8%	8	4	121,0%
Fenie Brossette	569	532	7,0%	19	6	MAD +13 Mn	21	4	MAD +17 Mn
SRM	360	287	25,4%	6	5	28,7%	3	-1	MAD +4 Mn
Zellidja	569	536	6,2%	15	-22	MAD +37 Mn	8	-2	MAD +10 Mn
Rebab Company	0,03	0,05	-33,3%	-0,37	-0,37	MAD +0 Mn	-0,22	-4,12	MAD +4 Mn
Stroc Industrie	77	58	34,3%	1	-5	MAD +6 Mn	-15	-11	MAD -4 Mn
IB Maroc.com	NC	NC	-	NC	NC	-	NC	NC	-
Stokvis Nord Afrique	222	348	-36,2%	-46	6	MAD -51 Mn	-184	-29	MAD -154 Mn
Risma	1 037	525	97,5%	204	-84	MAD +288 Mn	152	-172	MAD +324 Mn
DLM	NC	NC	-	NC	NC	-	NC	NC	-







# CASABLANCA CLOSING

## EQUITY

### 2022 DIVIDENDS

Stock	DPS 2022	DPS 2021	Change	GM Date	Ex-Dividend Date	Date of payment
Addoha	-	-	-	27/06/2023		
AFMA	55	54	1,9%	15/06/2023	28/08/2023	06/09/2023
Afric Industries	20	22	-9,1%	20/06/2023	21/07/2023	31/07/2023
Afriquia Gaz	140	140	0,0%	08/05/2023	22/05/2023	31/05/2023
Agma	255	250	2,0%	24/05/2023	13/07/2023	27/07/2023
Akdital	3,25	2,00	62,5%	08/06/2023	28/07/2023	08/08/2023
Alliances	-	-	-	26/06/2023		
Aluminium du Maroc	70	110	-36,4%	22/06/2023	13/07/2023	25/07/2023
Aradei Capital	5,42	1,05		09/05/2023	01/06/2023	12/06/2023
	13,78 [Extraordinary DPS]	17,17 [Extraordinary DPS]	5,4%			
AtlantaSanad	5,5	5,2	5,8%	25/05/2023	12/06/2023	21/06/2023
Attijariwafa bank	15,5	15,0	3,3%	24/05/2023	03/07/2023	12/07/2023
Auto Hall	3,5	3,5	0,0%	31/05/2023	20/06/2023	03/07/2023
Auto Nejma	110	86		07/04/2023	18/04/2023	28/04/2023
	15 [Extraordinary DPS]		45,3%			
Balima	5,5	5	10,0%	20/06/2023	13/07/2023	27/07/2023
BCP	9,0	8,5	5,9%	27/06/2023	13/07/2023	26/07/2023
BOA	4	4	0,0%	20/06/2023	06/07/2023	17/07/2023
BMCI	18	10	80,0%	26/06/2023	13/07/2023	27/07/2023
Cartier Saada	-	-	-	06/09/2023		
Crédit du Maroc	27	26	4,2%	20/06/2023	13/07/2023	27/07/2023
CIH Bank	14,0	14	0,0%	15/06/2023	04/07/2023	13/07/2023
Cimar	60	95	-36,8%	30/05/2023	06/07/2023	17/07/2023
CMT	60,0	88	-31,8%	27/06/2023	23/08/2023	01/09/2023
Colorado	2	2	-1,5%	22/05/2023	09/06/2023	20/06/2023
Cosumar	7,0	6	16,7%	08/06/2023	06/07/2023	17/07/2023
CTM	25	22	13,6%	26/06/2023		25/09/2023
Dari Couspate	85,0	95	-10,5%	23/06/2023	21/07/2023	31/07/2023
Delta Holding	1,4	1,3	7,7%	16/05/2023	11/07/2023	21/07/2023
Disty Technologies	10	15	-33,3%	15/06/2023	28/07/2023	08/08/2023
Disway	35	40		30/05/2023	22/06/2023	05/07/2023
		30 [Extraordinary DPS]	-53,3%			
Delattre Levivier Maroc	-	-	-			
Ennaki Automobiles	1,9	1,9	2,2%	25/04/2023	21/06/2023	04/07/2023
Eqdom	55,0	40	37,5%	30/05/2023	20/06/2023	03/07/2023
Fenie Brossette	-	-	-	22/06/2023		
HPS	60,0	55	9,1%	22/06/2023	05/07/2023	14/07/2023
IB Maroc	-	-	-			
Immorente	1,0	5,5	0,0%	07/04/2023	18/04/2023	28/04/2023
	2,0				15/06/2023	26/06/2023
	1,0					01/09/2023
	1,0					01/12/2023
Involys	0,0	5,0	-	15/06/2023		
Jet Contractors	-	-	-	19/03/2023		
Label Vie	86,38	70,4		15/06/2023	03/07/2023	12/07/2023
		69,1 [Extraordinary DPS]	-38,1%			
LafargeHolcim Maroc	66	66	0,0%	27/06/2023	13/07/2023	27/07/2023
Lesieur	4,5	3,5	28,6%	10/05/2023	06/07/2023	14/07/2023
M2M Group	-	-	-	21/06/2023		
Maghreb Oxygène	4,0	4,0	0,0%	18/04/2023	02/05/2023	11/05/2023
Maghrébail	50	50	0,0%	09/05/2023	04/07/2023	13/07/2023
Managem	30	20	50,0%	31/05/2023	06/07/2023	14/07/2023
Maroc Leasing	14	14	0,0%	26/06/2023		
IAM	2,19	4,78	-54,2%	31/03/2023	06/09/2023	15/09/2023
Marsa Maroc	8,0	7,2	11,1%	20/06/2023	13/07/2023	26/07/2023
Med Paper	-	-	-	26/06/2023		
Microdata	25	27	-7,4%	21/06/2023	12/07/2023	24/07/2023
Mutandis	8,5	8,5	0,0%	03/04/2023	20/06/2023	03/07/2023
TGCC	6,0	5,5	9,1%	20/06/2023	25/07/2023	03/08/2023
Outmès	16,5	12,0	37,5%	18/05/2023	19/06/2023	28/06/2023
Promopharm	40	40	0,0%	21/06/2023	11/09/2023	20/09/2023
RDS	-	-	-	27/06/2023		
Rebab Company	-	-	-	26/06/2023		
Risma	-	-	-	13/06/2023		
S2M	-	-	-	22/06/2023		
SANLAM Maroc	36	35	2,9%	10/05/2023	22/08/2023	31/08/2023
Salafin	13,50	26,55		09/05/2023	22/05/2023	31/05/2023
	13,50 [Extraordinary DPS]	25,45 [Extraordinary DPS]	-48,1%			
SBM	145,5	113,0	28,8%	09/05/2023	06/06/2023	15/06/2023
SMI	-	-	-	31/05/2023		
SNEP	16	20	-20,0%	27/06/2023	14/09/2023	25/09/2023
Sonasis	30	38	-21,1%	22/06/2023	21/07/2023	31/07/2023
Sothema	25	25	0,0%	25/05/2023	03/07/2023	11/07/2023
SRM	-	-	-	20/06/2023		
Stokvis	-	-	-	15/06/2023		
Stroc Industrie	-	-	-	19/05/2023		
Taga Morocco	35	35	0,0%	23/05/2023		22/09/2023
Timar	0	8	-	22/06/2023		
TotalEnergies Marketing Maroc	56	56	-	01/06/2023	19/06/2023	27/06/2023
Unimer	1	-	-	22/06/2023	13/09/2022	22/09/2023
Wafa Assurance	130	120	8,3%	10/05/2023	08/06/2023	19/06/2023
Zellidja	-	-	-	26/06/2023		

#### Attijari Global Research

Mahat Zerhouni  
+212 529 03 68 16  
m.zerhouni@attijari.ma

#### Attijari Intermédiation

Anis Hares  
+212 529 03 68 34  
Alae Yahya  
+212 529 03 68 15  
Sofia Mohcine  
+212 522 49 59 52



Attijari  
Global Research