



CASABLANCA CLOSING

EQUITY

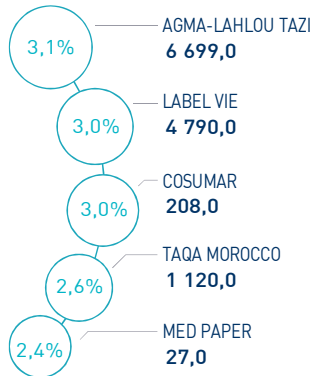
25 AUGUST 2023

MARKET INSIGHT

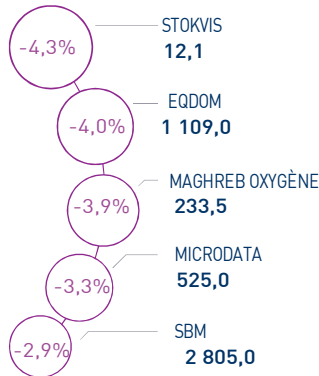
| | | | |
|----------------------------|--------------------------|----------------------------|-----------------------------|
| MASI 11 899 pts | MSI20 964 pts | CAPI 615 MAD Bn | VOLUME 37 MAD Mn |
| ↑ Daily 0,18% | ↑ Daily 0,24% | ↑ High 632 | MC 37 |
| ↑ YTD 10,99% | ↑ YTD 12,41% | ↓ Low 439 | MB - |

THE DAY IN REVIEW

TOP PERFORMERS



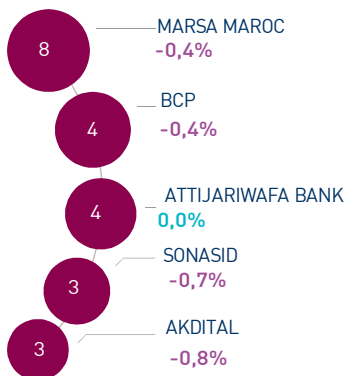
BOTTOM PERFORMERS



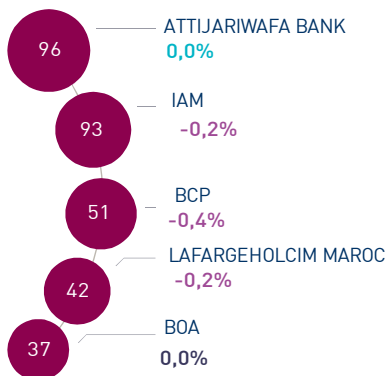
At the end of the last trading session of the week, the MASI index increased by +0.18% to 11,899 points. In this context, the annual performance stood at 10.99%.

Agma-Lahlou Tazi topped the highest increases recording a gain of +3.1%. In the opposite, Stokvis dropped by -4.3%, i.e. the strongest decline of this trading session.

MOST ACTIVE (MAD Mn)



LARGEST CAP (MAD Bn)



Volume traded on the central market reached only MAD 37 Mn against an annual average of MAD 112 Mn.

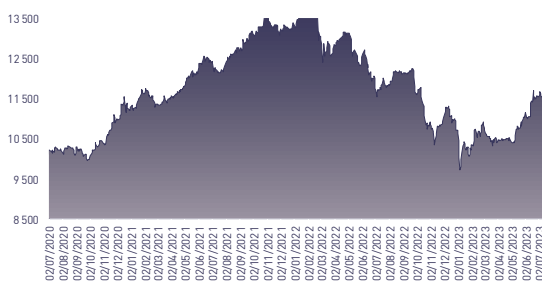
Attijari Global Research

Mahat Zerhouni
+212 529 03 68 16
m.zerhouni@attijari.ma

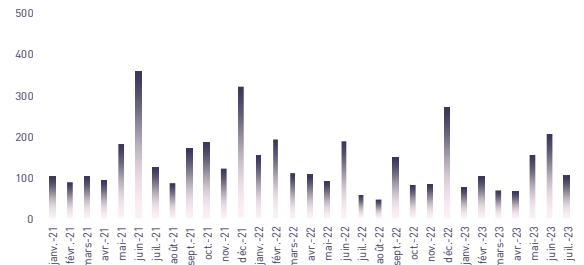
Attijari Intermédiation

Anis Hares
+212 529 03 68 34
Alae Yahya
+212 529 03 68 15
Sofia Mohcine
+212 529 03 68 21

MASI INDEX EVOLUTION (pts)



ADV- MONTHLY BASIS VOLUME (MAD Mn)



KEY ECONOMIC RELEASES/EVENTS OVER THE WEEK

| Aug. 25th | 2023

Stokvis : The EGM approved the decision related to the continuity of operations.

| Aug. 24th | 2023

In H1 2023, Delta Holding recorded a consolidated revenue of MAD 1,323 Mn, rising by 4.4%.

| Aug. 23rd | 2023

According to Bank Al-Maghrib, the property price index (PPI) rose by 0.1% in Q2 2023 compared to the same quarter of the previous year.

| Aug. 22nd | 2023

In July 2023, the Consumer Prices Index stands at 4.9% after 5.5% in June, 7.1% in May and 7.8% in April.



Attijari
Global Research



CASABLANCA CLOSING

EQUITY

DAILY STOCK ON AUGUST 25th, 2023

| 25/08/2023 | Close | Day | YTD | Max 2023 | Min 2023 | Quantity | P/E 22R | P/B 22R | D/Y 22R |
|---------------------|----------|--------|---------|----------|----------|----------|---------|---------|---------|
| Addoha | 10,13 | 0,00% | 61,31% | 10,98 | 5,50 | 30 474 | N.S | 0,5 | 0,0% |
| AFMA | 1 310,0 | 1,55% | 0,77% | 1 341,0 | 1 200,0 | 1 | 22,1 | 28,6 | 4,2% |
| Afric Industries | 358,95 | 0,00% | 5,88% | 375,00 | 326,00 | 0 | 16,9 | 2,3 | 5,6% |
| Afrikaia Gaz | 4 400,0 | 0,00% | -5,38% | 4 710,0 | 3 706,0 | 34 | 29,3 | 5,1 | 3,2% |
| Agma | 6 699,00 | 3,06% | 10,36% | 6 699,00 | 5 650,00 | 2 | 23,6 | 10,2 | 3,9% |
| Akdital | 400,0 | -0,78% | 44,93% | 408,5 | 270,5 | 7 012 | N.S | 9,3 | 0,8% |
| Alliances | 86,45 | -0,05% | 66,25% | 88,60 | 42,98 | 7 913 | 10,7 | 0,6 | 0,0% |
| Aluminium du Maroc | 1 294,0 | -1,97% | -8,74% | 1 400,0 | 1 211,0 | 78 | N.S | 2,2 | 5,4% |
| Aradei Capital | 431,20 | 0,23% | 6,47% | 463,00 | 385,00 | 5 | 21,3 | 1,1 | 4,5% |
| AtlantaSanad | 119,0 | -0,83% | -4,80% | 135,0 | 113,5 | 1 555 | 17,3 | 3,3 | 4,6% |
| Attijariwafa bank | 451,50 | 0,04% | 15,18% | 461,00 | 355,05 | 8 630 | 16,0 | 1,8 | 3,4% |
| Auto Hall | 79,5 | 0,63% | 22,31% | 82,5 | 63,0 | 110 | 40,0 | 2,4 | 4,4% |
| Auto Nejma | 1 692,00 | 0,00% | -6,88% | 1 817,00 | 1 650,00 | 0 | 9,3 | 1,6 | 7,4% |
| Balima | 161,2 | 0,00% | -2,30% | 173,0 | 149,5 | 0 | 15,2 | 2,2 | 3,4% |
| BCP | 254,10 | -0,37% | 10,00% | 266,00 | 194,60 | 15 818 | 18,8 | 1,4 | 3,5% |
| BoA | 179,9 | 0,00% | 4,59% | 185,0 | 159,0 | 0 | 16,3 | 1,5 | 2,2% |
| BMCI | 480,00 | -2,04% | 35,44% | 510,00 | 305,00 | 748 | 27,9 | 0,9 | 3,8% |
| Cartier Saada | 23,9 | 0,84% | -9,81% | 27,7 | 23,2 | 401 | 41,9 | 0,9 | 0,0% |
| CIH | 350,00 | -0,57% | 15,13% | 377,00 | 282,00 | 4 126 | 16,0 | 1,9 | 4,0% |
| Cimar | 1 485,0 | 0,41% | 16,02% | 1 585,0 | 1 171,0 | 10 | 23,7 | 6,5 | 4,0% |
| CMT | 1 980,00 | -0,45% | 17,86% | 2 005,00 | 1 459,00 | 30 | 14,1 | 4,8 | 3,0% |
| Colorado | 44,0 | 1,15% | -3,30% | 46,0 | 40,0 | 6 | 20,1 | 2,2 | 4,5% |
| Cosumar | 208,00 | 2,97% | 9,47% | 218,55 | 163,40 | 101 | 23,8 | 3,5 | 3,4% |
| Crédit du Maroc | 730,0 | 0,00% | 21,67% | 780,0 | 502,0 | 0 | 19,6 | 1,2 | 3,7% |
| CTM | 620,00 | 0,40% | -8,31% | 676,20 | 586,60 | 175 | 21,4 | 2,6 | 4,0% |
| Dari Couspate | 3 790,0 | 0,00% | -4,17% | 3 955,0 | 3 283,0 | 0 | N.S | 3,3 | 2,2% |
| Delattre Levivier | 40,00 | 0,00% | -6,76% | 42,90 | 40,00 | 0 | N.S | N.S | 0,0% |
| Delta Holding | 31,0 | 0,00% | 29,17% | 33,5 | 20,3 | 3 124 | 16,3 | 1,2 | 4,5% |
| Diac Salaf | 26,25 | 0,00% | 0,00% | 26,25 | 26,25 | 0 | N.S | N.S | 0,0% |
| Disty Technologies | 197,0 | 0,00% | -6,19% | 209,9 | 176,1 | 0 | N.S | 1,8 | 5,1% |
| Disway | 710,00 | 0,85% | 5,97% | 750,00 | 620,00 | 1 064 | 15,8 | 2,0 | 4,9% |
| Ennaki | 32,4 | 1,09% | 3,25% | 35,5 | 29,0 | 12 | 6,8 | 1,5 | 5,7% |
| Eqdom | 1 109,00 | -3,98% | 30,47% | 1 160,00 | 800,00 | 30 | 21,0 | 1,2 | 5,0% |
| Fenie Brossette | 108,0 | 0,00% | -13,57% | 129,0 | 103,0 | 0 | 7,6 | 1,2 | 0,0% |
| HPS | 5 945,00 | 0,35% | -8,54% | 6 500,00 | 5 400,00 | 132 | 35,7 | 6,6 | 1,0% |
| IAM | 105,5 | -0,19% | 11,05% | 114,5 | 75,6 | 20 682 | 15,9 | 5,6 | 2,1% |
| IB Maroc | 25,65 | 0,00% | -17,18% | 32,19 | 18,20 | 325 | N.S | N.S | 0,0% |
| Immoyente | 95,1 | -0,99% | -1,30% | 99,4 | 94,0 | 1 330 | N.S | 1,2 | 5,8% |
| Involys | 96,50 | 0,00% | -7,17% | 103,95 | 91,00 | 0 | N.S | 0,4 | 0,0% |
| Jet Contractors | 269,5 | 0,19% | 30,83% | 273,5 | 186,6 | 4 534 | 32,9 | 0,8 | 0,0% |
| Label Vie | 4 790,00 | 3,03% | 3,01% | 4 855,00 | 4 010,00 | 137 | 18,5 | 4,8 | 1,8% |
| LafargeHolcim Maroc | 1 775,0 | -0,22% | 31,48% | 1 820,0 | 1 187,0 | 180 | 29,9 | 3,7 | 3,7% |
| Lesieur | 250,00 | 0,00% | 8,70% | 258,85 | 220,00 | 0 | 33,5 | 3,6 | 1,8% |
| M2M Group | 696,1 | 0,00% | -11,77% | 789,0 | 690,0 | 0 | 13,4 | 2,3 | 0,0% |
| Maghreb Oxygène | 233,50 | -3,91% | -4,60% | 280,00 | 184,40 | 5 | 12,4 | 0,7 | 1,7% |
| Maghrébaïl | 925,0 | 0,00% | 2,89% | 940,0 | 855,0 | 0 | 10,8 | 1,2 | 5,4% |
| Managem | 1 820,00 | 0,00% | -28,06% | 2 770,00 | 1 820,00 | 170 | 11,3 | 2,5 | 1,6% |
| Maroc Leasing | 371,5 | 0,00% | 5,24% | 384,8 | 337,0 | 0 | 15,0 | 1,0 | 3,8% |
| Marsa Maroc | 268,00 | -0,35% | 24,07% | 277,95 | 181,00 | 28 281 | 24,1 | 8,7 | 3,0% |
| Med Paper | 27,0 | 2,35% | -0,99% | 28,5 | 22,6 | 1 600 | 17,4 | N.S | 0,0% |
| Microdata | 525,00 | -3,30% | -3,10% | 552,50 | 492,00 | 1 071 | 20,7 | 5,3 | 4,8% |
| Mutandis | 239,1 | -0,79% | 9,68% | 247,0 | 190,0 | 840 | 22,2 | 2,2 | 3,6% |
| Oulmès | 1 527,00 | 0,00% | -1,74% | 1 590,00 | 1 300,00 | 0 | N.S | 4,5 | 1,1% |
| Promopharm | 1 018,0 | 0,00% | -4,68% | 1 068,0 | 933,0 | 0 | 13,5 | 2,2 | 3,9% |
| Rebab | 78,80 | 0,00% | -30,57% | 113,50 | 78,80 | 0 | N.S | 1,6 | 0,0% |
| RDS | 16,5 | -0,24% | -8,61% | 19,4 | 10,0 | 18 436 | N.S | 0,1 | 0,0% |
| Risma | 221,00 | -0,45% | 93,86% | 228,75 | 107,05 | 4 262 | 20,8 | 2,6 | 0,0% |
| S2M | 167,1 | 0,00% | -17,69% | 203,0 | 163,0 | 0 | 6,7 | 2,7 | 0,0% |
| SANLAM Maroc | 1 106,00 | -1,69% | 11,72% | 1 230,00 | 841,00 | 36 | N.S | 0,9 | 3,2% |
| Salafin | 570,0 | 0,00% | 0,00% | 650,0 | 490,0 | 0 | 20,8 | 2,1 | 4,7% |
| Samir | 127,80 | 0,00% | 0,00% | 127,80 | 127,80 | 0 | N.S | N.S | 0,0% |
| SBM | 2 805,0 | -2,94% | 16,97% | 2 900,0 | 2 045,0 | 5 | 19,9 | 4,6 | 5,2% |
| SMI | 1 301,00 | 0,00% | -14,41% | 1 519,00 | 1 175,00 | 345 | N.S | 1,8 | 0,0% |
| SNEP | 599,9 | 1,16% | -3,24% | 630,0 | 470,0 | 188 | 16,6 | 1,6 | 2,7% |
| Sonasid | 561,00 | -0,71% | 7,88% | 610,00 | 468,10 | 5 263 | 25,5 | 1,2 | 5,3% |
| Sothema | 1 180,0 | -0,84% | -10,61% | 1 450,0 | 1 127,0 | 300 | 31,9 | 6,2 | 2,1% |
| SRM | 148,50 | 0,00% | -1,00% | 155,65 | 124,00 | 0 | 17,7 | 0,3 | 0,0% |
| Stokvis | 12,1 | -4,29% | -23,23% | 15,8 | 10,7 | 532 | N.S | N.S | 0,0% |
| Stroc Industrie | 34,80 | 0,00% | -12,39% | 41,33 | 30,60 | 510 | N.S | N.S | 0,0% |
| TAQA Morocco | 1 120,0 | 2,56% | 2,00% | 1 150,0 | 882,0 | 773 | 20,3 | 4,2 | 3,1% |
| TGCC | 142,00 | -2,67% | 13,60% | 152,90 | 110,00 | 14 288 | 18,3 | 3,4 | 4,2% |
| Timar | 550,0 | 0,02% | 205,56% | 550,0 | 175,0 | 5 | 13,3 | 1,2 | 0,0% |
| Total Maroc | 1 270,00 | 1,20% | -2,16% | 1 350,00 | 1 100,00 | 144 | 23,3 | 3,8 | 4,4% |
| UNIMER | 159,0 | 0,00% | -3,20% | 160,0 | 140,6 | 0 | 39,5 | 1,5 | 0,6% |
| Wafa Assurance | 4 000,00 | 0,50% | 6,38% | 4 249,00 | 3 001,00 | 30 | 18,0 | 1,5 | 3,3% |
| Zellidja | 88,0 | 0,00% | 20,96% | 88,0 | 75,6 | 0 | 6,5 | 0,9 | 0,0% |
| MASI | 11 898,6 | 0,18% | 10,99% | 12 203,9 | 9 718,0 | - | 19,1 | 3,5 | 3,0% |

Multiples reflect 2022 realized results reported to the current stock market capitalization



Attijari
Global Research



CASABLANCA CLOSING

EQUITY

FY 2022 FINANCIAL FIGURES

| MAD Mn | Turnover | | | EBIT | | | Net Income (Group Share) | | |
|-------------------------------|----------|--------|--------|--------|--------|--------------|--------------------------|-------|-------------|
| | 2022 | 2021 | Change | 2022 | 2021 | Change | 2022 | 2021 | Change |
| Maroc Telecom | 35 731 | 35 790 | -0,2% | 11 468 | 11 586 | -1,0% | 5 820 | 6 014 | -3,2% |
| Cosumar | 10 433 | 9 113 | 14,5% | 1 294 | 1 408 | -8,1% | 826 | 763 | 8,2% |
| SBM | 2 910 | 2 697 | 7,9% | 647 | 542 | 19,3% | 399 | 335 | 19,1% |
| Lesieur Cristal | 6 897 | 4 863 | 41,8% | 463 | 309 | 49,8% | 206 | 140 | 47,1% |
| Mutandis | 2 329 | 1 685 | 38,2% | 175 | 133 | 31,7% | 100 | 60 | 66,0% |
| Dari Couspate | 782 | 698 | 12,0% | 12 | 67 | -82,1% | 20 | 42 | -52,8% |
| Oulmès | 2 196 | 1 734 | 26,6% | 117 | 121 | -3,8% | 61 | 41 | 49,1% |
| Unimer | 1 368 | 1 026 | 33,3% | 74 | -7 | MAD +80 Mn | 46 | -94 | MAD +140 Mn |
| Attijariwafa bank | 26 313 | 24 380 | 7,9% | 11 399 | 9 484 | 20,2% | 6 065 | 5 144 | 17,9% |
| BOA | 15 624 | 14 607 | 7,0% | 4 697 | 3 726 | 26,1% | 2 305 | 2 007 | 14,8% |
| BCP | 20 609 | 20 087 | 2,6% | 5 582 | 4 526 | 23,3% | 2 750 | 1 765 | 55,8% |
| Crédit du Maroc | 2 569 | 2 460 | 4,4% | 759 | 1 061 | -28,5% | 404 | 627 | -35,6% |
| CIH Bank | 3 518 | 3 107 | 13,2% | 1 067 | 932 | 14,4% | 669 | 603 | 11,0% |
| BMCI | 3 054 | 3 044 | 0,3% | 420 | 338 | 24,2% | 229 | 194 | 17,8% |
| SANLAM Maroc | 5 955 | 5 621 | 5,9% | -205 | 994 | MAD -1199 Mn | -70 | 607 | MAD -677 Mn |
| Wafa Assurance | 11 639 | 9 785 | 18,9% | 1 092 | 485 | 125,3% | 776 | 424 | 83,0% |
| AtlantaSanad | 5 465 | 5 478 | -0,2% | 731 | 659 | 10,9% | 414 | 417 | -0,7% |
| AFMA | 244 | 222 | 9,8% | 100 | 93 | 6,8% | 59 | 58 | 2,5% |
| AGMA | 152 | 141 | 7,5% | 83 | 79 | 5,0% | 57 | 52 | 9,4% |
| TGCC | 5 178 | 3 626 | 42,8% | 399 | 364 | 9,6% | 245 | 236 | 3,9% |
| Delta Holding | 2 792 | 2 538 | 10,0% | 312 | 261 | 19,6% | 166 | 172 | -3,4% |
| SNEP | 1 107 | 1 083 | 2,3% | 173 | 213 | -18,7% | 87 | 126 | -31,1% |
| Sonasid | 4 888 | 4 494 | 8,8% | 163 | 167 | -2,4% | 86 | 108 | -20,3% |
| Colorado | 610 | 574 | 6,2% | 60 | 55 | 8,4% | 35 | 33 | 6,6% |
| Aluminium du Maroc | 1 419 | 1 172 | 21,0% | 123 | 128 | -3,8% | 5 | 18 | -75,3% |
| Jet Contractors | 1 800 | 1 680 | 7,1% | 129 | 106 | 21,6% | 25 | 11 | 129,7% |
| LafargeHolcim Maroc | 7 985 | 8 195 | -2,6% | 2 696 | 3 496 | -22,9% | 1 392 | 2 010 | -30,8% |
| Ciments du Maroc | 4 068 | 4 146 | -1,9% | 1 327 | 1 620 | -18,1% | 905 | 1 197 | -24,4% |
| Alliances | 1 604 | 1 414 | 13,4% | 321 | 260 | 23,6% | 178 | 119 | 49,5% |
| RDS | 543 | 776 | -30,0% | -26 | 49 | MAD -75 Mn | -61 | -17 | MAD -44 Mn |
| Addoha | 1 378 | 1 197 | 15,1% | 127 | -144 | MAD +270 Mn | 38 | -88 | MAD +126 Mn |
| Taqi Morocco | 13 604 | 7 812 | 74,1% | 2 913 | 2 431 | 19,8% | 1 303 | 1 005 | 29,6% |
| TotalEnergies Marketing Maroc | 19 719 | 12 870 | 53,2% | 730 | 1 311 | -44,3% | 488 | 935 | -47,8% |
| Afriquia Gaz | 9 510 | 7 132 | 33,3% | 882 | 681 | 29,4% | 517 | 504 | 2,6% |
| Label Vie | 13 947 | 11 758 | 18,6% | 752 | 631 | 19,2% | 748 | 407 | 83,8% |
| Auto Hall | 4 831 | 5 084 | -5,0% | 259 | 460 | -43,7% | 100 | 264 | -62,1% |
| Auto Nejma | 2 101 | 2 319 | -9,4% | 287 | 225 | 27,5% | 187 | 146 | 28,5% |
| Marsa Maroc | 3 949 | 3 592 | 9,9% | 1 363 | 1 129 | 20,7% | 817 | 666 | 22,6% |
| Managem | 9 645 | 7 423 | 29,9% | 1 993 | 1 317 | 51,3% | 1 615 | 862 | 87,4% |
| CMT | 592 | 462 | 28,1% | 296 | 190 | 55,7% | 236 | 152 | 54,7% |
| SMI | 798 | 689 | 15,8% | 33 | -68 | MAD +101 Mn | 35 | -67 | MAD +102 Mn |
| Disway | 1 950 | 1 824 | 6,9% | 122 | 169 | -27,5% | 85 | 108 | -21,3% |
| Disty Technologies | 497 | 456 | 8,9% | 26 | 32 | -18,0% | 4 | 18 | -77,4% |
| HPS | 981 | 797 | 23,1% | 163 | 144 | 13,2% | 117 | 99 | 18,4% |
| Microdata | 695 | 564 | 23,3% | 104 | 77 | 35,7% | 43 | 46 | -6,5% |
| S2M | 280 | 263 | 6,2% | 22 | 59 | -62,0% | 20 | 3 | MAD +18 Mn |
| Involys | 40 | 36 | 9,9% | 5 | 3 | 54,2% | -0,1 | 0,005 | MAD 0 Mn |
| M2M Group | 62 | 54 | 14,8% | -45 | -29 | MAD -17 Mn | 34 | -20 | MAD +53 Mn |
| Maghrebaïl | 441 | 363 | 21,4% | 211 | 173 | 21,8% | 119 | 99 | 20,1% |
| Maroc Leasing | 334 | 371 | -9,9% | 154 | 149 | 2,9% | 69 | 91 | -24,1% |
| Salafin | 399 | 389 | 2,6% | 147 | 137 | 7,3% | 86 | 85 | 1,2% |
| Eqdom | 590 | 581 | 1,6% | 174 | 111 | 57,4% | 88 | 33 | 165,3% |
| Aradeï Capital | 486 | 421 | 15,4% | 438 | 488 | -10,2% | 227 | 344 | -34,0% |
| Akdital | 1 035 | 770 | 34,4% | 177 | 120 | 47,7% | 88 | 48 | 82,3% |
| Sothema | 2 302 | 2 056 | 12,0% | 442 | 421 | 5,0% | 267 | 279 | -4,4% |
| Ennaki Automobiles | 1 931 | 1 827 | 5,7% | 216 | 147 | 46,2% | 144 | 109 | 32,4% |
| Promopharm | 705 | 630 | 11,8% | 134 | 105 | 27,8% | 75 | 69 | 9,1% |
| CTM | 605 | 530 | 14,2% | 6 | 25 | -77,2% | 35 | 35 | 0,7% |
| Maghreb Oxygène | 291 | 274 | 6,2% | 17 | 23 | -26,2% | 15 | 18 | -15,1% |
| Timar | 665 | 543 | 22,4% | 30 | 28 | 6,0% | 12 | 12 | 1,5% |
| Balima | 49 | 47 | 3,9% | 9 | 12 | -20,5% | 18 | 10 | 87,0% |
| Med Paper | 135 | 79 | 70,6% | 14 | -3 | MAD +16 Mn | 7 | 9 | -21,7% |
| Afric Industries | 40 | 47 | -14,9% | 9 | 13 | -30,6% | 6 | 5 | 17,4% |
| Immorente Invest | 67 | 70 | -4,3% | 19 | 23 | -17,8% | 8 | 4 | 121,0% |
| Fenie Brossette | 569 | 532 | 7,0% | 19 | 6 | MAD +13 Mn | 21 | 4 | MAD +17 Mn |
| SRM | 360 | 287 | 25,4% | 6 | 5 | 28,7% | 3 | -1 | MAD +4 Mn |
| Zellidja | 569 | 536 | 6,2% | 15 | -22 | MAD +37 Mn | 8 | -2 | MAD +10 Mn |
| Rebab Company | 0,03 | 0,05 | -33,3% | -0,37 | -0,37 | MAD +0 Mn | -0,22 | -4,12 | MAD +4 Mn |
| Stroc Industrie | 77 | 58 | 34,3% | 1 | -5 | MAD +6 Mn | -15 | -11 | MAD -4 Mn |
| IB Maroc.com | NC | NC | - | NC | NC | - | NC | NC | - |
| Stokvis Nord Afrique | 222 | 348 | -36,2% | -46 | 6 | MAD -51 Mn | -184 | -29 | MAD -154 Mn |
| Risma | 1 037 | 525 | 97,5% | 204 | -84 | MAD +288 Mn | 152 | -172 | MAD +324 Mn |
| DLM | NC | NC | - | NC | NC | - | NC | NC | - |





CASABLANCA CLOSING

EQUITY

2022 DIVIDENDS

| Stock | DPS 2022 | DPS 2021 | Change | GM Date | Ex-Dividend Date | Date of payment |
|-------------------------------|---------------------------|---------------------------|--------|------------|------------------|-----------------|
| Addoha | - | - | - | 27/06/2023 | | |
| AFMA | 55 | 54 | 1,9% | 15/06/2023 | 28/08/2023 | 06/09/2023 |
| Afric Industries | 20 | 22 | -9,1% | 20/06/2023 | 21/07/2023 | 31/07/2023 |
| Afriquia Gaz | 140 | 140 | 0,0% | 08/05/2023 | 22/05/2023 | 31/05/2023 |
| Agma | 255 | 250 | 2,0% | 24/05/2023 | 13/07/2023 | 27/07/2023 |
| Akdital | 3,25 | 2,00 | 62,5% | 08/06/2023 | 28/07/2023 | 08/08/2023 |
| Alliances | - | - | - | 26/06/2023 | | |
| Aluminium du Maroc | 70 | 110 | -36,4% | 22/06/2023 | 13/07/2023 | 25/07/2023 |
| Aradei Capital | 5,42 | 1,05 | | 09/05/2023 | 01/06/2023 | 12/06/2023 |
| | 13,78 [Extraordinary DPS] | 17,17 [Extraordinary DPS] | 5,4% | | | |
| AtlantaSanad | 5,5 | 5,2 | 5,8% | 25/05/2023 | 12/06/2023 | 21/06/2023 |
| Attijariwafa bank | 15,5 | 15,0 | 3,3% | 24/05/2023 | 03/07/2023 | 12/07/2023 |
| Auto Hall | 3,5 | 3,5 | 0,0% | 31/05/2023 | 20/06/2023 | 03/07/2023 |
| Auto Nejma | 110 | 86 | 45,3% | 07/04/2023 | 18/04/2023 | 28/04/2023 |
| | 15 [Extraordinary DPS] | | | | | |
| Balima | 5,5 | 5 | 10,0% | 20/06/2023 | 13/07/2023 | 27/07/2023 |
| BCP | 9,0 | 8,5 | 5,9% | 27/06/2023 | 13/07/2023 | 26/07/2023 |
| BOA | 4 | 4 | 0,0% | 20/06/2023 | 06/07/2023 | 17/07/2023 |
| BMCI | 18 | 10 | 80,0% | 26/06/2023 | 13/07/2023 | 27/07/2023 |
| Cartier Saada | - | - | - | 06/09/2023 | | |
| Crédit du Maroc | 27 | 26 | 4,2% | 20/06/2023 | 13/07/2023 | 27/07/2023 |
| CIH Bank | 14,0 | 14 | 0,0% | 15/06/2023 | 04/07/2023 | 13/07/2023 |
| Cimar | 60 | 95 | -36,8% | 30/05/2023 | 06/07/2023 | 17/07/2023 |
| CMT | 60 | 88 | -31,8% | 27/06/2023 | 23/08/2023 | 01/09/2023 |
| Colorado | 2 | 2 | -1,5% | 22/05/2023 | 09/06/2023 | 20/06/2023 |
| Cosumar | 7,0 | 6 | 16,7% | 08/06/2023 | 06/07/2023 | 17/07/2023 |
| CTM | 25 | 22 | 13,6% | 26/06/2023 | 14/09/2023 | 25/09/2023 |
| Dari Couspate | 85,0 | 95 | -10,5% | 23/06/2023 | 21/07/2023 | 31/07/2023 |
| Delta Holding | 1,4 | 1,3 | 7,7% | 16/05/2023 | 11/07/2023 | 21/07/2023 |
| Disty Technologies | 10 | 15 | -33,3% | 15/06/2023 | 28/07/2023 | 08/08/2023 |
| Disway | 35 | 40 | -53,3% | 30/05/2023 | 22/06/2023 | 05/07/2023 |
| | | 30 [Extraordinary DPS] | | | | |
| Delattre Levivier Maroc | - | - | - | | | |
| Ennaki Automobiles | 1,9 | 1,9 | 2,2% | 25/04/2023 | 21/06/2023 | 04/07/2023 |
| Eqdom | 55,0 | 40 | 37,5% | 30/05/2023 | 20/06/2023 | 03/07/2023 |
| Fenie Brossette | - | - | - | 22/06/2023 | | |
| HPS | 60,0 | 55 | 9,1% | 22/06/2023 | 05/07/2023 | 14/07/2023 |
| IB Maroc | - | - | - | | | |
| Immorente | 1,0 | 5,5 | 0,0% | 07/04/2023 | 18/04/2023 | 28/04/2023 |
| | 2,0 | | | | 15/06/2023 | 26/06/2023 |
| | 1,0 | | | | | 01/09/2023 |
| | 1,0 | | | | | 01/12/2023 |
| Involys | 0,0 | 5,0 | - | 15/06/2023 | | |
| Jet Contractors | - | - | - | 19/03/2023 | | |
| Label Vie | 86,38 | 70,4 | | 15/06/2023 | 03/07/2023 | 12/07/2023 |
| | | 69,1 [Extraordinary DPS] | -38,1% | | | |
| LafargeHolcim Maroc | 66 | 66 | 0,0% | 27/06/2023 | 13/07/2023 | 27/07/2023 |
| Lesieur | 4,5 | 3,5 | 28,6% | 10/05/2023 | 06/07/2023 | 14/07/2023 |
| M2M Group | - | - | - | 21/06/2023 | | |
| Maghreb Oxygène | 4,0 | 4,0 | 0,0% | 18/04/2023 | 02/05/2023 | 11/05/2023 |
| Maghrébail | 50 | 50 | 0,0% | 09/05/2023 | 04/07/2023 | 13/07/2023 |
| Managem | 30 | 20 | 50,0% | 31/05/2023 | 06/07/2023 | 14/07/2023 |
| Maroc Leasing | 14 | 14 | 0,0% | 26/06/2023 | | |
| IAM | 2,19 | 4,78 | -54,2% | 31/03/2023 | 06/09/2023 | 15/09/2023 |
| Marsa Maroc | 8,0 | 7,2 | 11,1% | 20/06/2023 | 13/07/2023 | 26/07/2023 |
| Med Paper | - | - | - | 26/06/2023 | | |
| Microdata | 25 | 27 | -7,4% | 21/06/2023 | 12/07/2023 | 24/07/2023 |
| Mutandis | 8,5 | 8,5 | 0,0% | 03/04/2023 | 20/06/2023 | 03/07/2023 |
| TGCC | 6,0 | 5,5 | 9,1% | 20/06/2023 | 25/07/2023 | 03/08/2023 |
| Outmès | 16,5 | 12,0 | 37,5% | 18/05/2023 | 19/06/2023 | 28/06/2023 |
| Promopharm | 40 | 40 | 0,0% | 21/06/2023 | 11/09/2023 | 20/09/2023 |
| RDS | - | - | - | 27/06/2023 | | |
| Rebab Company | - | - | - | 26/06/2023 | | |
| Risma | - | - | - | 13/06/2023 | | |
| S2M | - | - | - | 22/06/2023 | | |
| SANLAM Maroc | 36 | 35 | 2,9% | 10/05/2023 | 22/08/2023 | 31/08/2023 |
| Salafin | 13,50 | 26,55 | -48,1% | 09/05/2023 | 22/05/2023 | 31/05/2023 |
| | 13,50 [Extraordinary DPS] | 25,45 [Extraordinary DPS] | | | | |
| SBM | 145,5 | 113,0 | 28,8% | 09/05/2023 | 06/06/2023 | 15/06/2023 |
| SMI | - | - | - | 31/05/2023 | | |
| SNEP | 16 | 20 | -20,0% | 27/06/2023 | 14/09/2023 | 25/09/2023 |
| Sonasis | 30 | 38 | -21,1% | 22/06/2023 | 21/07/2023 | 31/07/2023 |
| Sothema | 25 | 25 | 0,0% | 25/05/2023 | 03/07/2023 | 11/07/2023 |
| SRM | - | - | - | 20/06/2023 | | |
| Stokvis | - | - | - | 15/06/2023 | | |
| Stroc Industrie | - | - | - | 19/05/2023 | | |
| Taga Morocco | 35 | 35 | 0,0% | 23/05/2023 | | 22/09/2023 |
| Timar | 0 | 8 | - | 22/06/2023 | | |
| TotalEnergies Marketing Maroc | 56 | 56 | - | 01/06/2023 | 19/06/2023 | 27/06/2023 |
| Unimer | 1 | - | - | 22/06/2023 | 13/09/2022 | 22/09/2023 |
| Wafa Assurance | 130 | 120 | 8,3% | 10/05/2023 | 08/06/2023 | 19/06/2023 |
| Zellidja | - | - | - | 26/06/2023 | | |

Attijari Global Research

Mahat Zerhouni
+212 529 03 68 16
m.zerhouni@attijari.ma

Attijari Intermédiation

Anis Hares
+212 529 03 68 34
Alae Yahya
+212 529 03 68 15
Sofia Mohcine
+212 522 49 59 52



Attijari
Global Research