

CASABLANCA CLOSING

EQUITY

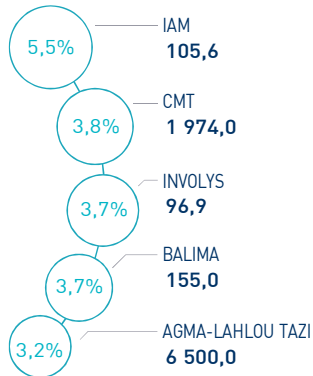
26 JULY 2023

MARKET INSIGHT

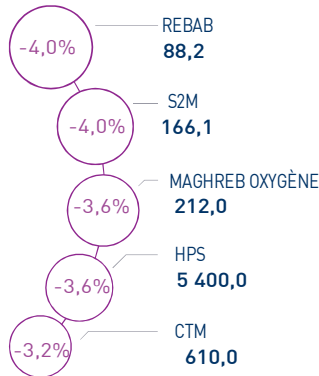
| | | | | | | | |
|-----------------|-------------------|------------------|----------------|-----------------|-------------------|-------------------|-------------------|
| MASI | 11 833 pts | MSI20 | 961 pts | CAPI | 614 MAD Bn | VOLUME | 122 MAD Mn |
| ↗ Daily | 0,50% | ↗ Daily | 0,45% | ↗ High | 614 | MC | 122 |
| ↗ YTD | 10,38% | ↗ YTD | 12,07% | ↘ Low | 439 | MB | - |

THE DAY IN REVIEW

TOP PERFORMERS



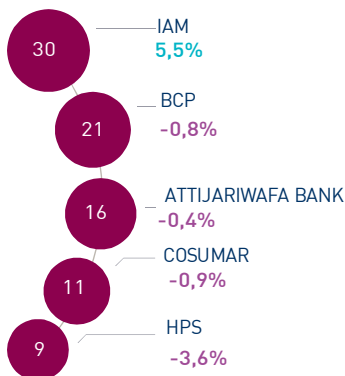
BOTTOM PERFORMERS



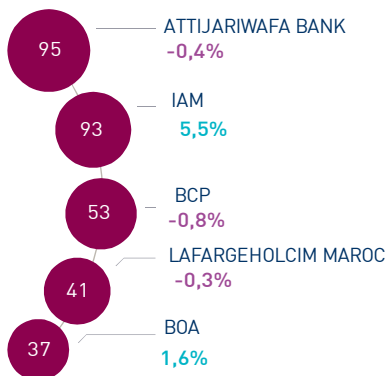
At the end of this trading session, the MASI index increased by 0.50% to 11,833 points. In this context, the annual performance stood at 10.38%.

Maroc Telecom topped the highest increases recording a gain of 5.5%. In the opposite, Rebab Company dropped by -4.0%, i.e. the strongest decline of this trading session.

MOST ACTIVE (MAD Mn)



LARGEST CAP (MAD Bn)



Volume traded on the central market reached MAD 122 Mn.

This was mainly driven by Maroc Telecom which monopolized almost 25% of the total flow.

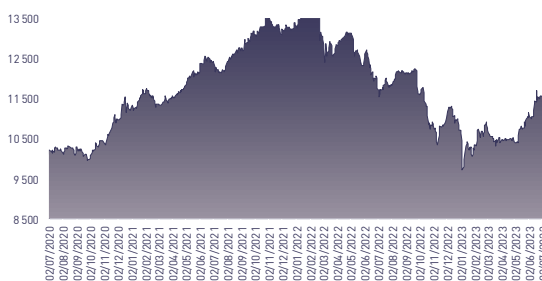
Attijari Global Research

Mahat Zerhouni
+212 529 03 68 16
m.zerhouni@attijari.ma

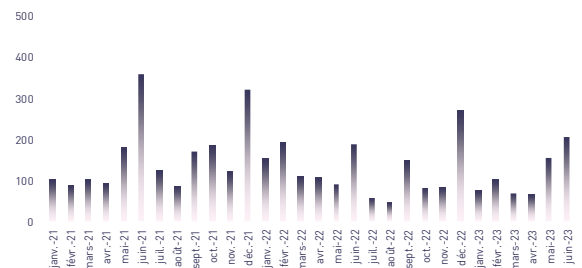
Attijari Intermédiation

Anis Hares
+212 529 03 68 34
Alae Yahya
+212 529 03 68 15
Sofia Mohcine
+212 529 03 68 21

MASI INDEX EVOLUTION (pts)



ADV- MONTHLY BASIS VOLUME (MAD Mn)



KEY ECONOMIC RELEASES/EVENTS OVER THE WEEK

| Jul. 26th | 2023

In H1 2023, recurring NIGS of Maroc Telecom increased by 2.3% to MAD 2,935 Mn.

| Jul. 26th | 2023

In Q2 2023, SRM's revenue amounted to MAD 70.7 Mn against MAD 101.3 Mn in Q2 2022, displaying a decrease of 30.3% y-o-y.

| Jul. 25th | 2023

Aradei Capital : Guaranteed bond loan issue by private placement for an amount of MAD 600 Mn.

| Jul. 25th | 2023

The shareholders of Immorante Invest are convened to an OGM to be held extraordinarily on September 7th 2023. The latter decides to payout an exceptional DPS MAD 2.0.



Attijari
Global Research



CASABLANCA CLOSING

EQUITY

DAILY STOCK ON JULY 26th, 2023

| 26/07/2023 | Close | Day | YTD | Max 2023 | Min 2023 | Quantity | P/E 22R | P/B 22R | D/Y 22R |
|---------------------|----------|--------|---------|----------|----------|----------|---------|---------|---------|
| Addoha | 9,95 | 0,61% | 58,44% | 10,98 | 5,50 | 77 242 | N.S | 0,5 | 0,0% |
| AFMA | 1 254,0 | 0,00% | -3,54% | 1 315,0 | 1 200,0 | 1 | 21,1 | 27,4 | 4,4% |
| Afric Industries | 359,95 | -0,15% | 6,18% | 375,00 | 326,00 | 787 | 17,0 | 2,3 | 5,6% |
| Afriquia Gaz | 4 635,0 | 3,00% | -0,32% | 4 699,0 | 3 706,0 | 19 | 30,8 | 5,3 | 3,0% |
| Agma | 6 500,00 | 3,17% | 7,08% | 6 500,00 | 5 650,00 | 10 | 22,9 | 9,9 | 4,0% |
| Akdital | 391,0 | 1,03% | 41,67% | 391,0 | 270,5 | 11 837 | N.S | 9,1 | 0,8% |
| Alliances | 82,01 | 0,01% | 57,71% | 88,60 | 42,98 | 50 281 | 10,2 | 0,6 | 0,0% |
| Aluminium du Maroc | 1 320,0 | -2,15% | -6,91% | 1 400,0 | 1 211,0 | 64 | N.S | 2,3 | 5,3% |
| Aradei Capital | 438,00 | 0,65% | 8,15% | 450,00 | 385,00 | 101 | 21,6 | 1,2 | 4,4% |
| AtlantaSanad | 120,7 | 0,17% | -3,44% | 135,0 | 113,5 | 40 | 17,6 | 3,3 | 4,6% |
| Attijariwafa bank | 446,00 | -0,44% | 13,78% | 449,90 | 355,05 | 36 932 | 15,8 | 1,7 | 3,5% |
| Auto Hall | 80,0 | -0,25% | 23,08% | 82,5 | 63,0 | 5 294 | 40,2 | 2,4 | 4,4% |
| Auto Nejma | 1 692,00 | 0,00% | -6,88% | 1 817,00 | 1 650,00 | 0 | 9,3 | 1,6 | 7,4% |
| Balima | 155,0 | 3,68% | -6,06% | 173,0 | 149,5 | 100 | 14,6 | 2,1 | 3,5% |
| BCP | 264,00 | -0,75% | 14,29% | 266,00 | 194,60 | 78 037 | 19,5 | 1,4 | 3,4% |
| BoA | 179,8 | 1,61% | 4,53% | 183,0 | 159,0 | 4 699 | 16,3 | 1,5 | 2,2% |
| BMCI | 460,00 | 0,00% | 29,80% | 510,00 | 305,00 | 131 | 26,7 | 0,8 | 3,9% |
| Cartier Saada | 24,7 | -0,20% | -6,83% | 27,7 | 23,2 | 14 | 43,3 | 0,9 | 0,0% |
| CIH | 350,00 | 0,00% | 15,13% | 377,00 | 282,00 | 0 | 16,0 | 1,9 | 4,0% |
| Cimar | 1 490,0 | -0,67% | 16,41% | 1 585,0 | 1 171,0 | 1 020 | 23,8 | 6,5 | 4,0% |
| CMT | 1 974,00 | 3,84% | 17,50% | 1 985,00 | 1 459,00 | 1 | 14,1 | 4,8 | 3,0% |
| Colorado | 43,8 | 0,46% | -3,74% | 46,0 | 40,0 | 1 209 | 20,0 | 2,2 | 4,6% |
| Cosumar | 200,00 | -0,89% | 5,26% | 201,80 | 163,40 | 52 690 | 22,9 | 3,3 | 3,5% |
| Crédit du Maroc | 722,0 | 0,00% | 20,33% | 780,0 | 502,0 | 0 | 19,4 | 1,2 | 3,7% |
| CTM | 610,00 | -3,17% | -9,79% | 676,20 | 586,60 | 10 | 21,1 | 2,5 | 4,1% |
| Dari Couspate | 3 645,0 | 0,00% | -7,84% | 3 955,0 | 3 283,0 | 0 | N.S | 3,2 | 2,3% |
| Delattre Levivier | 40,00 | 0,00% | -6,76% | 42,90 | 40,00 | 0 | N.S | N.S | 0,0% |
| Delta Holding | 33,5 | -0,06% | 39,38% | 33,5 | 20,3 | 2 066 | 17,6 | 1,3 | 4,2% |
| Diac Salaf | 26,25 | 0,00% | 0,00% | 26,25 | 26,25 | 0 | N.S | N.S | 0,0% |
| Disty Technologies | 205,2 | 0,59% | -2,29% | 209,9 | 176,1 | 722 | N.S | 1,9 | 4,9% |
| Disway | 697,00 | -0,13% | 4,03% | 750,00 | 620,00 | 22 | 15,5 | 1,9 | 5,0% |
| Ennaki | 32,0 | 0,00% | 1,98% | 35,5 | 29,0 | 913 | 6,7 | 1,5 | 5,8% |
| Eqdom | 999,00 | -0,10% | 17,53% | 1 009,00 | 800,00 | 1 427 | 18,9 | 1,1 | 5,5% |
| Fenie Brossette | 111,8 | -1,06% | -10,49% | 129,0 | 103,0 | 250 | 7,8 | 1,2 | 0,0% |
| HPS | 5 400,00 | -3,55% | -16,92% | 6 500,00 | 5 400,00 | 1 629 | 32,5 | 6,0 | 1,1% |
| IAM | 105,6 | 5,55% | 11,11% | 105,6 | 75,6 | 290 950 | 15,9 | 5,6 | 2,1% |
| IB Maroc | 25,00 | -1,57% | -19,28% | 32,19 | 18,20 | 2 034 | N.S | N.S | 0,0% |
| Immorente | 96,5 | 0,52% | 0,21% | 99,4 | 94,0 | 1 107 | N.S | 1,2 | 5,7% |
| Involys | 96,94 | 3,68% | -6,74% | 103,95 | 91,00 | 20 | N.S | 0,4 | 0,0% |
| Jet Contractors | 225,3 | -0,62% | 9,37% | 233,0 | 186,6 | 590 | 27,5 | 0,7 | 0,0% |
| Label Vie | 4 580,00 | -1,51% | -1,51% | 4 794,00 | 4 010,00 | 1 260 | 17,7 | 4,6 | 1,9% |
| LafargeHolcim Maroc | 1 755,0 | -0,34% | 30,00% | 1 820,0 | 1 187,0 | 2 760 | 29,5 | 3,6 | 3,8% |
| Lesieur | 250,10 | 0,04% | 8,74% | 258,85 | 220,00 | 30 | 33,5 | 3,6 | 1,8% |
| M2M Group | 700,0 | 0,00% | -11,28% | 789,0 | 698,0 | 330 | 13,5 | 2,3 | 0,0% |
| Maghreb Oxygène | 212,00 | -3,64% | -13,38% | 280,00 | 184,40 | 25 | 11,3 | 0,6 | 1,9% |
| Maghrébaïl | 925,5 | 0,00% | 2,95% | 940,0 | 855,0 | 0 | 10,8 | 1,2 | 5,4% |
| Managem | 1 953,00 | -1,86% | -22,81% | 2 770,00 | 1 856,00 | 415 | 12,1 | 2,7 | 1,5% |
| Maroc Leasing | 370,0 | 0,00% | 4,82% | 370,0 | 337,0 | 0 | 14,9 | 1,0 | 3,8% |
| Marsa Maroc | 270,00 | 0,00% | 25,00% | 270,00 | 181,00 | 4 680 | 24,3 | 8,8 | 3,0% |
| Med Paper | 26,0 | 1,88% | -4,66% | 28,5 | 22,6 | 1 151 | 16,7 | N.S | 0,0% |
| Microdata | 518,00 | 0,19% | -4,39% | 552,50 | 492,00 | 40 | 20,4 | 5,2 | 4,8% |
| Mutandis | 240,0 | 0,42% | 10,09% | 242,0 | 190,0 | 1 614 | 22,3 | 2,2 | 3,5% |
| Oulmès | 1 527,00 | 0,00% | -1,74% | 1 590,00 | 1 300,00 | 0 | N.S | 4,5 | 1,1% |
| Promopharm | 972,0 | 0,00% | -8,99% | 1 068,0 | 933,0 | 0 | 12,9 | 2,1 | 4,1% |
| Rebab | 88,23 | -3,99% | -22,26% | 113,50 | 88,23 | 2 | N.S | 1,8 | 0,0% |
| RDS | 18,3 | -3,07% | 1,67% | 19,4 | 10,0 | 36 157 | N.S | 0,1 | 0,0% |
| Risma | 184,00 | 0,00% | 61,40% | 184,00 | 107,05 | 42 | 17,3 | 2,2 | 0,0% |
| S2M | 166,1 | -3,99% | -18,16% | 203,0 | 165,7 | 24 | 6,6 | 2,7 | 0,0% |
| SANLAM Maroc | 1 060,00 | 0,00% | 7,07% | 1 060,00 | 841,00 | 0 | N.S | 0,9 | 3,3% |
| Salafin | 570,0 | 0,00% | 0,00% | 650,0 | 490,0 | 0 | 20,8 | 2,1 | 4,7% |
| Samir | 127,80 | 0,00% | 0,00% | 127,80 | 127,80 | 0 | N.S | N.S | 0,0% |
| SBM | 2 750,0 | 0,00% | 14,68% | 2 750,0 | 2 045,0 | 183 | 19,5 | 4,5 | 5,3% |
| SMI | 1 200,00 | 0,00% | -21,05% | 1 519,00 | 1 190,00 | 92 | N.S | 1,7 | 0,0% |
| SNEP | 574,0 | 1,09% | -7,42% | 627,7 | 470,0 | 2 721 | 15,8 | 1,5 | 2,8% |
| Sonasid | 572,00 | 0,35% | 10,00% | 610,00 | 468,10 | 2 156 | 26,0 | 1,2 | 5,2% |
| Sothema | 1 199,0 | 0,00% | -9,17% | 1 450,0 | 1 127,0 | 0 | 32,4 | 6,3 | 2,1% |
| SRM | 152,90 | -0,07% | 1,93% | 155,65 | 124,00 | 5 | 18,2 | 0,3 | 0,0% |
| Stokvis | 12,7 | 1,60% | -19,16% | 15,8 | 10,7 | 6 040 | N.S | N.S | 0,0% |
| Stroc Industrie | 33,16 | -0,15% | -16,52% | 41,33 | 30,60 | 241 | N.S | N.S | 0,0% |
| TAQA Morocco | 1 111,0 | 1,00% | 1,18% | 1 120,0 | 882,0 | 10 | 20,1 | 4,2 | 3,2% |
| TGCC | 149,90 | 0,91% | 19,92% | 152,90 | 110,00 | 2 554 | 19,3 | 3,6 | 4,0% |
| Timar | 460,0 | 0,00% | 155,56% | 460,0 | 175,0 | 0 | 11,1 | 1,0 | 0,0% |
| Total Maroc | 1 226,00 | -1,61% | -5,55% | 1 350,00 | 1 100,00 | 115 | 22,5 | 3,7 | 4,6% |
| UNIMER | 158,0 | 0,00% | -3,81% | 160,0 | 140,6 | 0 | 39,3 | 1,5 | 0,6% |
| Wafa Assurance | 4 000,00 | 0,00% | 6,38% | 4 249,00 | 3 001,00 | 451 | 18,0 | 1,5 | 3,3% |
| Zellidja | 88,0 | 0,00% | 20,96% | 88,0 | 75,6 | 0 | 6,5 | 0,9 | 0,0% |
| MASI | 11 832,9 | 0,50% | 10,38% | 11 832,9 | 9 718,0 | - | 19,0 | 3,5 | 3,0% |

Multiples reflect 2022 realized results reported to the current stock market capitalization



Attijari
Global Research



CASABLANCA CLOSING

EQUITY

FY 2022 FINANCIAL FIGURES

| MAD Mn | Turnover | | | EBIT | | | Net Income (Group Share) | | |
|-------------------------------|----------|--------|--------|--------|--------|--------------|--------------------------|-------|-------------|
| | 2022 | 2021 | Change | 2022 | 2021 | Change | 2022 | 2021 | Change |
| Maroc Telecom | 35 731 | 35 790 | -0,2% | 11 468 | 11 586 | -1,0% | 5 820 | 6 014 | -3,2% |
| Cosumar | 10 433 | 9 113 | 14,5% | 1 294 | 1 408 | -8,1% | 826 | 763 | 8,2% |
| SBM | 2 910 | 2 697 | 7,9% | 647 | 542 | 19,3% | 399 | 335 | 19,1% |
| Lesieur Cristal | 6 897 | 4 863 | 41,8% | 463 | 309 | 49,8% | 206 | 140 | 47,1% |
| Mutandis | 2 329 | 1 685 | 38,2% | 175 | 133 | 31,7% | 100 | 60 | 66,0% |
| Dari Couspate | 782 | 698 | 12,0% | 12 | 67 | -82,1% | 20 | 42 | -52,8% |
| Oulmès | 2 196 | 1 734 | 26,6% | 117 | 121 | -3,8% | 61 | 41 | 49,1% |
| Unimer | 1 368 | 1 026 | 33,3% | 74 | -7 | MAD +80 Mn | 46 | -94 | MAD +140 Mn |
| Attijariwafa bank | 26 313 | 24 380 | 7,9% | 11 399 | 9 484 | 20,2% | 6 065 | 5 144 | 17,9% |
| BOA | 15 624 | 14 607 | 7,0% | 4 697 | 3 726 | 26,1% | 2 305 | 2 007 | 14,8% |
| BCP | 20 609 | 20 087 | 2,6% | 5 582 | 4 526 | 23,3% | 2 750 | 1 765 | 55,8% |
| Crédit du Maroc | 2 569 | 2 460 | 4,4% | 759 | 1 061 | -28,5% | 404 | 627 | -35,6% |
| CIH Bank | 3 518 | 3 107 | 13,2% | 1 067 | 932 | 14,4% | 669 | 603 | 11,0% |
| BMCI | 3 054 | 3 044 | 0,3% | 420 | 338 | 24,2% | 229 | 194 | 17,8% |
| SANLAM Maroc | 5 955 | 5 621 | 5,9% | -205 | 994 | MAD -1199 Mn | -70 | 607 | MAD -677 Mn |
| Wafa Assurance | 11 639 | 9 785 | 18,9% | 1 092 | 485 | 125,3% | 776 | 424 | 83,0% |
| AtlantaSanad | 5 465 | 5 478 | -0,2% | 731 | 659 | 10,9% | 414 | 417 | -0,7% |
| AFMA | 244 | 222 | 9,8% | 100 | 93 | 6,8% | 59 | 58 | 2,5% |
| AGMA | 152 | 141 | 7,5% | 83 | 79 | 5,0% | 57 | 52 | 9,4% |
| TGCC | 5 178 | 3 626 | 42,8% | 399 | 364 | 9,6% | 245 | 236 | 3,9% |
| Delta Holding | 2 792 | 2 538 | 10,0% | 312 | 261 | 19,6% | 166 | 172 | -3,4% |
| SNEP | 1 107 | 1 083 | 2,3% | 173 | 213 | -18,7% | 87 | 126 | -31,1% |
| Sonasid | 4 888 | 4 494 | 8,8% | 163 | 167 | -2,4% | 86 | 108 | -20,3% |
| Colorado | 610 | 574 | 6,2% | 60 | 55 | 8,4% | 35 | 33 | 6,6% |
| Aluminium du Maroc | 1 419 | 1 172 | 21,0% | 123 | 128 | -3,8% | 5 | 18 | -75,3% |
| Jet Contractors | 1 800 | 1 680 | 7,1% | 129 | 106 | 21,6% | 25 | 11 | 129,7% |
| LafargeHolcim Maroc | 7 985 | 8 195 | -2,6% | 2 696 | 3 496 | -22,9% | 1 392 | 2 010 | -30,8% |
| Ciments du Maroc | 4 068 | 4 146 | -1,9% | 1 327 | 1 620 | -18,1% | 905 | 1 197 | -24,4% |
| Alliances | 1 604 | 1 414 | 13,4% | 321 | 260 | 23,6% | 178 | 119 | 49,5% |
| RDS | 543 | 776 | -30,0% | -26 | 49 | MAD -75 Mn | -61 | -17 | MAD -44 Mn |
| Addoha | 1 378 | 1 197 | 15,1% | 127 | -144 | MAD +270 Mn | 38 | -88 | MAD +126 Mn |
| Taqi Morocco | 13 604 | 7 812 | 74,1% | 2 913 | 2 431 | 19,8% | 1 303 | 1 005 | 29,6% |
| TotalEnergies Marketing Maroc | 19 719 | 12 870 | 53,2% | 730 | 1 311 | -44,3% | 488 | 935 | -47,8% |
| Afriquia Gaz | 9 510 | 7 132 | 33,3% | 882 | 681 | 29,4% | 517 | 504 | 2,6% |
| Label Vie | 13 947 | 11 758 | 18,6% | 752 | 631 | 19,2% | 748 | 407 | 83,8% |
| Auto Hall | 4 831 | 5 084 | -5,0% | 259 | 460 | -43,7% | 100 | 264 | -62,1% |
| Auto Nejma | 2 101 | 2 319 | -9,4% | 287 | 225 | 27,5% | 187 | 146 | 28,5% |
| Marsa Maroc | 3 949 | 3 592 | 9,9% | 1 363 | 1 129 | 20,7% | 817 | 666 | 22,6% |
| Managem | 9 645 | 7 423 | 29,9% | 1 993 | 1 317 | 51,3% | 1 615 | 862 | 87,4% |
| CMT | 592 | 462 | 28,1% | 296 | 190 | 55,7% | 236 | 152 | 54,7% |
| SMI | 798 | 689 | 15,8% | 33 | -68 | MAD +101 Mn | 35 | -67 | MAD +102 Mn |
| Disway | 1 950 | 1 824 | 6,9% | 122 | 169 | -27,5% | 85 | 108 | -21,3% |
| Disty Technologies | 497 | 456 | 8,9% | 26 | 32 | -18,0% | 4 | 18 | -77,4% |
| HPS | 981 | 797 | 23,1% | 163 | 144 | 13,2% | 117 | 99 | 18,4% |
| Microdata | 695 | 564 | 23,3% | 104 | 77 | 35,7% | 43 | 46 | -6,5% |
| S2M | 280 | 263 | 6,2% | 22 | 59 | -62,0% | 20 | 3 | MAD +18 Mn |
| Involys | 40 | 36 | 9,9% | 5 | 3 | 54,2% | -0,1 | 0,005 | MAD 0 Mn |
| M2M Group | 62 | 54 | 14,8% | -45 | -29 | MAD -17 Mn | 34 | -20 | MAD +53 Mn |
| Maghrebail | 441 | 363 | 21,4% | 211 | 173 | 21,8% | 119 | 99 | 20,1% |
| Maroc Leasing | 334 | 371 | -9,9% | 154 | 149 | 2,9% | 69 | 91 | -24,1% |
| Salafin | 399 | 389 | 2,6% | 147 | 137 | 7,3% | 86 | 85 | 1,2% |
| Eqdom | 590 | 581 | 1,6% | 174 | 111 | 57,4% | 88 | 33 | 165,3% |
| Aradei Capital | 486 | 421 | 15,4% | 438 | 488 | -10,2% | 227 | 344 | -34,0% |
| Akdital | 1 035 | 770 | 34,4% | 177 | 120 | 47,7% | 88 | 48 | 82,3% |
| Sothema | 2 302 | 2 056 | 12,0% | 442 | 421 | 5,0% | 267 | 279 | -4,4% |
| Ennaki Automobiles | 1 931 | 1 827 | 5,7% | 216 | 147 | 46,2% | 144 | 109 | 32,4% |
| Promopharm | 705 | 630 | 11,8% | 134 | 105 | 27,8% | 75 | 69 | 9,1% |
| CTM | 605 | 530 | 14,2% | 6 | 25 | -77,2% | 35 | 35 | 0,7% |
| Maghreb Oxygène | 291 | 274 | 6,2% | 17 | 23 | -26,2% | 15 | 18 | -15,1% |
| Timar | 665 | 543 | 22,4% | 30 | 28 | 6,0% | 12 | 12 | 1,5% |
| Balima | 49 | 47 | 3,9% | 9 | 12 | -20,5% | 18 | 10 | 87,0% |
| Med Paper | 135 | 79 | 70,6% | 14 | -3 | MAD +16 Mn | 7 | 9 | -21,7% |
| Afric Industries | 40 | 47 | -14,9% | 9 | 13 | -30,6% | 6 | 5 | 17,4% |
| Immorente Invest | 67 | 70 | -4,3% | 19 | 23 | -17,8% | 8 | 4 | 121,0% |
| Fenie Brossette | 569 | 532 | 7,0% | 19 | 6 | MAD +13 Mn | 21 | 4 | MAD +17 Mn |
| SRM | 360 | 287 | 25,4% | 6 | 5 | 28,7% | 3 | -1 | MAD +4 Mn |
| Zellidja | 569 | 536 | 6,2% | 15 | -22 | MAD +37 Mn | 8 | -2 | MAD +10 Mn |
| Rebab Company | 0,03 | 0,05 | -33,3% | -0,37 | -0,37 | MAD +0 Mn | -0,22 | -4,12 | MAD +4 Mn |
| Stroc Industrie | 77 | 58 | 34,3% | 1 | -5 | MAD +6 Mn | -15 | -11 | MAD -4 Mn |
| IB Maroc.com | NC | NC | - | NC | NC | - | NC | NC | - |
| Stokvis Nord Afrique | 222 | 348 | -36,2% | -46 | 6 | MAD -51 Mn | -184 | -29 | MAD -154 Mn |
| Risma | 1 037 | 525 | 97,5% | 204 | -84 | MAD +288 Mn | 152 | -172 | MAD +324 Mn |
| DLM | NC | NC | - | NC | NC | - | NC | NC | - |





CASABLANCA CLOSING

EQUITY

2022 DIVIDENDS

| Stock | DPS 2022 | DPS 2021 | Change | GM Date | Ex-Dividend Date | Date of payment |
|-------------------------------|---------------------------|---------------------------|--------|------------|------------------|-----------------|
| Addoha | - | - | - | 27/06/2023 | | |
| AFMA | 55 | 54 | 1,9% | 15/06/2023 | 28/08/2023 | 06/09/2023 |
| Afric Industries | 20 | 22 | -9,1% | 20/06/2023 | 21/07/2023 | 31/07/2023 |
| Afriquia Gaz | 140 | 140 | 0,0% | 08/05/2023 | 22/05/2023 | 31/05/2023 |
| Agma | 255 | 250 | 2,0% | 24/05/2023 | 13/07/2023 | 27/07/2023 |
| Akdital | 3,25 | 2,00 | 62,5% | 08/06/2023 | 28/07/2023 | 08/08/2023 |
| Alliances | - | - | - | 26/06/2023 | | |
| Aluminium du Maroc | 70 | 110 | -36,4% | 22/06/2023 | 13/07/2023 | 25/07/2023 |
| Aradei Capital | 5,42 | 1,05 | | 09/05/2023 | 01/06/2023 | 12/06/2023 |
| | 13,78 (Extraordinary DPS) | 17,17 (Extraordinary DPS) | 5,4% | | | |
| AtlantaSanad | 5,5 | 5,2 | 5,8% | 25/05/2023 | 12/06/2023 | 21/06/2023 |
| Attijariwafa bank | 15,5 | 15,0 | 3,3% | 24/05/2023 | 03/07/2023 | 12/07/2023 |
| Auto Hall | 3,5 | 3,5 | 0,0% | 31/05/2023 | 20/06/2023 | 03/07/2023 |
| Auto Nejma | 110 | 86 | 45,3% | 07/04/2023 | 18/04/2023 | 28/04/2023 |
| | 15 (Extraordinary DPS) | | | | | |
| Balima | 5,5 | 5 | 10,0% | 20/06/2023 | 13/07/2023 | 27/07/2023 |
| BCP | 9,0 | 8,5 | 5,9% | 27/06/2023 | 13/07/2023 | 26/07/2023 |
| BOA | 4 | 4 | 0,0% | 20/06/2023 | 06/07/2023 | 17/07/2023 |
| BMCI | 18 | 10 | 80,0% | 26/06/2023 | 13/07/2023 | 27/07/2023 |
| Crédit du Maroc | 27 | 26 | 4,2% | 20/06/2023 | 13/07/2023 | 27/07/2023 |
| CIH Bank | 14 | 14 | 0,0% | 15/06/2023 | 04/07/2023 | 13/07/2023 |
| Cimar | 60 | 95 | -36,8% | 30/05/2023 | 06/07/2023 | 17/07/2023 |
| CMT | 60 | 88 | -31,8% | 27/06/2023 | 23/08/2023 | 01/09/2023 |
| Colorado | 2,0 | 2,03 | -1,5% | 22/05/2023 | 09/06/2023 | 20/06/2023 |
| Cosumar | 7 | 6 | 16,7% | 08/06/2023 | 06/07/2023 | 17/07/2023 |
| CTM | 25 | 22 | 13,6% | 26/06/2023 | | 25/09/2023 |
| Dari Couspate | 85 | 95 | -10,5% | 23/06/2023 | 21/07/2023 | 31/07/2023 |
| Delta Holding | 1,4 | 1,3 | 7,7% | 16/05/2023 | 11/07/2023 | 21/07/2023 |
| Disty Technologies | 10 | 15 | -33,3% | 15/06/2023 | 28/07/2023 | 08/08/2023 |
| Disway | 35 | 40 | | 30/05/2023 | 22/06/2023 | 05/07/2023 |
| | | 30 (Extraordinary DPS) | -53,3% | | | |
| Delattre Levivier Maroc | - | - | - | | | |
| Ennaki Automobiles | 1,89 | 1,85 | 2,2% | 25/04/2023 | 21/06/2023 | 04/07/2023 |
| Eqdom | 55 | 40 | 37,5% | 30/05/2023 | 20/06/2023 | 03/07/2023 |
| Fenie Brossette | - | - | - | 22/06/2023 | | |
| HPS | 60 | 55 | 9,1% | 22/06/2023 | 05/07/2023 | 14/07/2023 |
| IB Maroc | - | - | - | | | |
| Immorente | 1,0 | 5,5 | 0,0% | 07/04/2023 | 18/04/2023 | 28/04/2023 |
| | 2,0 | | | | 15/06/2023 | 26/06/2023 |
| | 1,0 | | | | | 01/09/2023 |
| | 1,0 | | | | | 01/12/2023 |
| Involys | 0 | 5 | - | 15/06/2023 | | |
| Jet Contractors | - | - | - | 19/03/2023 | | |
| Label Vie | 86,38 | 70,40 | | 15/06/2023 | 03/07/2023 | 12/07/2023 |
| | | 69,1 (Extraordinary DPS) | -38,1% | | | |
| LafargeHolcim Maroc | 66 | 66 | 0,0% | 27/06/2023 | 13/07/2023 | 27/07/2023 |
| Lesieur | 4,5 | 3,5 | 28,6% | 10/05/2023 | 06/07/2023 | 14/07/2023 |
| M2M Group | - | - | - | 21/06/2023 | | |
| Maghreb Oxygène | 4 | 4 | 0,0% | 18/04/2023 | 02/05/2023 | 11/05/2023 |
| Maghrébaïl | 50 | 50 | 0,0% | 09/05/2023 | 04/07/2023 | 13/07/2023 |
| Managem | 30 | 20 | 50,0% | 31/05/2023 | 06/07/2023 | 14/07/2023 |
| Maroc Leasing | 14 | 14 | 0,0% | 26/06/2023 | | |
| IAM | 2,19 | 4,78 | -54,2% | 31/03/2023 | 06/09/2023 | 15/09/2023 |
| Marsa Maroc | 8,0 | 7,2 | 11,1% | 20/06/2023 | 13/07/2023 | 26/07/2023 |
| Med Paper | - | - | - | 26/06/2023 | | |
| Microdata | 25 | 27 | -7,4% | 21/06/2023 | 12/07/2023 | 24/07/2023 |
| Mutandis | 8,5 | 8,5 | 0,0% | 03/04/2023 | 20/06/2023 | 03/07/2023 |
| TGCC | 6,0 | 5,5 | 9,1% | 20/06/2023 | 25/07/2023 | 03/08/2023 |
| Oulmès | 16,5 | 12 | 37,5% | 18/05/2023 | 19/06/2023 | 28/06/2023 |
| Promopharm | 40 | 40 | 0,0% | 21/06/2023 | 11/09/2023 | 20/09/2023 |
| RDS | - | - | - | 27/06/2023 | | |
| Rebab Company | - | - | - | 26/06/2023 | | |
| Risma | - | - | - | 13/06/2023 | | |
| S2M | - | - | - | 22/06/2023 | | |
| SANLAM Maroc | 36 | 35 | 2,9% | 10/05/2023 | 22/08/2023 | 31/08/2023 |
| Salafin | 13,50 (Extraordinary DPS) | 26,55 (Extraordinary DPS) | -48,1% | 09/05/2023 | 22/05/2023 | 31/05/2023 |
| SBM | 145,5 | 113 | 28,8% | 09/05/2023 | 06/06/2023 | 15/06/2023 |
| SMI | - | - | - | 31/05/2023 | | |
| SNEP | 16 | 20 | -20,0% | 27/06/2023 | | |
| Sonasis | 30 | 38 | -21,1% | 22/06/2023 | 21/07/2023 | 31/07/2023 |
| Sothema | 25 | 25 | 0,0% | 25/05/2023 | 03/07/2023 | 11/07/2023 |
| SRM | - | - | - | 20/06/2023 | | |
| Stokvis | - | - | - | 15/06/2023 | | |
| Stroc Industrie | - | - | - | 19/05/2023 | | |
| Taqa Morocco | 35 | 35 | 0,0% | 23/05/2023 | | 22/09/2023 |
| Timar | 0 | 8 | - | 22/06/2023 | | |
| TotalEnergies Marketing Maroc | 56 | 56 | - | 01/06/2023 | 19/06/2023 | 27/06/2023 |
| Unimer | 1 | - | - | 22/06/2023 | 13/09/2022 | 22/09/2023 |
| Wafa Assurance | 130 | 120 | 8,3% | 10/05/2023 | 08/06/2023 | 19/06/2023 |
| Zelidja | - | - | - | 26/06/2023 | | |

Attijari Global Research

Mahat Zerhouni
+212 529 03 68 16
m.zerhouni@attijari.ma

Attijari Intermédiation

Anis Hares
+212 529 03 68 34
Alae Yahya
+212 529 03 68 15
Sofia Mohcine
+212 522 49 59 52



Attijari
Global Research